



# Council

## **Proposed City of Vancouver *Washroom Framework & 2026 Actions***

RTS: 18029

*January 20, 2026*

1. Background
2. Current State
3. Future State
  - The Washroom Framework & 2026 Actions

# 1. Background

# Council Direction & City Priorities



**2014**  
Healthy City  
Strategy



**2020**  
Motion - Water  
& Washrooms  
as a Human  
Right



**2022**  
Vancouver Plan  
Accessibility  
Strategy



**2023**  
Vibrant  
Vancouver: City  
Council's  
Strategic  
Priorities 2023-  
2026



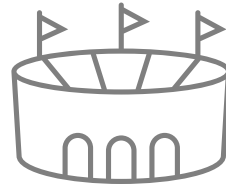
**2025**  
Older Persons  
Strategic  
Framework and  
2025 Early  
Actions



**2025**  
Motion - Places  
to be and  
Places to Go



**Inclusive Access & Dignity**




**Tourism & Events**




**Public Realm Management**

## Complicated



City and partner systems need to work together to deliver public washrooms

## Complex



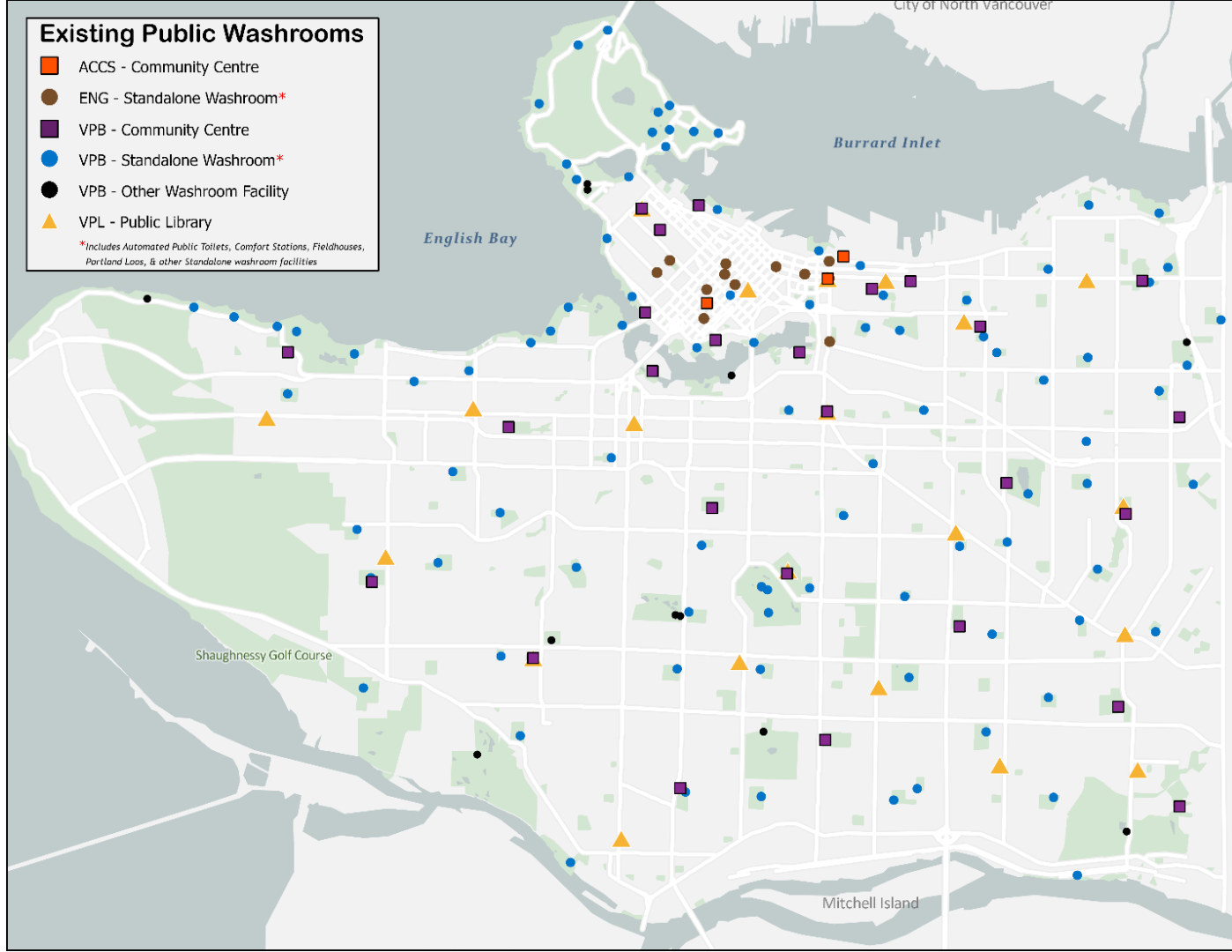
Service delivery, funding, and operations must be tailored to social context

## 2. Current State

Vancouver currently has **165 City-funded publicly accessible** washrooms delivered through several models:


- The City operates 10 automatic toilets, 2 comfort stations, 3 within ACCS Community Centres
- Park Board jointly maintains 129 washrooms
- Libraries contain 21 washrooms

Additional access provided through grants & in-kind facilities at social service organizations



# City Funded Public Washroom Coverage

Washrooms per 100,000 people



*Jurisdictions define and publish public washroom inventories differently. Figures are shown to provide scale and order-of-magnitude context, not a precise ranking.*

\$\$\$

Direct City  
Operations



\$\$

City-Family  
Operations



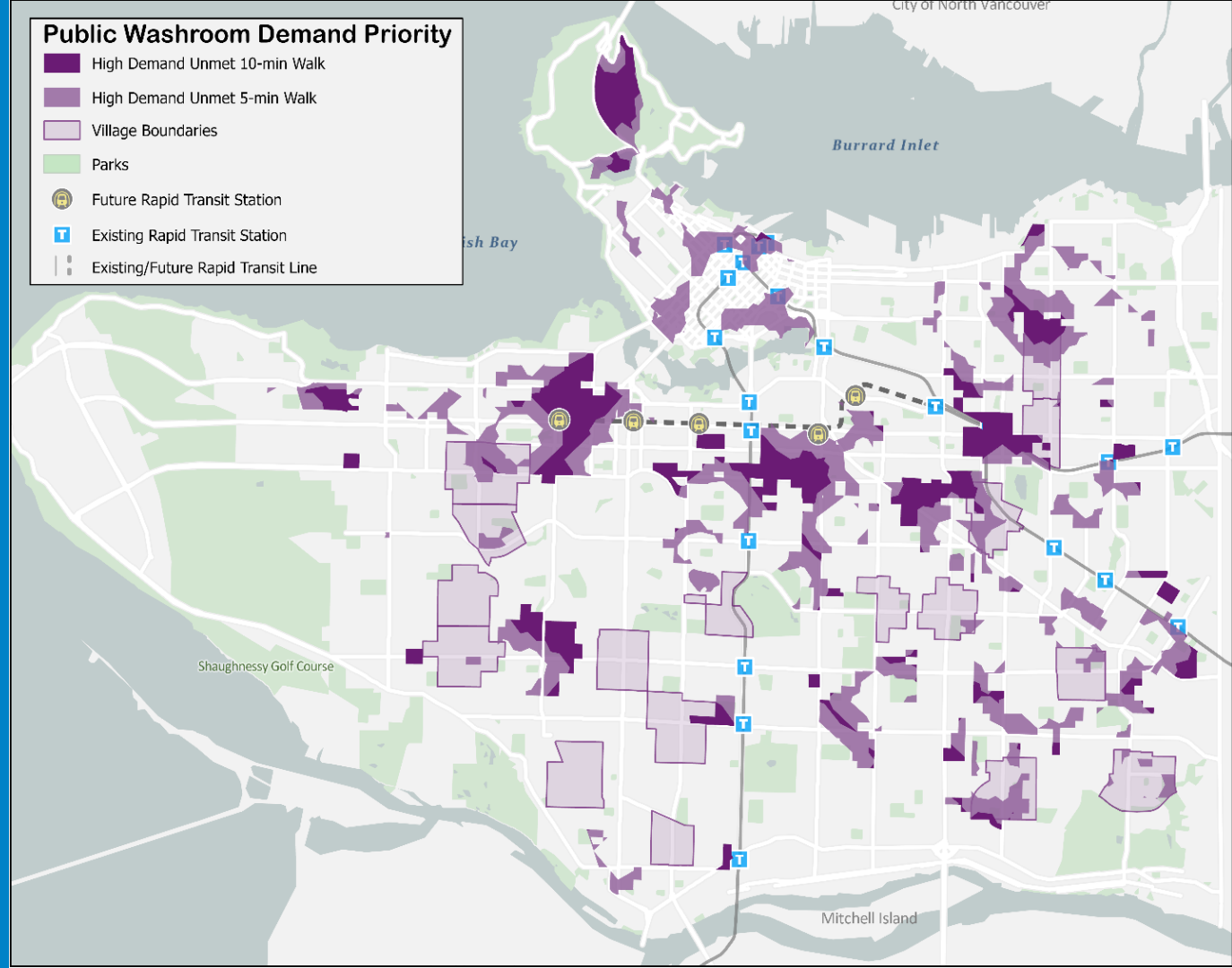
\$

City as Convener,  
Facilitator, or Enabler



## 3. Future State

# Priority Areas Based on Gaps Between Inventory and Demand





Sets high-level direction



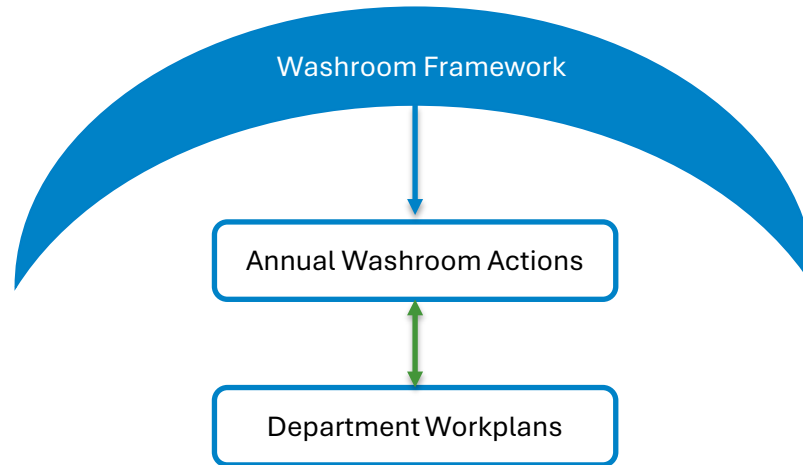
Unifies City efforts



Supports flexible action



Clarifies partnerships and roles



**Vision:** Everyone in Vancouver has reasonable access to a network of clean, safe, accessible and dignified washrooms when they need one.

**Mission:** The City of Vancouver supports access to a broader network of accessible, clean, and safe washrooms that enhance the quality of life for all residents and visitors, promoting health, hygiene, and inclusivity within our community.

**Operational &  
Financial  
Viability**

**Alignment to  
Jurisdictional  
Responsibility**

**Partnerships**

**Strategic &  
Contextual  
Placement**

**Commitment  
to  
Management  
&  
Maintenance**

**Equity**

## The City will:



Deliver public  
washrooms in an  
efficient and  
effective manner



Work to broaden  
washroom access  
through partnership  
and advocacy

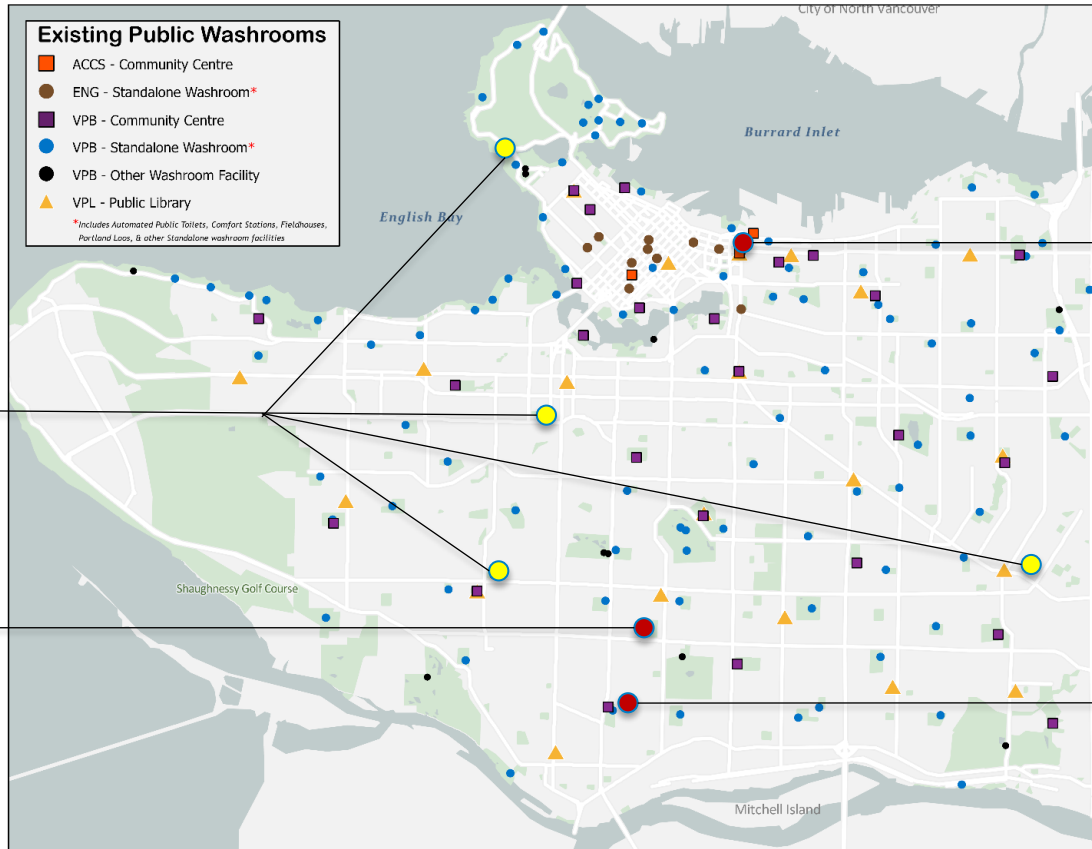


Support the public  
to find available  
washrooms through  
wayfinding



**Strategic Pillars**

# 2026: New and Renewed Washrooms (Current Capital Plan)



- Integrate into major capital projects
- Explore alternative delivery models
- Pilot new technologies
- Develop unified dataset and wayfinding system

City Wide



- Enhance wayfinding and signage for existing facilities
- Pilot Portland Loos in DTES & Gastown (in progress)
- Advocate for sustained provincial investment

Vulnerable  
Communities



1. Pending decision today, continue implementation of 2026 Actions.
2. **Q4 2026:** Return to Council for progress update and seek direction on 2027 Actions.

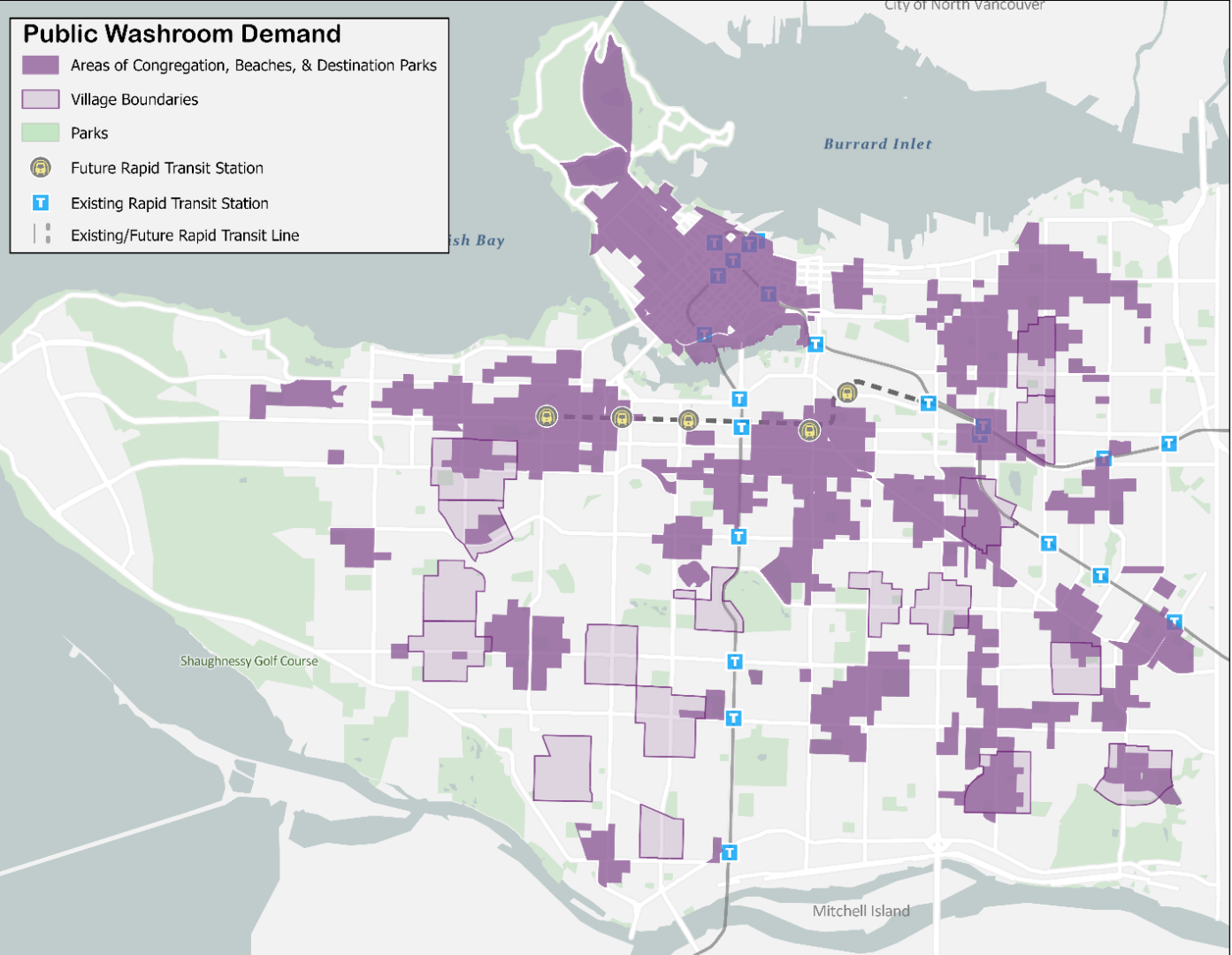
Thank You

# Appendix

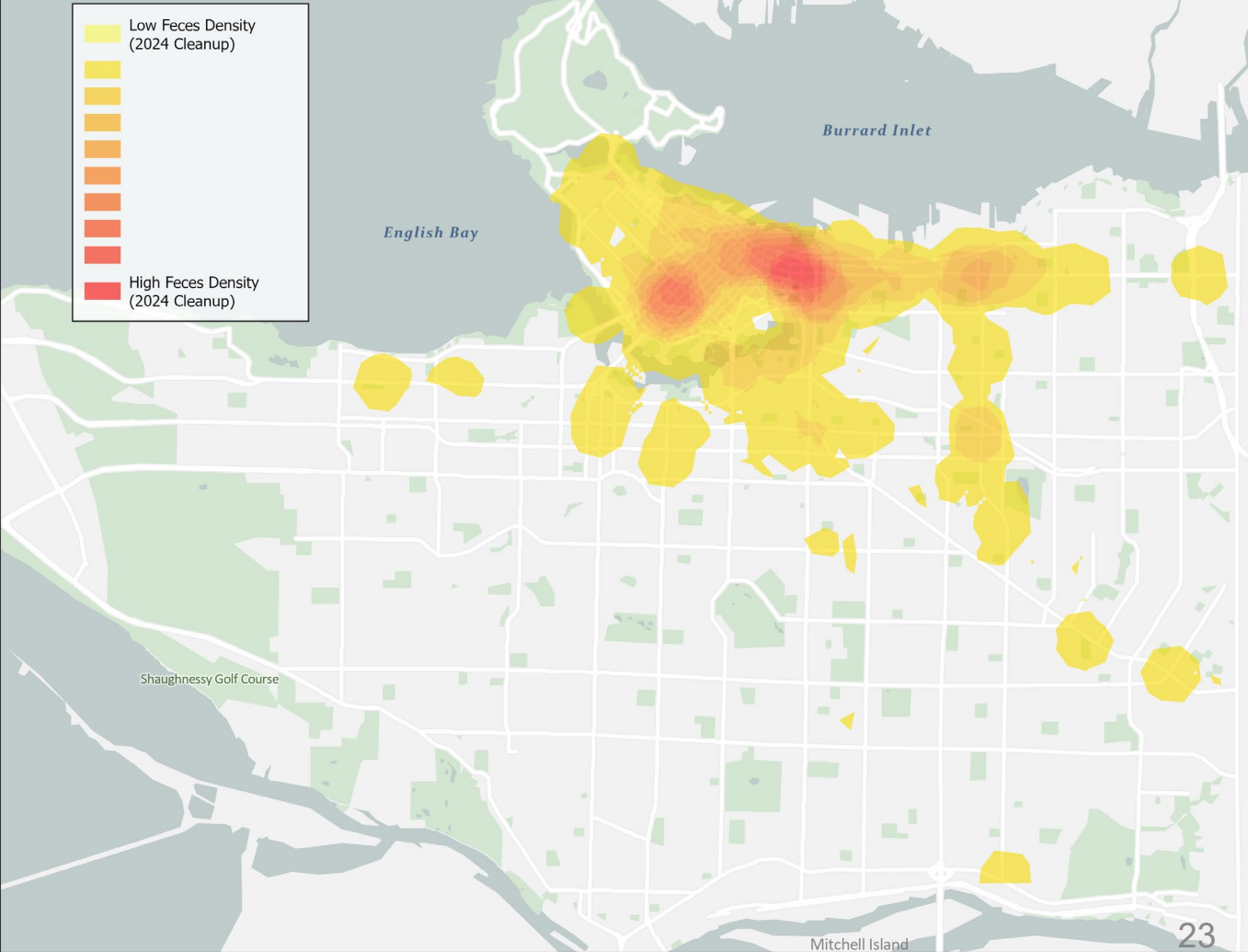
Gap assessment mapping is based on:

1. Existing washroom within a 5 and 10 min walk
2. Areas of congregation
3. VanPlan Villages
4. High public transit areas
5. 311 feces complaints *(used as an imperfect proxy for washroom access to vulnerable communities)*

# Demand for Public Washrooms



# Demand for washrooms and supports for vulnerable communities



## **Main concerns are:**

- Health Hazard
- Impact on Livelihood & Quality of Life
- Negative impact on visitor experience and city image

**Common locations** of concern include near public infrastructure, doorways, parking lots, construction sites and near social services vicinity

**Demographics** primarily affected are children, seniors and those with mobility challenges unable to easily avoid obstructions.

## **Feces Clean up Program Improvements**

- Confusion on public vs private property responsibilities- Perceived as entirely the City's responsibility
  - Diverting business time and resources for private cleanup. Lack of tools to manage the issue.
- Requests to expand service areas
- Immediate service required for businesses to operate and for event and festival success

**Vandalism costs are high; Increasing expectation for monitors and wraparound services**

Washroom partnerships supporting the unhoused include: **NPOs, health authorities, faith-based organizations and various levels of government**

General washroom partnerships include: **transit authorities, tourism organizations, private businesses, and various levels of government.**

**Funding is a major strain on most cities:** Typically from general revenue, revitalization grants, tourism, and health funds in North America

**Creative models:** such as small grants to restaurants, and small fee for washroom use is used with different acceptance levels across cultures.

SPSO will provide coordination support and conduct an annual review of the following (tentative) metrics:

## **Accountability**

Identify and track completion of annual action items.

## **Efficiency**

Reduction in operating costs for public washrooms related to washroom usage.

*Note: This metric may increase if wayfinding leads to greater public washroom usage.*

## **Coverage**

Percentage of high-demand areas within a 10-min walking distance of a public washroom.

Currently:

- % of this area that's a 10m walk to a public washroom: 70%
- % of this area that's a 5m walk to a public washroom: 18%

## **Awareness**

Reduction in 311 calls related to washrooms

*Note: This metric may increase if wayfinding leads to greater public washroom usage.*