

# 2025 Municipal By-Election Review



CITY OF  
VANCOUVER

VANCOUVER  
VOTES

# Agenda

- Budget
- Staffing
- Wait times
- Accessibility



**YOUR CITY.**

**YOUR VOICE.**

**YOUR VOTE.**

**Budget**

## Incremental Cost

*Voter Turnout: 67,962*  
*Total Cost: \$1.602M*  
*Cost Per Vote: \$23.57*

Category	2017 Incremental Cost	2025 Incremental Cost*
Election Office	\$251,000	\$332,000
Election Workers	\$248,000	\$200,000
Voting Places & Supplies	\$31,000	\$12,000
Vote by Mail	\$3,000	\$31,000
Communications & Digital	\$105,000	\$179,000
Voting Equipment/ Technology	\$562,000	\$436,000
<b>Total</b>	<b>\$1,200,000</b>	<b>\$1,190,000</b>

*\*2025 costs are preliminary as not all invoices have been received and some staff are continuing to work on by-election-related tasks through the end of May.*

## Cost Considerations

**Funding Source:** The 2025 by-election was funded through the City's tax-supported Election Reserve

**Budget Planning:** Since by-elections fall outside the regular election cycle, additional allocations are required for the 2026 General Election

**Cost Comparison:**

- **2017 By-Election:** \$1.2M, supported by use of 44 schools and City Hall at no cost
- **2025 Costs:** To use 25 schools in 2025, it would added \$350k-\$400k cost (~\$15k per VSB voting location)

## **Election worker wages increased significantly**

- 56.1% increase since 2017

## **2017 fixed staffing model**

- 8 registration EOs per voting place
- Resulted in an average of 105 voters processed per EO per day
- At many locations, EOs were significantly underutilized (lowest turnout location processed 2.5 voters per hour per EO)

## **2025 flexible staffing model**

- Data-informed allocations based on historical turnout
- Each Election Official can process 300 voters per day

**YOUR CITY.**

**YOUR VOICE.**

**YOUR VOTE.**

**Wait Times**



**VANCOUVER  
VOTES**



## Rationale: Reduction in Voting Places and Staff

### Reduction of Voting Places

- Number of voting places reduced from 50 to 25
- Effort to align resources with anticipated voter turnout

### Factors Driving the Decision

- Historic voter turnout for by-elections
- Expansion of Vote-by-Mail program
- Operational efficiency
- Cost considerations




















By-elections in Vancouver historically have low turnout compared to general elections. The 2017 by-election had a 10.99% turnout, and the 1992 by-election had 10% turnout.

	2017 Actual		2025 Planned		2025 Actual	
Voting Method	Ballots Casted	Turnout %	Ballots Cast	Turnout %	Ballots Casted	Turnout %
Vote by Mail	330	0.7%	8,600	14.6%	5,430	8.0%
Advance Voting	4,174	8.6%	5,400	9.2%	7,678	11.3%
Election Day	43,831*	90.7%	45,000	76.3%	54,854	80.7%
Total	48,335*		59,000		67,962	

*\*Excludes the ballots casted for UBC/UEL*

# Turnout at 2017 Low-Performing Voting Places

The 2025 planned vote-by-mail turnout was to offset in-person voting at nearly 20 of the lowest turnout locations from 2017; however, it ultimately replaced 15 of those locations.

 Westside Baptist Church	 Shaughnessy Elementary School	 David Thompson Secondary School
 Sir William Osler Elementary School	 David Oppenheimer Elementary School	 Maple Grove Elementary School
 Dr. H. N. MacCorkindale Elementary School	 Ray-Cam Co-operative Centre	 Prince of Wales Secondary School
 Pierre Elliott Trudeau Elementary School	 Langara Golf Course	 Tecumseh Annex Elementary School
 Sir William Van Horne Elementary School	 Sir John Franklin Elementary School	 Dr. R. E. McKechnie Elementary School

In 2017, votes cast at the above locations ranged from 242 to 512 for general voting day.

## Operational Efficiency: Staffing Plan and Coverage

### Total Election Workers (EO) Hired

- Originally hired 250
- 30 withdrew
- 45 additional recruited
- 265 deployed on election day



### Processing Capacity of EOs

- Each registration EO estimated to process ~300 voters/day
- 1,200–2,400 voters per voting place depending on the number of EOs assigned

### Staffing Model Basis

- Based on a turnout of 45,000 voters on election day

## Lessons Learned: Wait Times

### **Larger Voting Places & More Staff**

- Larger voting places and more staff reduce crowding and streamline the process
- More laptops and tabulators to ensure voters get process as quick as possible

### **Dedicated Line Management Staff**

- Line management staff ensure voters are directed efficiently, cutting wait times and preventing congestion

### **Exploring Wait Time Tool**

- Based on public feedback, a wait time tracking tool could help voters choose less busy locations
- Staff will explore the feasibility of implementing this feature for the 2026 election

**YOUR CITY.**

**YOUR VOICE.**

**YOUR VOTE.**

**Accessibility**



**VANCOUVER  
VOTES**

## Lessons Learned: Voting Place Access

### **Priority Access Line Management**

- Staff will conduct a review of voting place signage, including priority access line signs, with the goal of improved voter experience at the voting place
- Dedicated staff will be at each voting place for line management in 2026

### **Voter Assistance**

- Assisted voting is available for all voters who may not be able to mark their own ballots. Staff are trained on respectfully engaging with voters with disabilities.
- For 2026 staff will explore the potential for braille ballot templates

In alignment with the City of Vancouver's Language Access Policy, efforts were made to ensure all election communications were accessible in multiple languages. Some key activities included:

**Voter Information Postcards:** Sent to 310,564 households providing key election info in 7 most spoken languages

**Posters:** Over 8000 posters including 7 most spoken languages displayed across Vancouver

**Multilingual Print and Digital Pamphlets:** Over 8000 print pamphlets and 11,700 downloads in 12 languages from the City's website,

**Social Media in 12 Languages:** Paid content reached over 4.2 million impressions

**Paid Advertisements in Multilingual Outlets:** Radio and print ads in Traditional Chinese, Simplified Chinese and Punjabi





- Will continue to use the top 12 languages for essential materials in alignment with Language Access Policy
- Staff will explore the possibility of a larger format mailout with the purpose to include more languages, including French

**YOUR CITY.**

**YOUR VOICE.**

**YOUR VOTE.**

## Vote for two City Councillors in the Vancouver By-election

### Voting locations on the back.

#### Eligible voters have three ways to vote:

- **Vote by mail:** Request a vote-by-mail package online, or by calling 3-1-1
- **Advance voting:** Vote early on March 26 or April 1 at Vancouver City Hall.
- **Election day:** Vote on April 5, at Vancouver City Hall or any of the 24 community centres.

 CITY OF  
VANCOUVER | **VANCOUVER  
VOTES**

投票選出2位市議員。符合資格的選民有三種投票方式：

- **提前投票：**2025年3月26日或4月1日，於溫哥華市政廳提前投票。
- **選舉日投票：**2025年4月5日，於溫哥華市政廳或24個社區中心的任何一間投票。
- **郵寄投票：**可在溫哥華市政府網站或致電3-1-1申請郵寄選票包。

如需翻譯信息，請致電3-1-1或掃描下方的二維碼。

投票選出2位市議員。符合資格的選民有三種投票方式：

- **提前投票：**2025年3月26日或4月1日，於溫哥華市政府提前投票。
- **選舉日投票：**2025年4月5日，於溫哥華市政府或24個社區中心的任何一間投票。
- **郵寄投票：**可在溫哥華市政府網站或致電3-1-1申請郵寄選票包。

如需翻譯信息，請致電3-1-1或掃描下方的二維碼。

Bumoto para sa 2 Konsehal ng Lungsod. Maaring bumoto nang maaga sa pamamagitan ng koreo, o sa ika-5 ng Abril. Tumawag sa 3-1-1 o i-scan ang QR code para sa pagsasalín ng wika.

Vote por 2 concejales municipales. Vote por adelantado, por correo, o el 5 de Abril. Llame al 3-1-1 o escanee el código QR para traducciones.

Bầu chọn 2 Ủy viên Hội đồng Thành phố. Bỏ phiếu sớm, qua thư hoặc vào ngày 5 tháng 4. Gọi 3-1-1 hoặc quét mã QR để xem bản dịch.

2 ਸਹਿਤੀ ਕੌਂਸਲਰਾਂ ਲਈ ਵੋਟ ਦਿਓ। ਪਹਿਲਾਂ ਵੋਟ ਦਿਓ, ਡਾਕ ਰਾਹੀਂ ਜਾਂ 5 ਅਪ੍ਰੈਲ ਨੂੰ। ਅਨੁਵਾਦਾਂ ਲਈ 3-1-1 'ਤੇ ਕਾਲ ਕਰੋ ਜਾਂ QR ਕੋਡ ਸਕੈਨ ਕਰੋ।

For more information visit  
[vancouver.ca/vote](http://vancouver.ca/vote) or call 3-1-1



- Increase the number of voting places used in 2022 for 2026 advance and general voting dates
- Expand the “supercentre” model used in 2022 with larger rooms, more staff with additional voting technology devices
- Model a range of voter turnout scenarios to identify potential implications for queuing and wait times (\*2026 figures below are not finalized as locations not yet secured)

Voting Opportunities	2018	2022	2026*
# of advance voting days	8	5	5
# of advance voting places	12	22	30
# of advance voting hours	1,152	1,320	1,800
# of election day voting places	114	82	84
# of election day voting hours	1,368	984	1,008
<b>Total # of voting hours</b>	<b>2,520</b>	<b>2,304</b>	<b>2,808</b>

**YOUR CITY.**

**YOUR VOICE.**

**YOUR VOTE.**

**Questions**



**VANCOUVER  
VOTES**