

2023 Homeless Count: Vancouver


*Data from the Metro Vancouver Homeless Count Report -
Lu'ma Native Housing Society – Reaching Home:
Canada's Homelessness Strategy (2023)*

October 31, 2023

Celine Mauboules,
Managing Director

Dustin Lupick,
Social Planner

Housing and Homelessness Services





We acknowledge we are on the unceded territories of the [xʷməθkʷəy̓əm](#) (Musqueam), [Skwxwú7mesh](#) (Squamish), and [Selilwitulh](#) (Tsleil-Waututh) Nations.

- The 2023 Metro Vancouver Homeless Count took place on the evening of March 8th and the day of March 9
- Initiative of the Reaching Home Designated and Indigenous Community Entity, Lu'ma Native Housing Society – Reaching Home: Canada's Homelessness Strategy, (2023)
 - Partnership with Vancity Community Foundation
 - Conducted by HSABC
- 24-hour Point-in-Time snapshot of people who are experiencing homelessness
- 2023 is the second time all the counts aligned –federal, provincial and regional in the same year
- Provides a basic demographic profile and tracks trends over time
- Considered an undercount



1. Background

2. Findings



Photo: Lani-Brunn

2023 Homeless Count Results

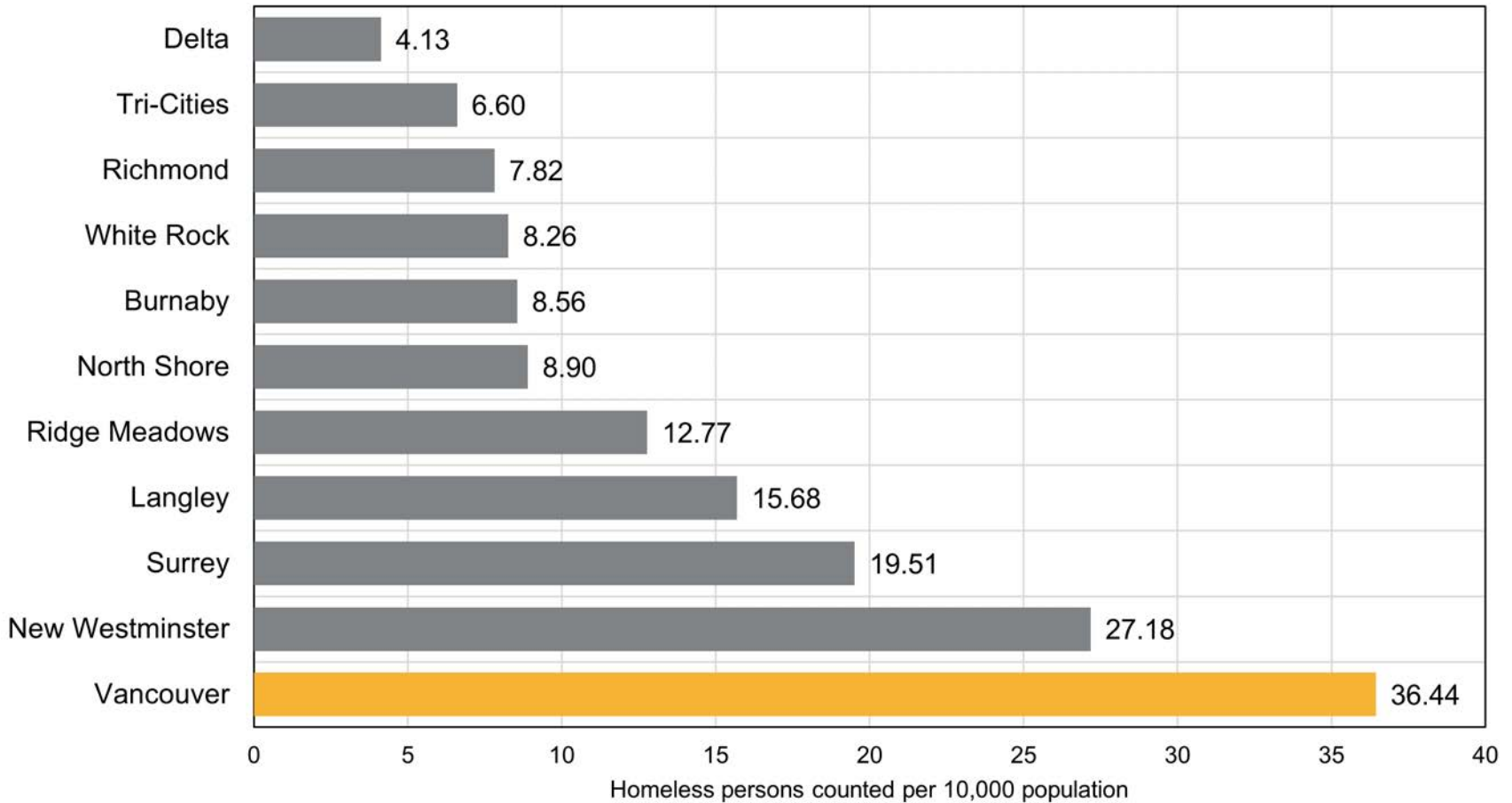
2,420

**PEOPLE IDENTIFIED AS HOMELESS
IN VANCOUVER ON MARCH 9, 2023**

605 UNSHELTERED

1,815 SHELTERED

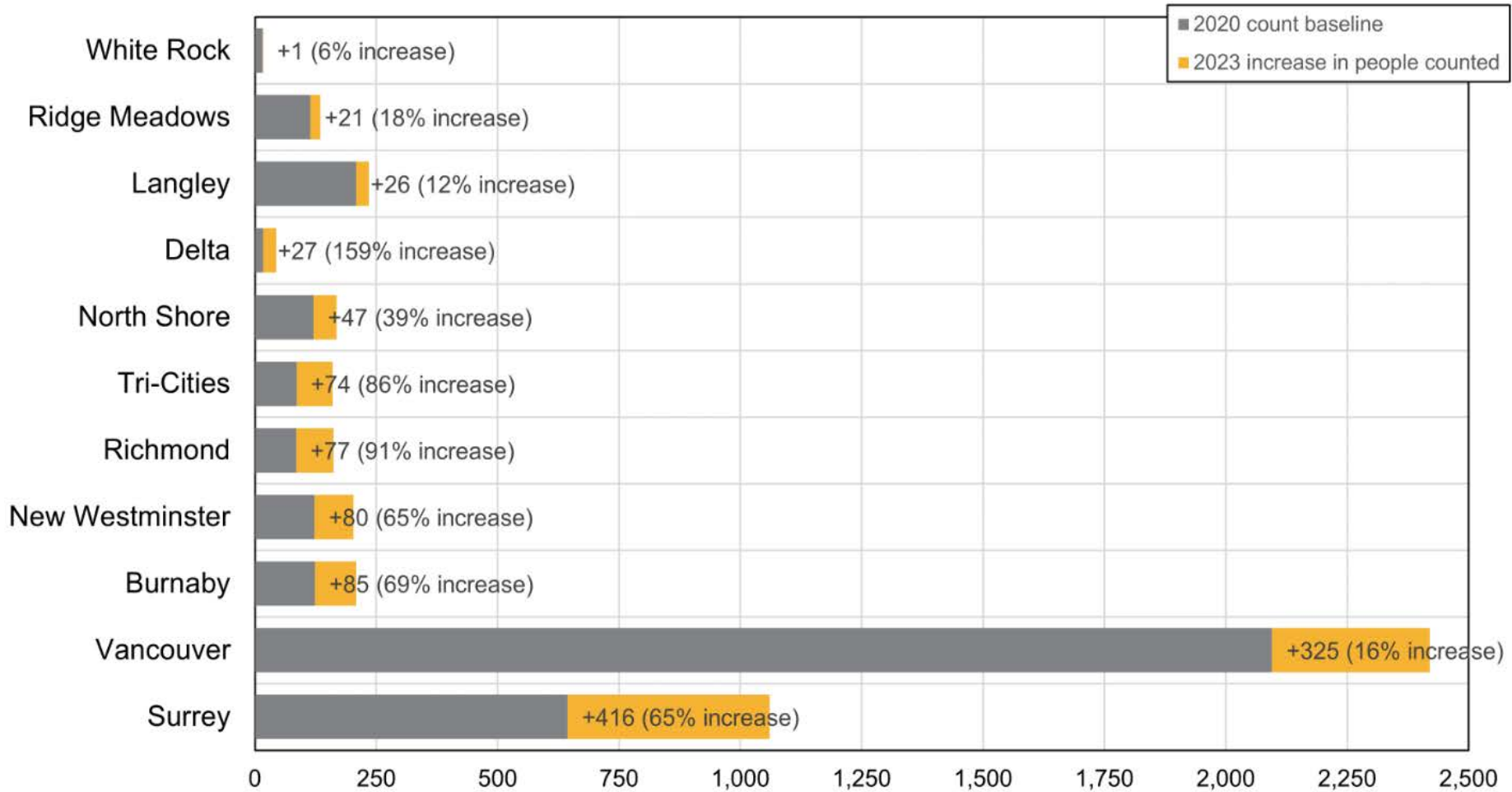
Homeless Population Per 10,000 Population - Metro Vancouver, 2023



Data sources: Metro Vancouver 2023 Homeless Count; BC Stats, 2022 municipal population estimates

Metro Vancouver: Increasing Homelessness

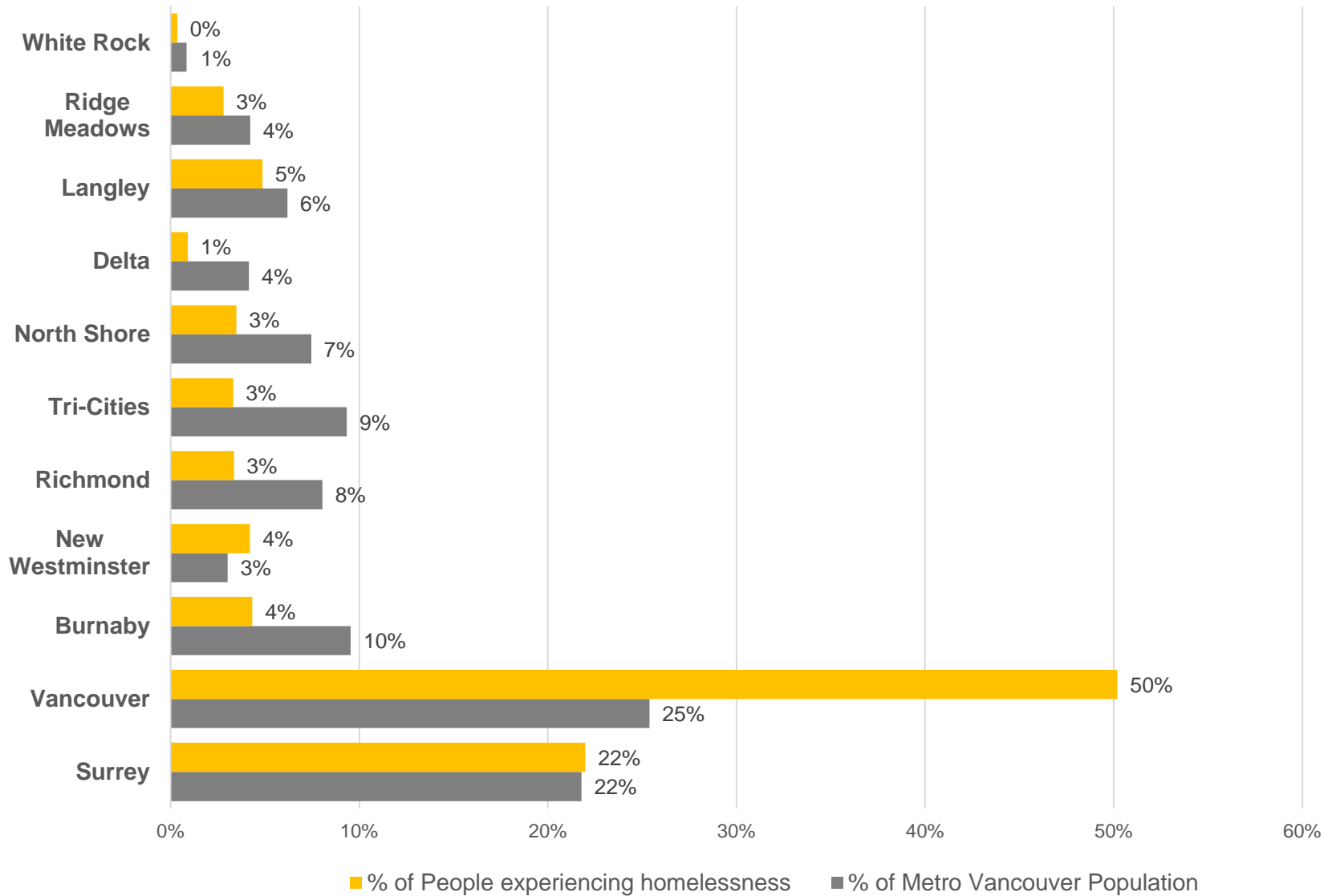
Number of Homeless Persons Counted - Metro Vancouver, 2020-2023



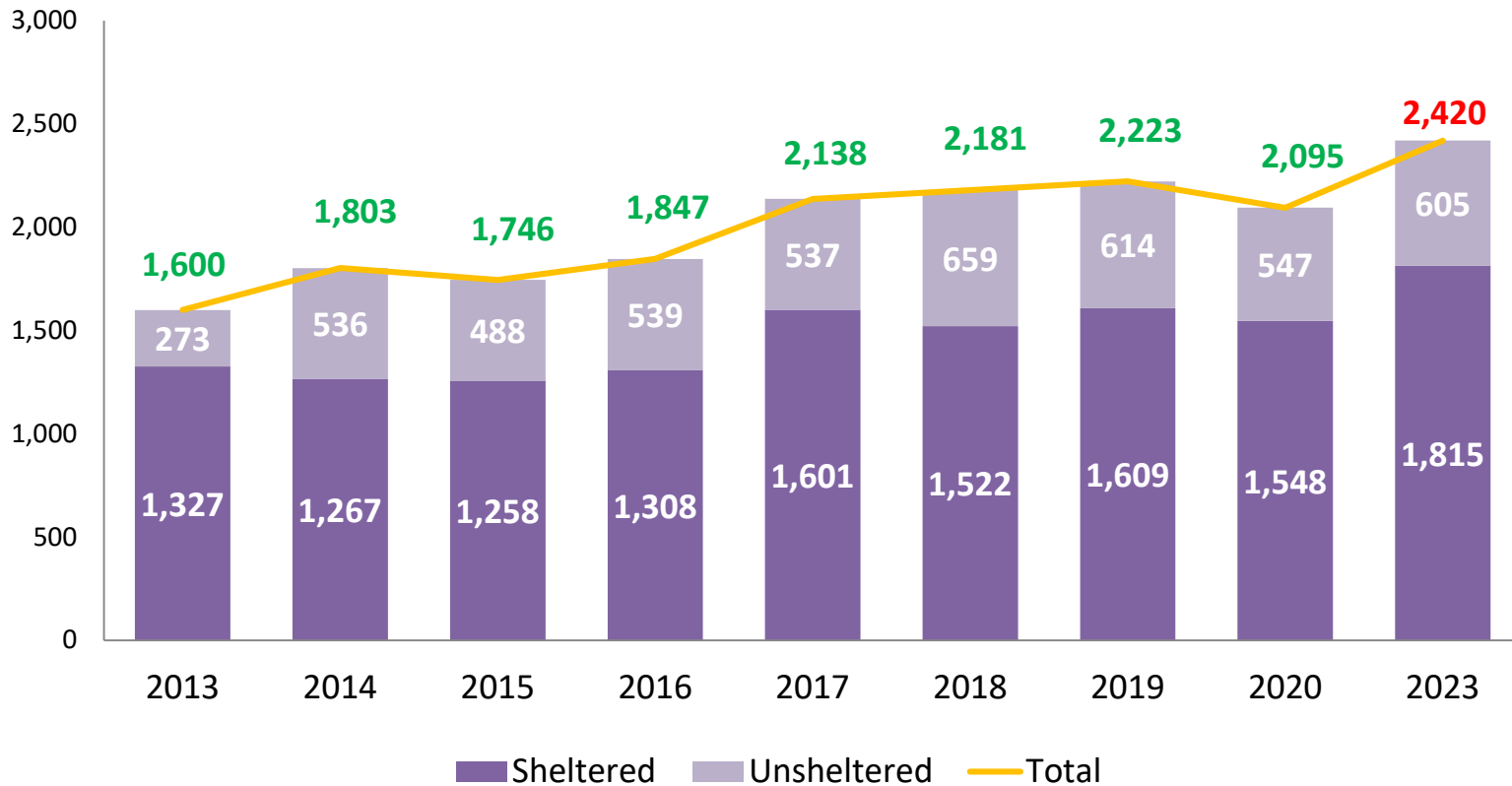
(Total: 4,821)

Absolute number of persons counted in 2020 and 2023 counts
Data sources: Metro Vancouver 2020 and 2023 Homeless Counts

Population and Number of People Experiencing Homelessness

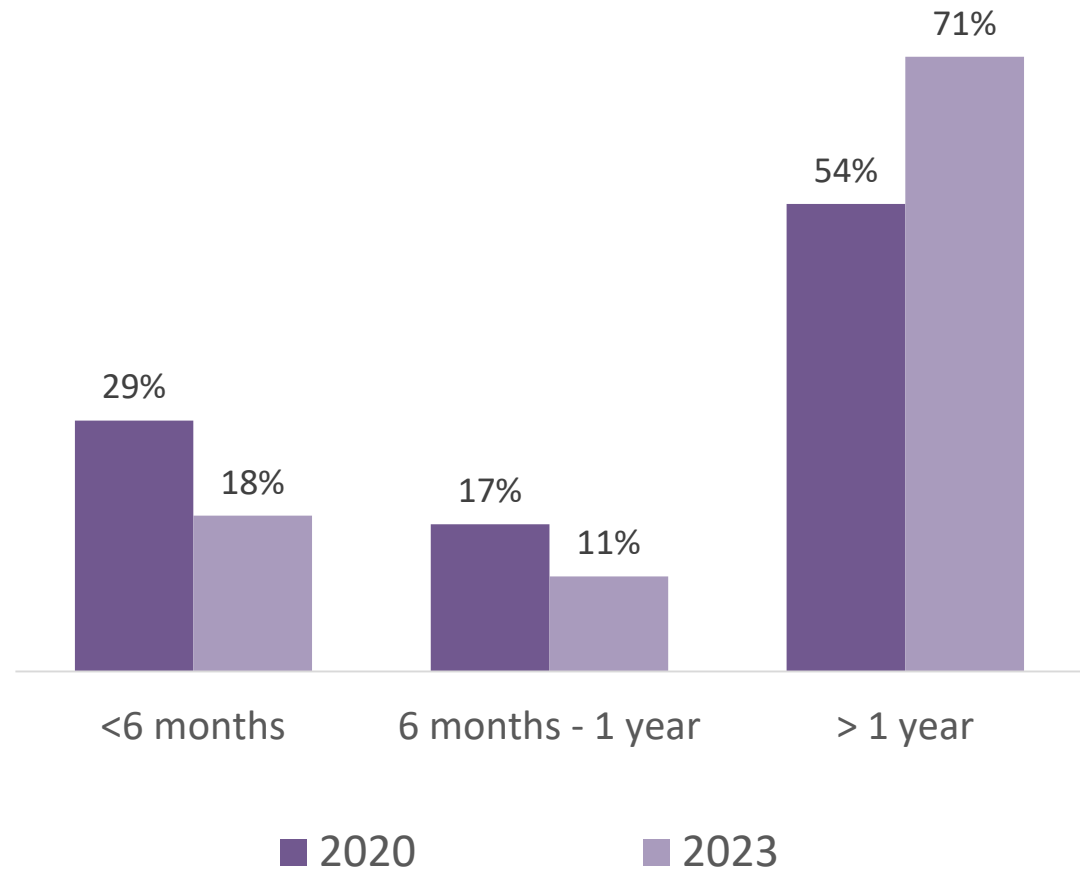


Vancouver: Persistent Homelessness



2023 Homeless Count: Length Of Time Homeless

71% (n=1,072) of respondents reported being homeless at least a year, representing an increase of 17% over 2020.



(n=1,072)


2023 Homeless Count: Connection to Vancouver

- 78% (n=851) of individuals were living in Vancouver when they became homeless
- Majority (62%; n=1,014) of people have lived in Vancouver for over five years
- Two thirds (66%; n=478) of unsheltered respondents had accessed an emergency shelter in the previous year
- Over half (54%; n=478) had stayed at someone else's place in the previous year

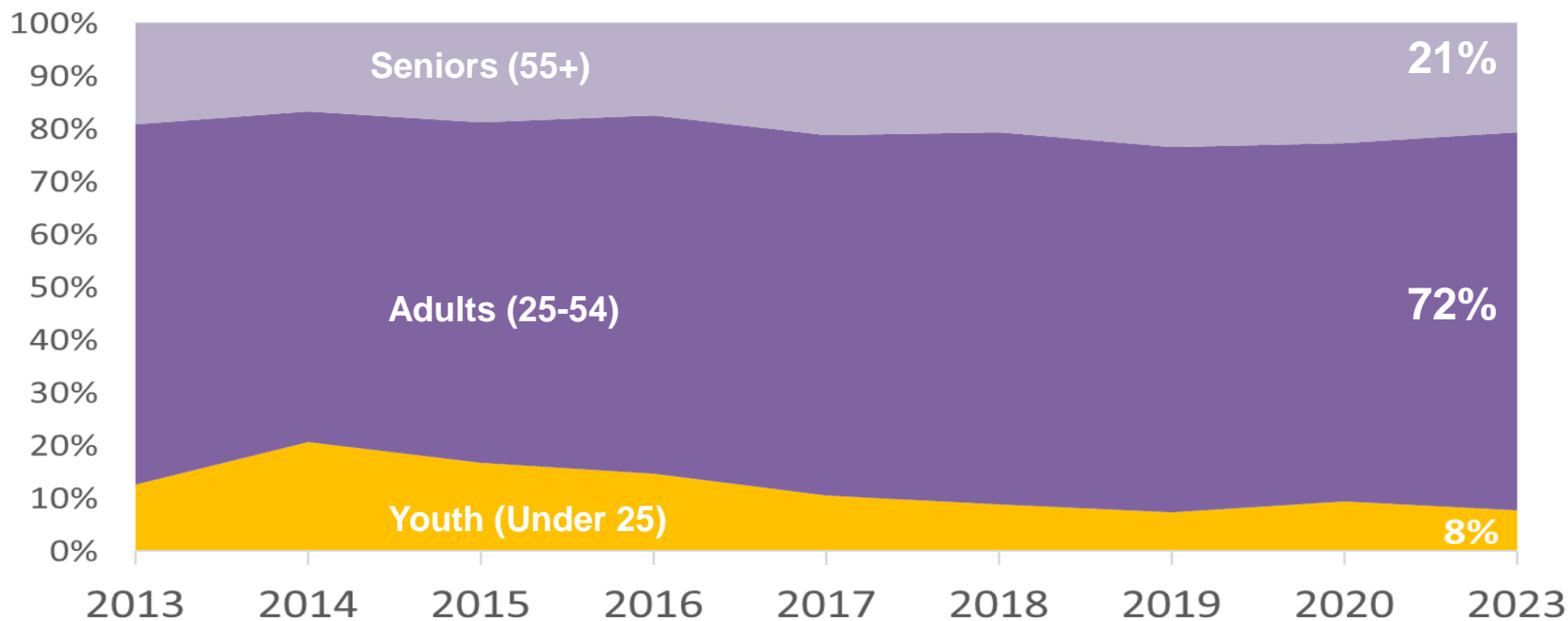


2023 Homeless Count: Gender + Sexual Identity

- 23% (n=1,150) of survey respondents identified as a women
- 3% (n=1,150) of survey respondents identified with another Gender identity
- Women are undercounted and more likely to exhaust all other resources before becoming homeless, including living in unsafe situations with partner violence
- There are less women specific shelters compared to men specific shelters: In Vancouver 17% are women specific beds while 44% are men specific beds
- 3% (n=1,121) of respondents identified as having transgender experience
- 13% (n=1,090) of respondents identified as 2SLGBTQIA+



2023 Homeless Count: Age



(n= 1,161)

Percentage total does not equal 100% due to rounding

Almost half (47%; n=202) of seniors experienced homelessness for the **first** time when they were already a senior.

Over a third (35%; n=1,095) of respondents indicated they were currently, or previously had been in the care of the ministry as a child or youth

2023 Homeless Count: Indigenous Profile

39% (n=1,141) of survey respondents identify as Indigenous compared to 2.3% of population

Indigenous people are **18 times** more likely to be homeless than non-Indigenous people

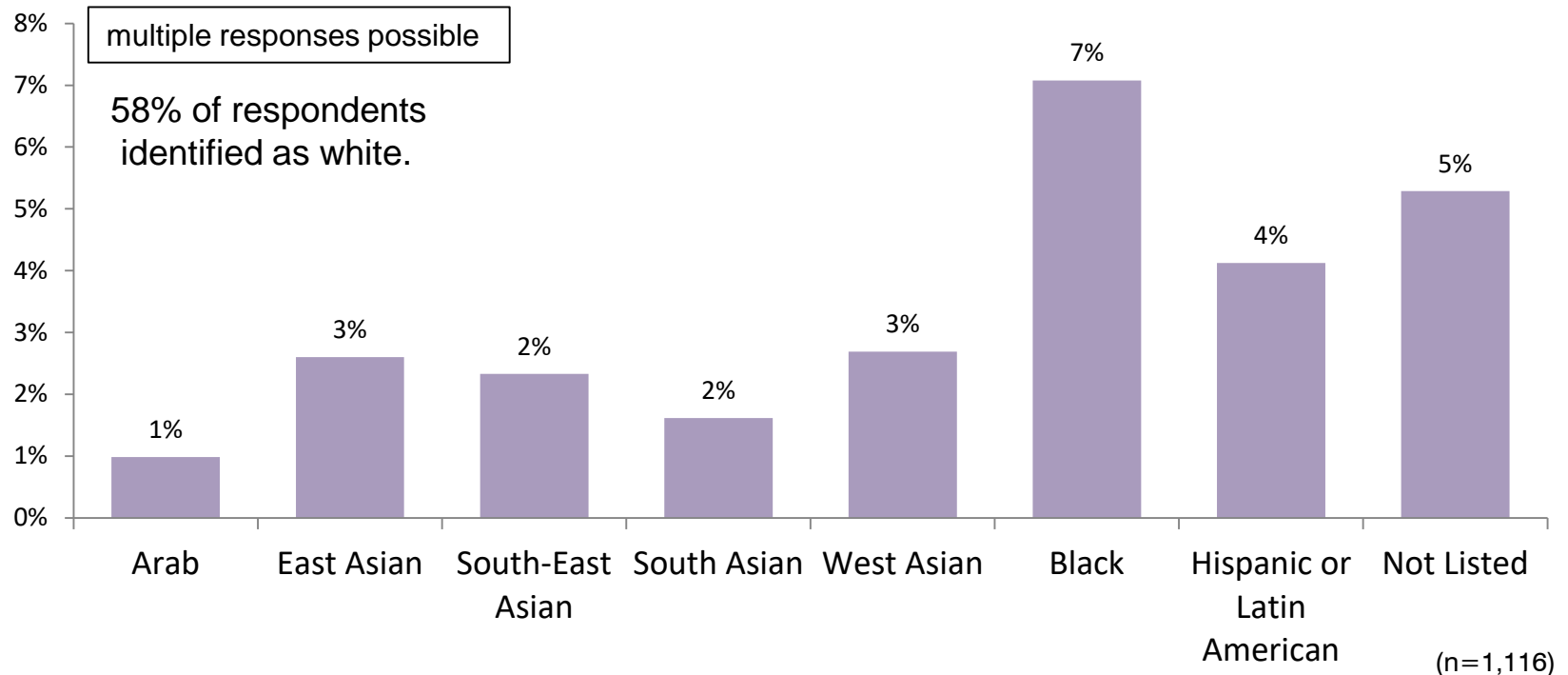
Almost half (46%; n=510) of unsheltered respondents identify as Indigenous

65% (n=1,005) of Indigenous respondents experienced homelessness for the first time as a youth, compared to 46% of non-Indigenous respondents

67% (n=349) of Indigenous respondents reported experiences with Residential School, either themselves, a parent, or grandparent



2023 Homeless Count: Racial Identify Profile



Factors such as discrimination, language barriers, historical trauma and colonization have a cumulative effect -- they are also linked to homelessness and being unable to break the cycle of homelessness in Canadian society.

Because the realities experienced by individuals who are part of racialized and newcomer communities are different from that of other communities, it is important to recognize the unique challenges they may face. (Homeless Hub)



3. Drivers of Homelessness

Photo: Lani Brunn

Structural Factors

Poverty, lack of affordable housing, lack of appropriate health care, racism, etc.

Individual Factors

Traumatic events, mental health and addictions, etc.

Systemic Factors

Aging out of care, discharge into homelessness, intergenerational trauma etc.

Top Reasons for Housing Loss:

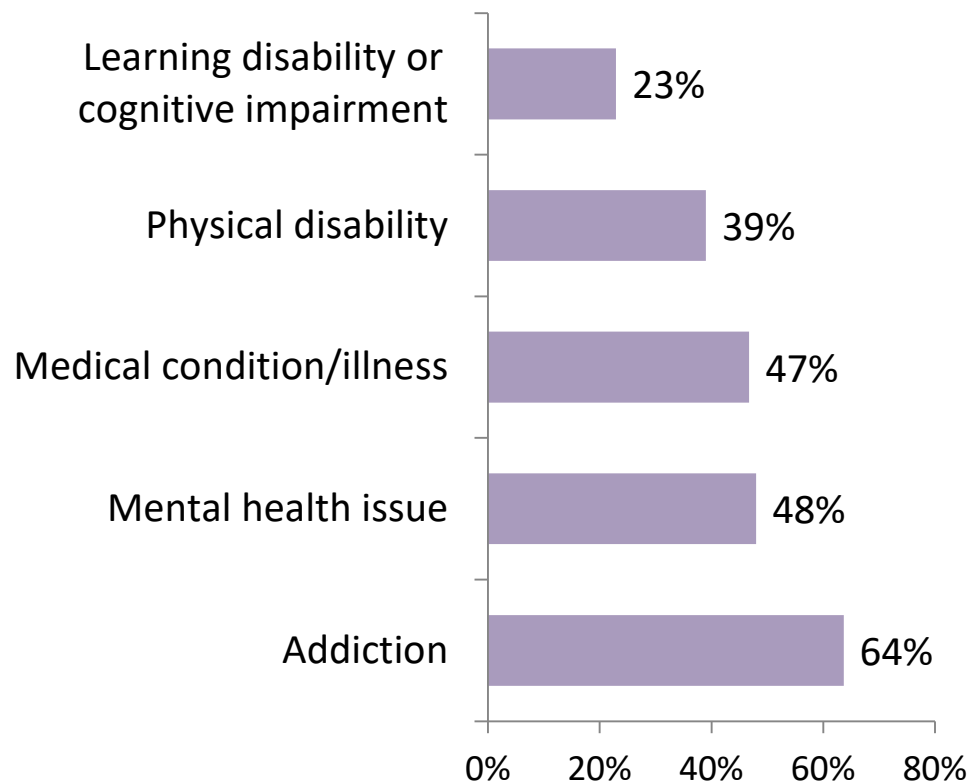
- Not enough income: 28%
(n=1,021)
- Addiction/substance use: 19%
(n=1,021)
- Landlord/ tenant conflict: 15%
(n=1,021)
- Unfit/Unsafe housing condition: 12%
(n=1,021)
- Mental health issue: 12%
(n=1,021)
- Conflict with spouse/partner: 12%
(n=1,021)
- Physical health issue 10%
(n=1,021)

63% (n=1,123) of respondents indicated two or more health concerns

32% (n=1,083) of respondents reported having an acquired brain injury

Services in Previous Year:

- Emergency Room: 52% (n=1,088)
- Hospital (non-emerg): 47% (n=1,088)
- Health Clinic: 46% (n=1,088)
- Ambulance: 42% (n=1,088)




multiple responses possible

(n=1,123)

4. Responses to Homelessness



Responses to Homelessness



Unsheltered

Shelters

SROs

Supportive
Housing

Social
Housing

Market
Rental

Ownership

Outreach Team
Encampment
Response

Permanent +
Temporary
Shelters

Private +
Government
Owned

2007 MOU
2017 TMH
2021 PMSHI
2021 RHI
2021 Complex Care

- Street outreach throughout the city and in encampments
- Co-funded by BC Housing and City
- 390 Powell office supports
- Housing and Homelessness Prevention
- Access to Income and Support Services
- Work with BC Housing's Coordinated Access and Assessment process (CAA)
- STEP program



2022 Totals:

- ~120 unique people/day
- ~6,800 unique individuals served
- ~2,000 new clients that had never accessed Homelessness Services Outreach previously
- 632 housing units secured for people experiencing or at risk of homelessness



Permanent Year-round shelters

- ~900 beds

Temporary Year-round Shelters

- ~500 beds

Winter Shelters

- 67 beds

Extreme Weather Response Shelters

- 40 beds (+ additional sites TBC)

Warming Centres

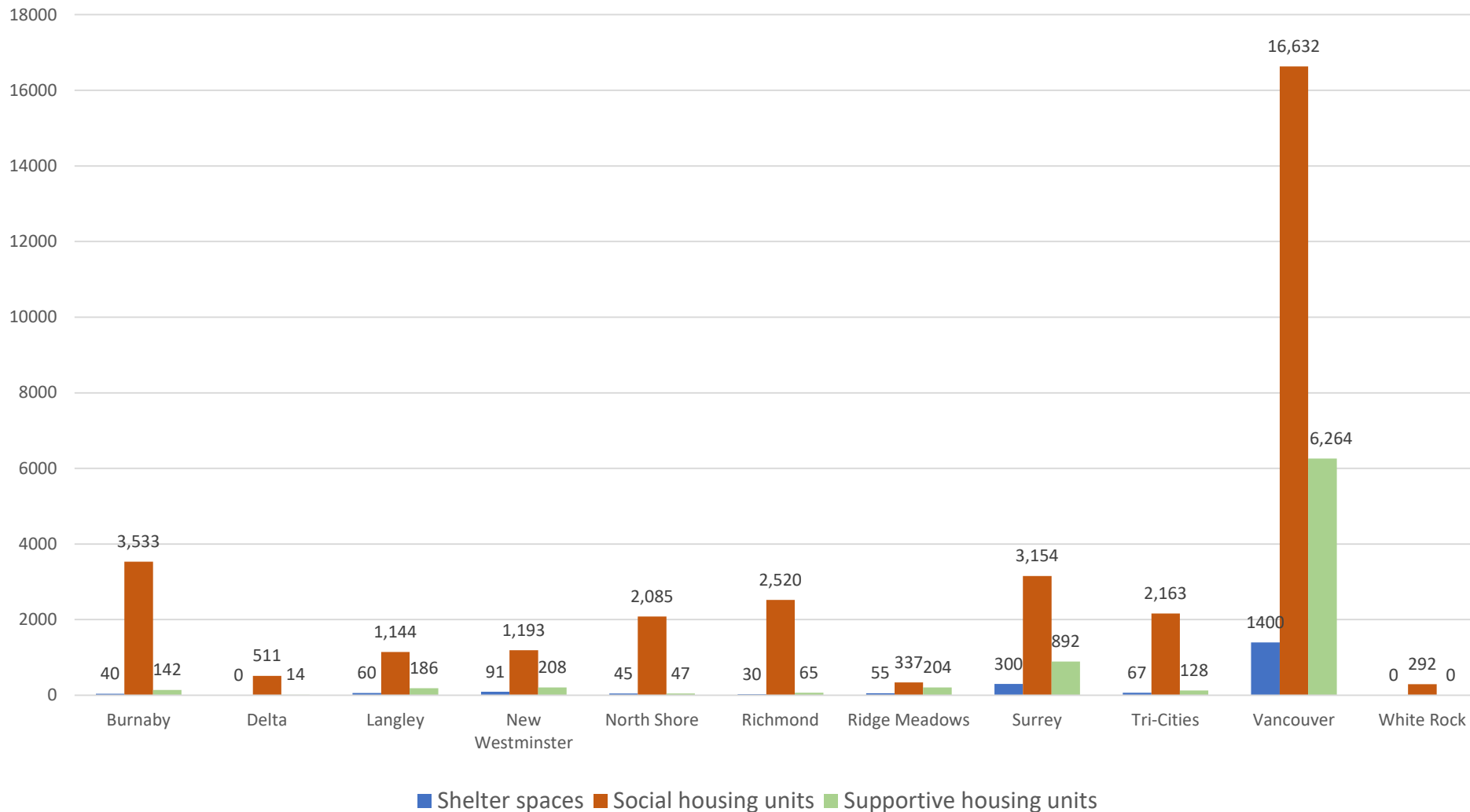
- Over 200 spaces



5. Ongoing Initiatives



Social and Supportive Housing and Shelter Spaces – Advocacy for a Regional Response



Ongoing Initiatives – Advocacy for a Regional Response

- Advocate for a regional response
- Provincial partnerships
 - HEART
 - HEARTH
- 2023-2-26 capital plan:
 - \$12M to replace temporary shelters
- Intergovernmental SRO Investment Strategy
- Pilot Projects
 - Better Together
 - Tiny Shelters



Thank You to *Lu'ma Native Housing Society – Reaching Home: Canada's Homelessness Strategy*

