



REPORT

Report Date: February 28, 2022
Contact: Alexander Ralph
Contact No.: 604.829.2092
RTS No.: 15028
VanRIMS No.: 08-2000-20
Meeting Date: March 30, 2022
[Submit comments to Council](#)

TO: Standing Committee on City Finance and Services
FROM: Chief Procurement Officer
SUBJECT: Annual Procurement Report 2021

RECOMMENDATION

THAT Council receive this report for information.

REPORT SUMMARY

This annual procurement report documents the procurement activities of the City of Vancouver from January 1, 2021 to December 31, 2021. The scope of this report includes the public procurement and contract award statistics for third party goods and services, sustainable and ethical procurement highlights, and other activities and accomplishments of the Supply Chain Management (SCM) department such as the warehousing and inventory management functions.

COUNCIL AUTHORITY/PREVIOUS DECISIONS

In April 2018, City Council approved Procurement Policy number ADMIN-008, which includes updates and amendments to the former Procurement Policy AF-015-01. This policy provides direction from City Council for the procurement of goods, services and construction as well as the disposition of surplus assets for the City of Vancouver and other City Affiliates with respect to contract approval authority limits, contract signing authority, authority of the Bid Committee, and incorporation of sustainable and ethical procurement policies into the procurement process.

CITY MANAGER'S/GENERAL MANAGER'S COMMENTS

SCM oversees the procurement of third party goods and services (including construction), as well as the management of the City's warehouse facilities and material inventory, which support

City operations. Only a portion of the City's spend is facilitated by the SCM department through the administration of the public procurement processes and issuance of purchase orders in compliance with the Corporate Procurement Policy. Historically approximately 30-35% of the City's disbursements are considered spend that can be influenced through a competitive procurement process. Other expenses such as regulated tariffed services like utilities, taxes and other spend transactions that are governed by other Council policies, for example grants or real estate acquisitions, are not managed by the SCM department. In order to support the City's many priorities and goals, SCM works to achieve best value while advancing economic, social, and ethical and environmental sustainability practices in its procurement and warehousing and inventory management activities.

During 2021, the City solicited bids and proposals, negotiated and awarded \$107 million worth of contracts for goods, services (including construction) under the stewardship of the SCM department. These contracts resulted in procurement savings of approximately \$10.5 million (~10%), achieved through deployment of procurement strategies, which include consolidation of citywide spend, competitive bidding and structured negotiation processes.

This annual report also highlights some accomplishments by the Supply Chain Management department to assist business units in delivering quality core services that meet residents' needs and support Council priorities, such as the commitment to sustainable and ethical procurement and continuous improvement in ensuring value for money for Vancouver residents.

The General Manager, Finance, Risk and Supply Chain Management and City Manager recommend that Council receive this report for information.

REPORT

Background/Context

City of Vancouver's Procurement Policy (ADMIN-008), (Section 10 Monitoring, Review and Reporting) notes that the Chief Procurement Officer will annually report to City Council on the procurement activities of the previous year.

Strategic Analysis

1. Supply Chain Management Departmental Activities and Statistics

SCM's key objective is supporting the City's long-term strategic goals, contributing to ensure the City is financially healthy and administratively effective. SCM supports the City operations through a shared services centralized model, providing subject matter expertise and trusted advice and operational support to internal client business units. The department leverages on a strategic procurement focus to enable responsible financial stewardship, effective risk management practices, and robust internal administrative processes in Supply Chain Management.

The department also continuously engages in internal process improvements and implements leading supply chain management practices that enhance operations and services that not only ultimately deliver goods and services to the City's final customer, in this case the taxpayer, but also generate economic impacts and benefits across the entire supply chain. This report discusses some of the results from these on-going activities.

During 2021, Supply Chain Management activities continued to be essential to deliver services to the citizens of Vancouver. The COVID19 global pandemic has forced procurement staff based out of City Hall to work remotely allowing business continuity through the virtualization of procurement processes. Other internal shared services and support under SCM responsibility can only be provided physically such as warehousing and material management. Departmental staff in these areas have demonstrated a strong sense of public service, flexibility and resilience to constant adjustments to health and safety guidelines and a very dynamic and changing work environment.

The SCM staff have had to work with and support business units to find solutions and establish the right contracts to mitigate scarce sources of supply, long delivery lead times, and high costs of goods and services. Supply chain disruptions are now a constant in our operations, this not only caused as a lagging effect of the global pandemic, but as well as a result of climate change events and political and economical situations locally, national and world-wide. Supply and demand dynamics and inflationary pressures, which have ripple effects in the manufacturing, distribution and resource and capacity channels, challenge the City's ability to source goods and services and make them available at the right time, the right quantities and the right price when required by the City to provide quality services its citizens.

Following are key procurement statistics for the period from January 1, 2021 to December 31, 2021:

a. Departmental Procurement Savings

As noted in previous annual procurement reports, the SCM department indicates savings derived from procurements following internal policies and inter-provincial, national and international trade agreements to ensure an open, transparent and fair competitive procurement process. Typically, the procurement savings identified could result from single-year purchases or procurement programs over a period for longer-term contracts. Savings shown below are represented as such for both single-year and multi-year contracts awarded during the calendar year 2021:

Total Value of Contracts Awarded in 2021	\$107,386,350
Total Value of Procurement Savings* from Contracts Awarded in 2021	\$10,576,062
2021 Procurement Savings* from Contracts Awarded in 2021	\$ 2,980,899
Future Year Procurement Savings* from Contracts Awarded in 2021	\$7,595,163

* Procurement savings represent a positive variance between either the current cost, anticipated cost or budget for the goods or services prior to the competitive procurement process and the actual contract value at time of contract award, for each procurement.

b. Bid Committee and Council Contract Approvals

Through the City's Procurement Policy, Council has delegated the authority to the Bid Committee – comprised of the City Manager, the Chief Financial Officer and the Department Head responsible of the budget for the purchase – to award procurement and/or revenue contracts between \$750,000 and \$2,000,000. Council has also delegated the authority to award contracts below this threshold to specific roles within Supply Chain Management and the City's business unit departments that manage the expenditures as part of their operating and capital budgets. City Council approval is required for contract awards with a value greater than \$2,000,000 as part of the Corporate Procurement Policy.

In 2021, Bid Committee approved staff recommendations to award 35 contracts at a total estimated value of \$145 million. Bid Committee also approved two housing operator contracts and a day care centre operator contract. These additional type of contracts are for services from vendors that are governed by additional Council policies in support of social programs to meet City priorities and objectives.

In 2021, City Council approved staff recommendations to award 12 procurement contracts valued at an estimated combined value of \$125 million. A summary of the contracts that received final approval for award from Council during the year is listed in Appendix B of this report. Bid Committee concurred as well on all contract awards over \$2 million prior to final approval by Council.

Approval of contract award recommendations by Bid Committee and Council authorize SCM to finalize negotiations, award and execute the contracts on behalf of the City according to the delegated signing authority specified in the Procurement Policy. Of the \$145 million approved by Bid Committee in 2021, 16 contracts valued at \$27 million were awarded and executed in 2021. Of the \$125 million approved by Council in 2021, 7 contracts valued at \$23 million were awarded and executed in 2021.

The remainder of the approved contract awards from 2021 will be executed in 2022. These are typically contract awards approved towards the end of the calendar year, which take time to finalize and sign by the parties involved depending on the complexity of the agreement. This timing clarification from contract award approval to completion and execution of the contract is required to explain the difference between value of awarded contracts reported for 2021 (\$107 million) and the value of the contracts approved by Bid Committee and Council during 2021. Contracts approved at the end each calendar year that have not been completed and signed by December 31st are to be included in the subsequent Annual Procurement Report to Council in the reporting year where the contacts are finalized and executed.

c. Summary of Contracts Awarded

All procurement competitive processes valued at \$75,000 or greater are posted publicly on BC Bid and the City's website. Similarly, all contract award decisions are posted publicly and reports showing award information are available on the City of Vancouver web site and Open Data Catalogue (links below).

<http://vancouver.ca/doing-business/bid-committee-documents.aspx>*

<http://vancouver.ca/your-government/open-data-catalogue.aspx>

**This link will redirect the reader to the City of Vancouver public website - Awarded Bids section*

d. Sole Source Contract Awards

The Procurement Policy outlines circumstances whereby competitive bidding is not required and contracts may be sole sourced. The competitive award ratio demonstrates that the City is successful in achieving on its core procurement objectives of conducting a competitive and open process while maximizing the value for money in the acquisition of goods and services.

The SCM department processed a total value of \$107,386,350 in contracts in 2021. Of that, \$97,603,476 (90.9%) were awarded using a competitive bid process and \$9,782,873 (9.1%) were awarded to bids on a sole source basis under the Procurement Policy provisions. Of the 9.1% sole source contract value, \$7,898,763 (7.35%) were awarded following the public posting

of a Notice of Intent to Contract (NOITC) and the remaining (1.75%) were urgent and/or highly specialized contracts where single or very limited number of providers can offer the services, and awarded prior to issuance of a public notice as per the provisions of the Procurement Policy. In all instances, a public posting of the sole source award was issued on the City's public web site.

The complete list of sole source NOITCs for 2021 is posted on the City of Vancouver web site (link below):

<http://bids.vancouver.ca/bidopp/noi.htm>

e. Surplus Asset Disposal

The SCM department manages the orderly disposal of any materials owned by the City, which are declared surplus to present and future department operational requirements. In 2021, a total of \$958,940 in revenue was generated through the auctioning and sale of surplus assets that include vehicles and small equipment owned by the City at the end of their lifecycle through the surplus sales operations of Central Stores warehousing.

f. Warehousing and Inventory Management

During 2021, the staff from the warehousing and inventory management functions in the SCM department continued to support the City's Emergency Operations Centre (EOC) in response to the global pandemic through the purchase and distribution of PPE, and the support to other critical climate related events and extreme weather such as the heat-dome during the summer, the BC floods in the autumn, and the activation of shelters and snow fight due to the low temperatures recorded in Vancouver during the winter.

The warehouses have been holding additional inventory that is indispensable to ensure business continuity in support of the business unit operations. Safety stock levels for critical items have been reviewed and decisions to increase storage space and inventory levels have been made in order to carry sufficient supply to support different business unit operations. Disruptions in the supply chains have increased the lead-time and delivery from our suppliers as well as pricing.

The procurement, warehousing and business unit teams have been working in collaboration with vendors in order to mitigate risks and ensure sources of supply for the City to continue its operations. An example of global supply chain disruptions include the scarcity of petrochemical raw material products due to the shut down of refineries in Texas from the unprecedented cold weather at the beginning of 2021 that led the City to purchase greater quantities than usual of PVC pipe.

The shut down of manufacturing facilities in India and China due to COVID-19 outbreaks, and shipping container shortages and labour issues in distribution ports of entry required both distributors and final users such as the City to hold additional inventory to mitigate supply chain risks.

g. Continuous Process Improvement and E-Sourcing System

During 2021 the Supply Chain Management department concluded the public bid for the acquisition of an E-Sourcing information system and initiated the implementation of software-as-a-service application powered by the Jaggaer One solution which is an industry leader in sourcing and procurement software.

The implementation of this functionality will allow interfacing with the SAP ERP system to allow vendors to register through an internet portal to offer their products and solutions to do business with the City. This will allow the City to advance its Sustainable Procurement program and continue to expand our repository of information of diverse suppliers or businesses with environmental capabilities. The SCM department will be able to leverage on the information built over time in a systematic basis to understand the market better and ultimately find better sources of supply.

Moreover, through the use of this technology, the City will be able to conduct the public procurement processes electronically, eliminating manual processes and enabling interchange and documentation of information with vendors. Activities including posting and receiving bid proposals and conducting vendor selection processes such as evaluations, pricing analysis and contract award approvals will be done leveraging on the best practices functionality of the application.

The system is set to go-live in the second quarter of 2022. This will bring internal process efficiencies, an easier and modern way to interact with vendors and set the foundation for the implementation of future system functionality that can improve the City's contract and vendor performance management.

2. Sustainable and Ethical Procurement (SEP)

The City's Sustainable Procurement program focuses on supporting key priorities of Council and the City's social and environmental operations and service strategies, including Climate Emergency Action Plan and the Healthy City Strategy. The objective of Sustainable Procurement is to advance supplier performance while playing a leadership role in who the City does business with; what goods and services we buy; how to achieve better outcomes by leveraging resources to support sector knowledge, growth and development while pursuing emerging and innovative opportunities. The Sustainable Procurement program under the stewardship of the SCM department strives to use the procurement function as one of the many ways the City generates environmental and social value.

Environmental Value – enabling business units to achieve their Green Operation goals, through material spends, while encouraging all vendors to 'green' their operations and value chain in support of environmental stewardship and reduce the impacts of climate change (including aspects of zero waste, zero carbon, better ecosystems).

Social Value – encouraging all vendors to be more equitable, while enabling business units to invest in Indigenous/social/diverse businesses and/or their equitable operations that advance outcomes of inclusion, diversity, reconciliation, and well-being. Also, increasing economic opportunities with a diversified Supply Chain using social/diverse businesses that improve economic independence and capacities, advance economic participation and development of equity-seeking employees (including social and ethical procurement, living wage, etc.)

a. Social Value Procurement Framework

With endorsement from Council and the City Leadership Team in early 2019, the Social Value Procurement Framework was launched on June 1, 2019. The initial focus of the program implementation included signaling to the marketplace the City's objective to diversify its supply chain, while getting to know our suppliers better and creating a repository of information, which allow us to identify vendors that are social and/or diverse businesses. By expanding supplier diversity to include equitable operations and sub-contractors, there will be increased

opportunities, participation and benefit of social and/or diverse businesses (recognized certification and/or majority owned or controlled by equity-seeking populations represented by, but not limited to, Indigenous Peoples, Black and People of Color (IBPOC), Non-profit/Charity, People with Disabilities, &/ 2SLGBTQ+).

The Sustainable Procurement efforts during 2021 and results are noted in the summary on the following page:

Summary of Sustainable Procurement 2021 Accomplishments

Social	2021 ACTION / ACCOMPLISHMENTS
<p>Supplier Diversity Contract Awards 2021</p> <p>Target: by 2023, award 50% of contracts in value (\$) and in number (#) <i>on identified service categories</i> to Social/Diverse businesses</p>	<ul style="list-style-type: none"> • The Social Value Procurement Framework was formally launched in June 1, 2019. • Full operationalization of the program is expected to take at least three years with ongoing assessment of procurement opportunities for sustainability and best value. • Tracking and evaluation of supplier diversity and employee equity has continued to expand as the program progresses. <p>(see chart A6 on the appendix for detail on social/diverse contracts awarded in 2021).</p> <ul style="list-style-type: none"> • 2021 Highlights: <ul style="list-style-type: none"> ○ 313 (45.7%) contracts awarded to social/diverse businesses (based on ownership/ control/ certification or employee equity). <ul style="list-style-type: none"> ▪ 102 contracts (15%) more than 2020. ○ Value of the contracts awarded to social/diverse businesses at approximately \$51M (48%). <ul style="list-style-type: none"> ▪ Up slightly from \$50M in 2020. ○ Over 130 procurements included social/environmental sustainability questions. • Since the start of the program in 2019 the City has awarded 912 contracts to social/diverse businesses (39.8% of all awarded contracts) representing a value of approximately \$194 M (36.9% of the value of all awarded contracts).

Social	2021 ACTION / ACCOMPLISHMENTS
Supplier Diversity Breakdown 2021	<p>Out of the 313 contracts awarded to social/diverse businesses in 2021, the supplier diversity breakdown is as follows:</p> <ul style="list-style-type: none"> • IBPOC: 52 contracts valued at \$11M • Gender Diverse: 55 contracts valued at \$6M • Social (Non-Profit, Coops, BCorp): 87 contracts valued at \$14M • Equitable employment and/or leadership: 113 contracts valued at \$18M <p>Beyond the contracts and vendors above, more than 40 vendors have programs or policies to support supplier diversity / social procurement within their own operations. An additional 18 contracts (~3%) included 50+ small/social/diverse sub-contracts, generating benefits downstream in the supply chain valued at \$10M (~4%).</p> <p>With vendors identified as social/diverse businesses (ownership/control/certification) and those with equitable operations/demographics, it is estimated that more than \$84M has been contributed to a more economically inclusive community from the City's procurement activities.</p> <p>Of that, over \$15M went to both IBPOC businesses and gender diverse businesses, while over \$10M was spent with non-profits and their owned businesses (Social Enterprise). Non-profit businesses offer different types of services including expertise and employment while advancing inclusion, sustainability and economic independence. Some of note are Vantage Point, PCRS, Watari Research Association, DreamRider, ATIRA, MP Enterprises, EMBERS, Potluck Catering, HAVE Cafe and HUB Cycling.</p> <p>An additional \$20M went to our employee benefits provider, Green Shield Canada, which is also a social enterprise with funds supporting community sustainability, health and well-being.</p>

Social	2021 ACTION / ACCOMPLISHMENTS
<p>Living Wage (LW) On May 1, 2017, City of Vancouver became a Living Wage Employer and added living wage clauses to the Procurement Policy for contracted work and staff working for the City.</p>	<p>The 2021/22 re-certification process is underway at the City and will be finalized May 2022. The Living Wage Campaign (certification body) has determined the current total compensation rate to be \$20.52/hr for the Metro Vancouver geographical area. The City continues its commitment that all direct employees of the City are paid at, or above the current living wage rate (salary, plus non-mandatory benefits) as well as contractors and their own subcontractors for projects within the scope of the program.</p> <p>In 2021, over 50 contracts were in-scope within the Living Wage policy. We have continued to see an increase in the number of vendors that have aligned with the City in Living Wage Certified Employers. In 2021, 26 proponents indicated they were certified with an additional 90 proponents stating they compensate staff at/above living wage levels. Being a leader in this area, the City was recognized by the Living Wage Campaign as a key driver in the 50% annual increase of certified living wage employers, now exceeding 350 across the province. The City advanced this important work in 2021 by highlighting and sharing information with other organizations considering LW certification including SFU, and other cities through the province and across Canada.</p>

Environmental	2021 ACTION / ACCOMPLISHMENTS
<p>Leadership</p>	<p><u>Buyers for Climate Action (Federal Government's initiative)</u> - The City initiated collaboration in 2021 with a coalition of large green buyers to accelerate green procurement and supplier disclosure, in areas such as net zero and climate resilient buildings, low carbon construction materials, zero emission fleets, and green information and communications technology (ICT). The City of Vancouver is one of eight Steering Committee members, which represent large governments (Municipal & Provincial) across Canada that have net-zero targets and are actively greening their procurement.</p>

Environmental	2021 ACTION / ACCOMPLISHMENTS
<p>Environmental Considerations & Supporting Green Operations Action Plan 2.0:</p> <p>Zero Carbon Reducing and eliminating the dependence on fossil fuels and minimizing the release of greenhouse gases (GHG)</p> <p>Zero Waste Reducing and Diverting Waste (Facilities, Office related, operational)</p> <p>Healthy Ecosystems “become a world leader in preserving and restoring natural habitats by minimizing pollution, conserving natural resources, and regenerating ecological and local food systems”</p>	<p>In 2021, 77 procurements included environmental disclosure questions for proponents to respond to for supplier operations and/or products/materials to ensure signals to the industry of our priorities and ensure vendors that provide goods or services are aligned with City goals, initiatives and values including, but not limited to:</p> <p>Low/no carbon materials / Circularity / Reduce, Reuse, Recycle</p> <ul style="list-style-type: none"> - LED & Intelligent Controls System - Scrap Metal collection - EV components, chargers and infrastructure - Small equipment - Pipe & fittings - Food Services <p>Healthy Ecosystems</p> <ul style="list-style-type: none"> - Pool Chemicals - Janitorial Supplies - Rainwater studies - De-icing - Trees & Plants <p><u>FMS Initiative: Green Fleet Plan:</u> ongoing vehicles and equipment acquisitions continue to result in emissions reductions and air quality improvements. Of note in 2021:</p> <ul style="list-style-type: none"> • Renewable Resources <ul style="list-style-type: none"> ○ 50% of the fuel used by the City’s fleet this year was either Renewable Diesel (R100), Renewable Natural Gas (RNG) or Electricity ○ 80% (or 2.7 million litres) of our Diesel fuel usage was R100 ○ 66% (or 600k litre equivalent) of our Natural Gas usage was RNG
<p>Supporting Green Operations Action Plan 2.0:</p>	<p><u>IT/Asset Management Initiative:</u> Prioritized corporate purchase, lease, and ownership options that retain transparency in end of life processes, e.g., for IT hardware, cell phones.</p> <ul style="list-style-type: none"> - 2020/21 Hardware and Cellular/mobile procurement included life-cycle, circular economy requirements to ensure decommissioned assets are prioritized to be refurbished/reused for donation in the community before being recycled. <p><u>Food and Beverages:</u> Focus on awarding contracts with vendors with environmental and sustainable operations including the provision of certified (e.g local, ethical, organic, fair-trade) food & beverage products to City & Park locations such as concessions, golf courses, with expectations of continually improving the environmental footprint and monitor / report on certified items.</p>

In 2021, 75% of goods and services contracts awarded (by \$ value) were to companies with based out of Metro Vancouver, while over 96% are located in Canada. A chart with the details of contract awards by vendor location is provided in Appendix A.

The City of Vancouver continues to be a leader in best practices for municipalities and public sector institutions. The City is a founding member of the Canadian Collaboration for Sustainable Procurement (CCSP), a member based network, which shares information and tools to better address green, social and ethical opportunities and risks in their supply chain. Their Annual Report on the State of Public Procurement in Canada, initiated in 2010, highlights the country's latest trends, showcases the popular 'moon chart', which benchmarks members, lists program development updates, and shares success in sustainable procurement. The City of Vancouver consistently ranks as a national sustainability leader. Their latest annual report, which also highlights to City's Social Procurement framework, can found on the following link:

<https://www.reeveconsulting.com/about-ccsp>

CONCLUSION

Throughout 2021, Supply Chain Management has continued to conduct internal process improvements, to adapt to global constraints in supporting City wide operational and capital programs and enable business continuity amid supply chain disruptions as a consequence of the ongoing COVID-19 crisis, climate change events and economic and political challenges that impact the supply of goods and services.

Programs such Sustainable Procurement continue to progress and the City remains a leader in environmental and social initiatives, where procurement and supply chain activities play a strategic role advancing organizational objectives and are well positioned to support Council priorities and assist in accelerating economic recovery, focus on equity and critical social issues, and action on climate change.

Important transformational changes were initiated in 2021 with the purpose to leverage technology, through the implementation of E-Sourcing functionality, to make public procurement processes more efficient. Modernizing the way we interact with vendors in the industry will ensure business continuity and make it easier to collaborate externally with organizations that do business with the City. Implementing these efficiencies will allow eliminating manual internal processes and devoting more time to value-adding activities that ultimately translate to cost savings and financial benefits for the citizens of the City of Vancouver.

* * * * *

APPENDIX A

Chart A1: Awarded Contracts by Final Contract Approval Level

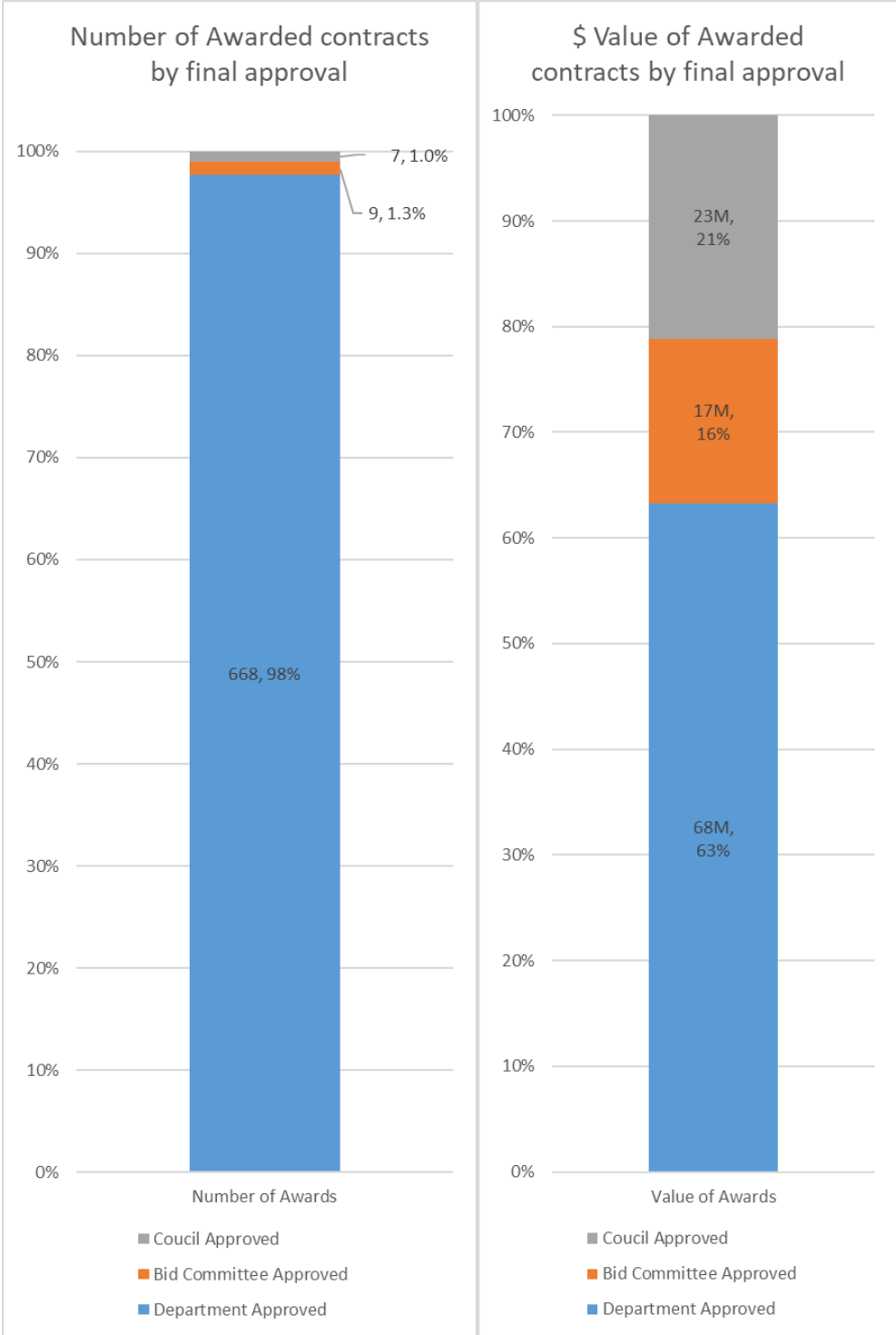


Chart A2: Contract Awards by Department


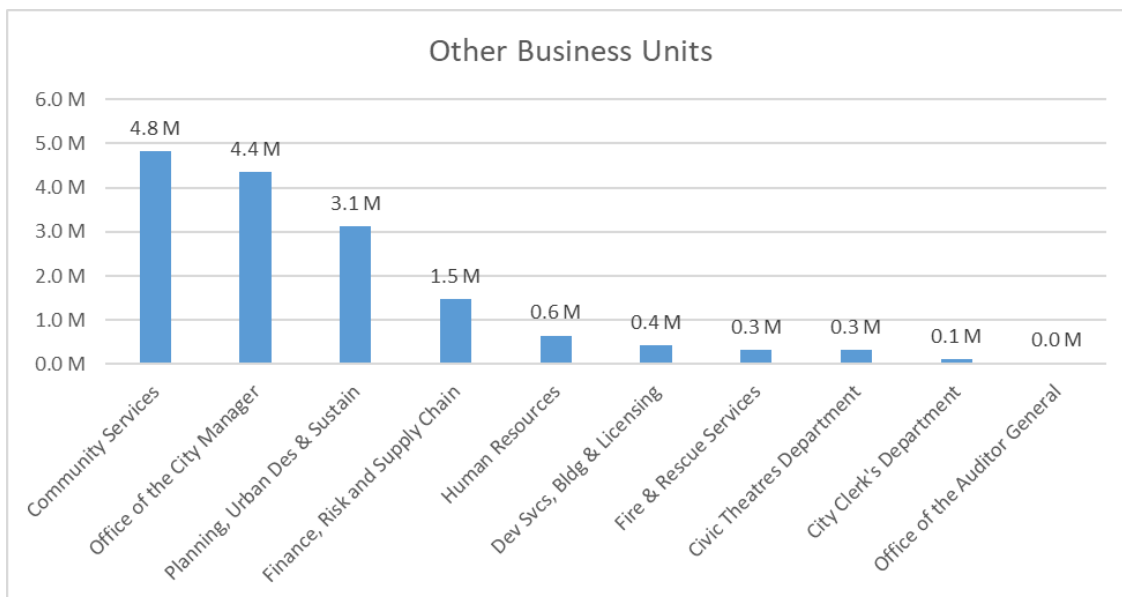
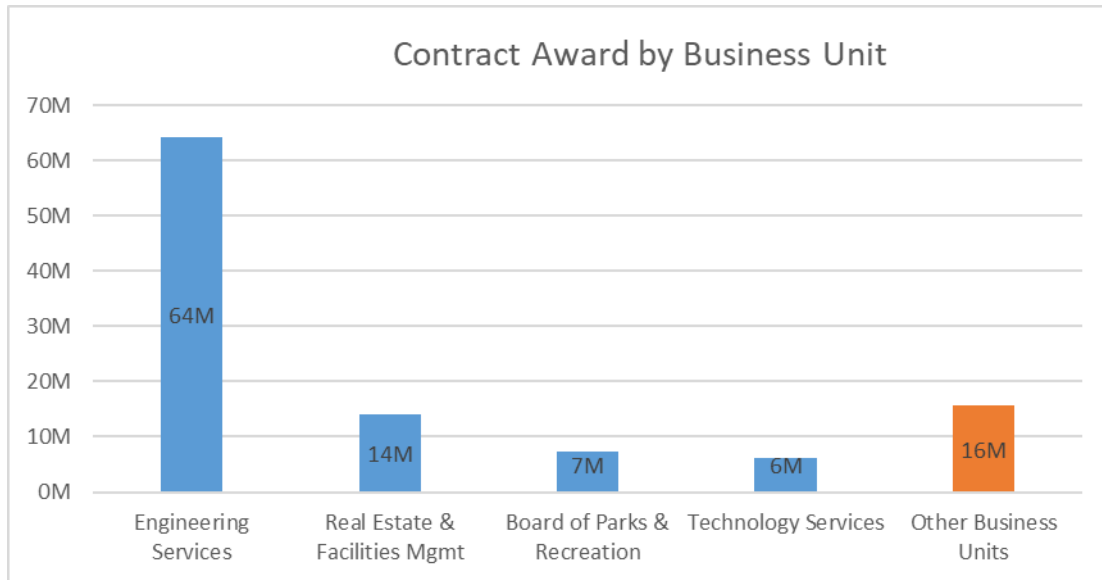


Chart A3: Contract Transactions by Value Range

Value Range	Number of Awards	Percentage by Number	Contract Value in Range	Percentage by Value
Less than \$75,000	471	68.9%	\$ 12,756,832	11.9%
\$75,001 to \$750,000	184	26.9%	\$ 40,606,196	37.8%
\$750,001 to \$2,000,000	18	2.6%	\$ 20,420,761	19.0%
\$2,000,001 or greater	11	1.6%	\$ 33,602,562	31.3%
Total	684	100.0%	\$ 107,386,351	100.0%

Chart A4: Sole Source – Emergency, Urgent or Highly Specialized Contract Awards

Type of Sole Source	Number of Awards	Percentage by Number	Contract Value in Type	Percentage by Value
Notice of Intent to Contract	43	51.81%	\$ 7,898,764	80.74%
Urgent or Highly Specialized	40	48.19%	\$ 1,884,110	19.26%
Total	83	100%	\$ 9,782,874	100%

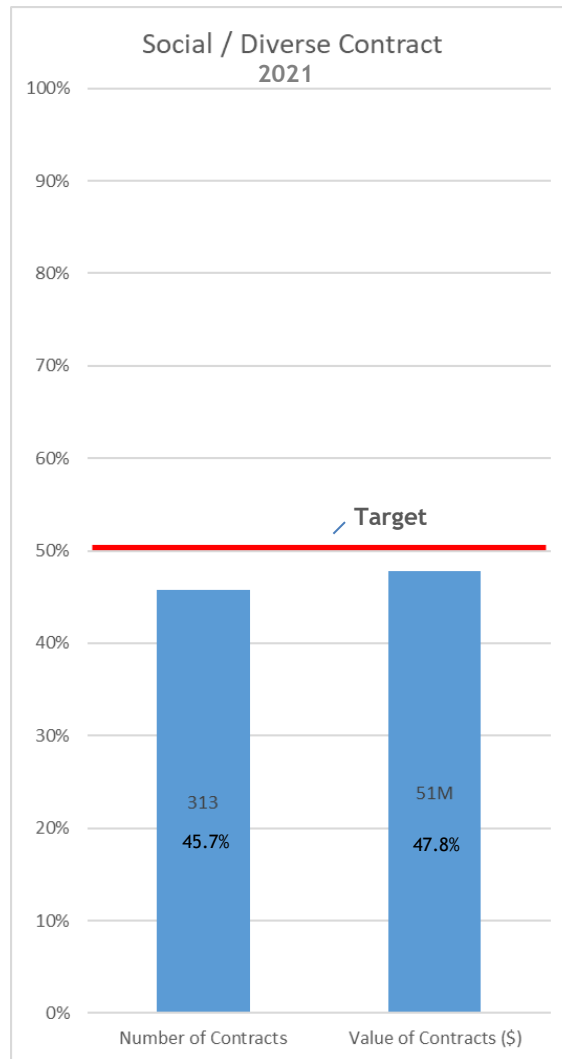
Chart A5: Contract Awards by Vendor Location

Location	Number of Vendors	Percentage by Number	Contract Value	Percentage by Value
Vancouver	223	33%	\$ 21,470,760	20%
Metro Vancouver	293	43%	\$ 59,130,781	55%
British Columbia	24	4%	\$ 2,815,460	3%
Canada	124	18%	\$ 19,213,883	18%
North America	17	2%	\$ 4,681,227	4%
Global	3	0%	\$ 74,240	0%
Total	684		\$ 107,386,350	

Cumulative

Location	Number of Vendors	Percentage by Number	Contract Value	Percentage by Value
Vancouver	223	33%	\$ 21,470,760	20%
Metro Vancouver	516	75%	\$ 80,601,541	75%
British Columbia	540	79%	\$ 83,417,001	78%
Canada	664	97%	\$ 102,630,884	96%
North America	681	99.6%	\$ 107,312,110	99.9%
Global	684	100%	\$ 107,386,350	100%

Chart A6: Social/Diverse Contracts



APPENDIX B

LIST OF AWARDS APPROVED BY COUNCIL 2021

RTS #	Bid # (for publicly posted items)	Project Description (name & brief description of goods/services required)	Awarded Amount (approved by Council)
14127	PS20200011	Excavated Materials Loading and Hauling	\$4,664,790.00
14052	PS20200434	Provision of Sewage and Rainwater Management Plan for Vancouver	\$2,791,387.00
14204	PS20200086	Supply and Delivery of Truck Body Aerial Lifts	\$4,523,109.00
14371	PS20201267	Consultant for Granville Bridge Interim Design and North Loops Configuration	\$2,764,119.00
14399	PS20200606	Processing and Marketing of Scrap Metal	\$2,408,910.00
14406	PS20210042	Construction Services for 2021 Gas System Expansion and Upgrades - Vancouver Landfill	\$2,856,135.00
14369	PS20201493	Contractor for Burrard Pump Station Refurbishment	\$2,743,921.00
14243	PS20180814	Supply and Services of Fleet Tires*	\$2,449,861.00*
13942	PS20200107	Supply and Delivery of LED Luminaires & Intelligent Street Light Controls System*	\$18,570,360.00*
14422	PS20201116	Provision of Parking Meter Equipment for Eng. Services*	\$8,624,140.00*
14676	PS20210158	Provision of Food Services for Evelyne Saller Centre*	\$5,252,538.00*
14632	PS20211263	Coal Harbour School/Housing Phase 2 Construction*	\$67,000,000.00*

* These procurements were not completed in 2021 and will or have already been executed in 2022.