



Business Licence Rationalization (BLR)

Council Presentation
June 28, 2016

1. Background
2. BLR Benefits and Outcomes
 - Categories and financial
3. BLR Impacts
 - Fee impacts
4. Timeline



Ensure compliance with all land use, safety and health regulations.



Maintain safe, fun and respectful communities.



Provide statistical information to business organizations and the public.



2012 Council Motion:

“..review of City regulations and permitting processes with the goal of supporting local businesses through updated regulations, improved speed and greater efficiency of processes.”

Business Licensing by the numbers

Total # of business licences	49,000+
Annual Revenue	\$16.5M
Number of current licence categories	600+
Proposed new categories	88

- Purpose
 - Reduce licence categories.
 - Reduce requirement for multiple licensing.
 - Enable more online usability for licence clients.
- Outcomes
 - Decrease licence categories from 600+ to 88
 - Online applications and file amendments
 - Decrease in multiple licensing
 - Improved data for economic analysis



CONSULTATION/FEEDBACK

External Groups

- * Vancouver Economic Commission
- * Vancouver Board of Trade
- * Business Improvement Associations
- * Trade Contractor Associations
- * Small Business BC

Internal Groups

- * Planning & Development Services
- * Engineering Services
- * Cultural Services
- * Social Policy
- * Sustainability
- * Financial Services
- * Legal Services

BEST PRACTICES

Research

- * North American Industry Classification System (NAICS)
- * Vancouver Board of Trade categories
- * Other municipalities' categories:
 - Burnaby
 - Richmond
 - Surrey
 - Calgary
 - Edmonton
 - Toronto

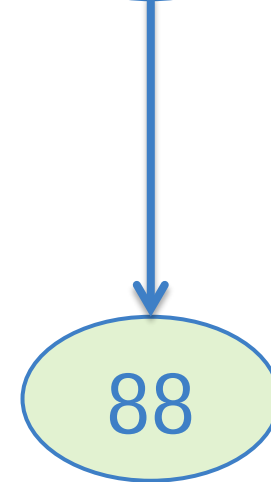


Proposed rationalized licence categories

NAICS Industries	Proposed Main Categories	# of Sub-Categories
Goods-producing Industry	Resources Industry	3
	Construction	2
	Manufacturing	2
Services-producing Industry	Retail Trade	11
	Professional, Scientific and Business Related Services	10
	Arts, Culture and Creative Industries	8
	Other Services	8
	Transportation and Logistics	6
	Dining and Drinking Establishment	4
	Education/Instruction	4
	Recreation	4
	Adult Oriented Services	3
	Health and Beauty	3
	Recycling and Waste Collection/Hauling	3
	Rental Accommodation	3
	Technology	3
	Agriculture	2
	Health Care and Social Assistance	2
	Non-Profit	2
	Repair and Maintenance	2
	Wholesale	2
	Events	1
		88

Current

636



Proposed

Benchmark Comparison

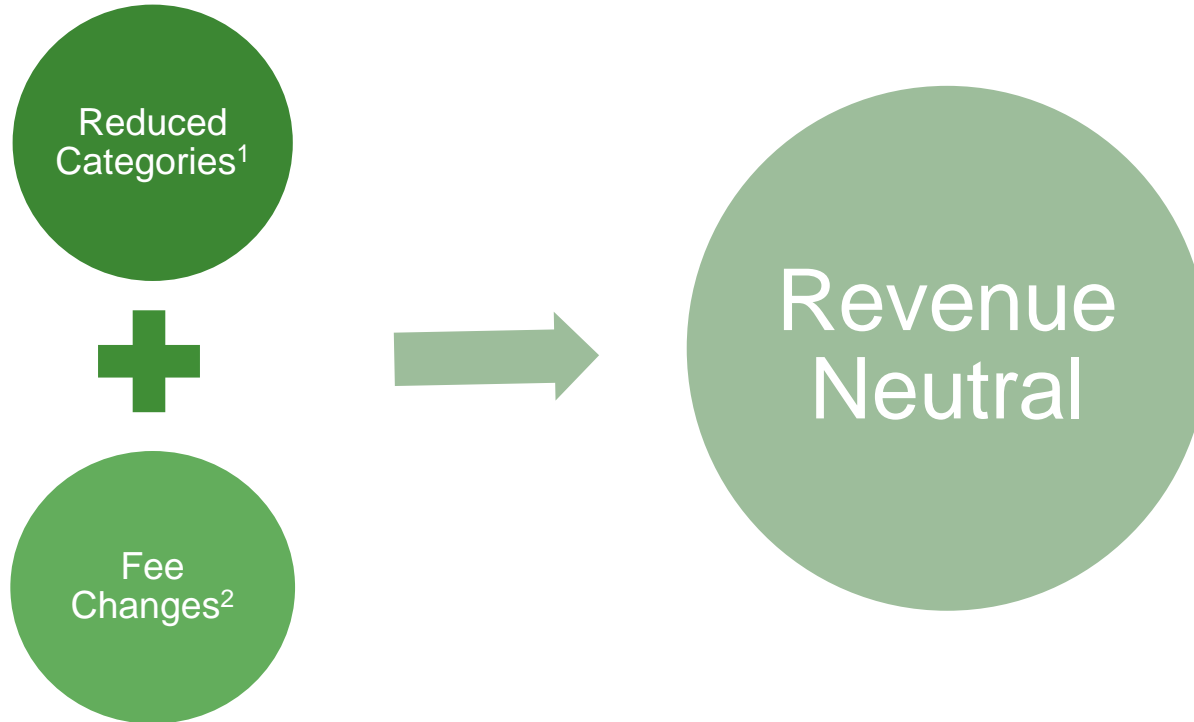
City		Number of categories	Vancouver - Proposed Categories
Lower Mainland	Surrey	213	88
	Burnaby	135	
	Richmond	74*	
Outside	Calgary	68*	
	Toronto	65*	
	Edmonton	55*	

*Vancouver's categories include businesses that are:

- ✓ considered important to retain as categories for economic analysis purposes; and/or
- ✓ not required to be licensed in the other cities; and/or
- ✓ not grouped under an 'Other' or 'General Licence' category.



¹Data management approach retains essential data as licence types or added valued information within the licence types.



²Approach minimizes fee impacts, reduces multi-licensing while maintaining revenue neutrality

Reduction of Multiple Licences

Reduce the requirement for individual business to hold multiple licences for similar activities and set an appropriate fee

NOW

# of Licences	4 Categories	Fee
66	Currency Exchange	\$165
31	Money Sending Service	\$165
42	Cheque Cashing	\$165
9	Money Lending Service	\$165



PROPOSED

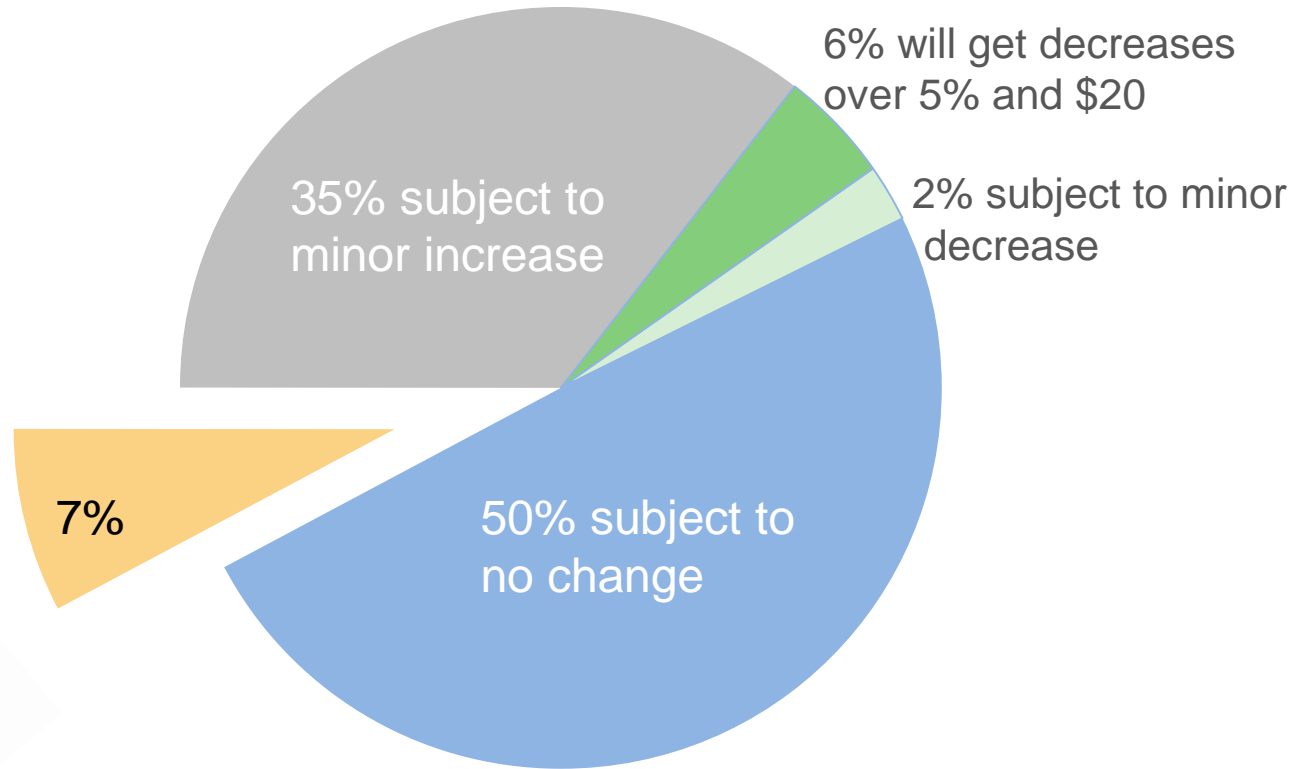
I Category	Fee
Money Services	\$260

Outcome:

- About 30% of current known money services businesses hold multiple(2) licences and will realize a cost savings of \$75 in licence fees.
- Others will be able to expand their business to provide other money services without requiring additional licences.



Impact on Current Licences



...but a small number will get increases over 5% and \$20

Who are they?



7% of clients with a significant increase

Impacted Current Categories	Current Fee	Proposed New Fee*	# of Licences
Trade Contractors	\$136	\$168	2,301
Money Services	\$165	\$258	219
Health Enhancement	\$254	\$313	112
Gas Station	\$204	\$258	78
Waste Hauler	\$274	\$313	69
Adult Retail Store	\$340	\$387	9
Junk Dealer	\$136	\$168	5
Dairy Delivery	\$136	\$168	1
Steam Bath	\$274	\$313	1
Total			2,795

*Proposed new fee includes a 2% inflationary increase



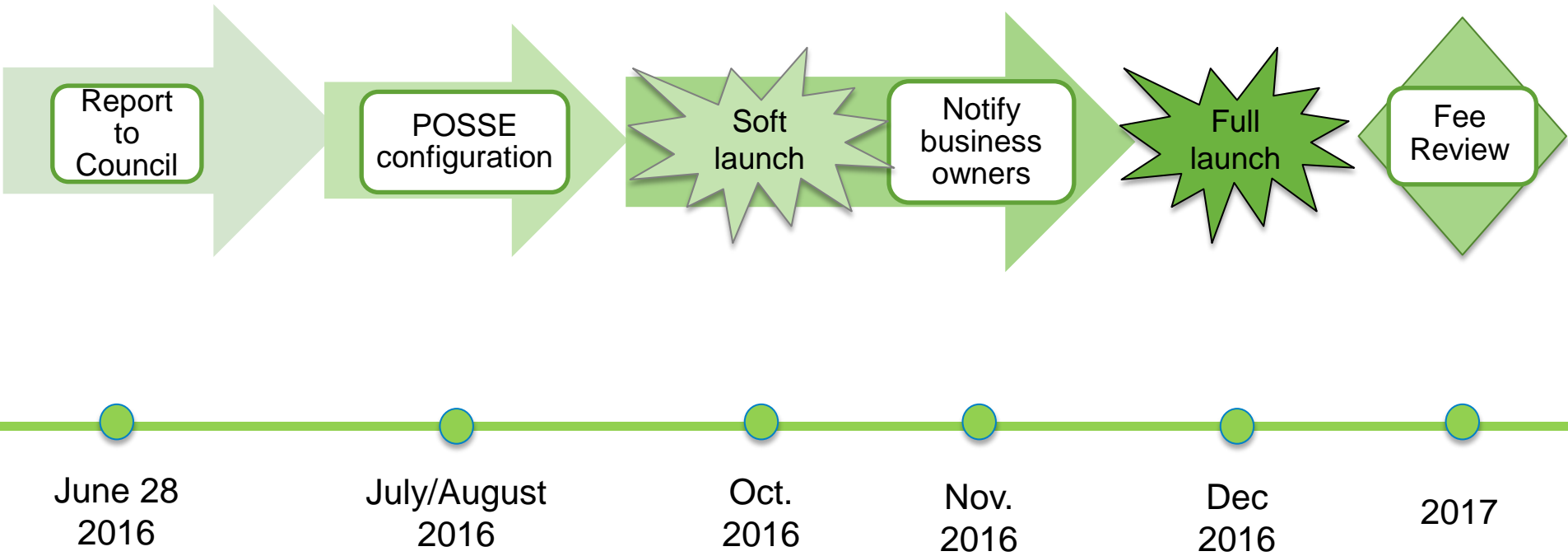
How much are the minor increases?

Impacted Current Categories	Current Fee	Proposed Fee*	Number of Licences
Each Rental Dwelling Unit ¹	\$65	\$69	7,727 ³
Ltd. Service Food Establishment ²	\$493	\$505	1,358
Beauty Salon/Barber	\$250	\$258	484
Wholesale-Food	\$364	\$387	207
Caterer	\$364	\$387	126
Pawnbroker/2nd Hand dealer	\$2,113	\$2,165	22
Concession Stand	\$247	\$258	13
Marina Operator	\$237	\$258	10
Warehouse-Food	\$364	\$387	8
Backyard Parking	\$126	\$139	4
Various Categories		+\$1 - \$4	7733
		Total	17,692

*Proposed new fee includes a 2% inflationary increase



BLR next steps and timeline



Thank You

Questions?