



ADMINISTRATIVE REPORT

Report Date: March 18, 2014
Contact: Brenda Prosen/Mary
Clare Zak
Contact No.: 604.871.6858/6643
RTS No.: 10461
VanRIMS No.: 08-2000-20
Meeting Date: April 2, 2014

TO: Standing Committee on Planning, Transportation and Environment
FROM: General Manager Community Services
SUBJECT: 2014 Community Services and other Social Grants

*RECOMMENDATION **

- A. THAT Council approve 130 Community Services Grants totaling \$5,038,100 and including any recommended Conditions on the grants, as listed in Appendices B-1 to B-4, and 1 Access to Nature Capital Grant totaling \$10,000. Sources of funding are the 2014 Community Services Grants budget and 2014 Capital Budget - Access to Nature.
- B. THAT Council approve 1 grant of \$50,000 for capacity building of non-profit organizations. Source of funding is the 2014 Community Services Grants budget.
- C. THAT Council approve 14 Social Responsibility grants for a total of \$302,000 from the Social Responsibility Fund, as listed in Appendix C. Source of funding is the Edgewater Casino Social Responsibility Reserve.
- D. THAT Council approve 3 Rent Subsidy Grants totaling \$78,356. Source of funding is the 2014 Operating budget for Rent Subsidy Grants.
- E. THAT Council approve 13 Social Policy Small Capital Grants totaling \$117,545, as listed in Appendix D. Source of funding is 2014 Capital Budget.
- F. THAT Council approve 2 Childcare Administration Grants totaling \$355,032, as listed in Appendix E. Source of funding is 2014 Operating budget for Civic Child Care Grants.
- G. THAT Council approve 19 Childcare Reserve Grants totaling \$614,395, as listed in Appendix E. Source of funding is the Childcare Reserve.

*REPORT SUMMARY **

This report recommends 182 grants to non-profit organizations in Vancouver for a total of \$6,565,428 and consolidates five Social Grant streams under one report.

The purpose of this funding is to enable the provision of priority services, build capacity of the non-profit sector, and mitigate conditions that cause vulnerability for marginalized populations throughout the city. Social Grants leverage significant funding from other sources and are an important tool for the City in achieving Council priorities and strategic initiatives as outlined in Table 1.

Social Grants also align with the policy objectives of the Social Grants Program and include:

- Meeting basic needs;
- Building capacity;
- Enhancing belonging;
- Supporting inclusive neighbourhoods.

Table 1: Recommended grants and links to City priorities

Grant Stream	Council Priorities Addressed	Social Grants Policy Objectives Addressed	# of Grants	Total Funding
A) Community Services Grants <ul style="list-style-type: none"> • Direct Social Services • Organizational Capacity Building • Neighbourhood Organization • Sustainable Food Systems • Funding to build capacity in non-profit sector 	Healthy City Strategy Ending Street Homelessness Mental Health & Addictions Task Force Year of Reconciliation DTES Local Area Plan Vancouver Food Strategy Inclusion & Safety	Meeting basic needs Building capacity Enhancing belonging Supporting inclusive neighbourhoods Strengthening the non-profit sector	131	\$5,098,100
B) Neighbourhood Based Grants <ul style="list-style-type: none"> • Social Responsibility Fund 	Healthy City Strategy Social Inclusion & Safety Ending Street Homelessness Year of Reconciliation DTES Local Area Plan Vancouver Food Strategy	Meeting basic needs Building capacity Enhancing belonging Supporting inclusive neighbourhoods Strengthening the non-profit sector	14	\$302,000
C) Rent Subsidy Grants	Healthy City Strategy Inclusion & Safety Ending Street Homelessness Mental Health & Addictions Task Force	Building capacity Strengthening the non-profit sector	3	\$78,356
D) Social Policy Small Capital Grants	Healthy City Strategy Inclusion & Safety Ending Street Homelessness Early Care and	Building capacity Supporting inclusive neighbourhoods	13	\$117,545

Grant Stream	Council Priorities Addressed	Social Grants Policy Objectives Addressed	# of Grants	Total Funding
	Learning DTES Local Area Plan			
E) Childcare Grants <ul style="list-style-type: none"> Childcare Administration Childcare Reserve 	Early Care and Learning	Building capacity	21	\$969,427
TOTAL			182	\$6,565,428

This report also contains, in Appendix A, analyses on how the recommended Community Services Grants support different population groups and an assessment of some emerging trends in 2014.

*COUNCIL AUTHORITY/PREVIOUS DECISIONS **

Community Services (CS) Grants: On March 7, 1978, City Council established the Community Services Grants program. On October 9, 2003, City Council approved revisions to the Community Services Grants program, including three funding streams: Neighbourhood Organizations, Direct Social Service, and Organizational Capacity Building.

Childcare Administration and Reserve Grants: Council established the annual Civic Child Care Grants Program on October 23, 1990, as part of the 1990 Civic Child Care Strategy. In May 1991 Council approved the creation of the Childcare Endowment Reserve (now referred to as the Childcare Reserve) and on December 15, 1994, Council approved the Reserve's terms and conditions, including eligibility criteria.

Rent Subsidy Grants: On June 8, 1993, City Council decided that rent subsidies to social service or cultural organizations, occupying City-owned property held in the Property Endowment Fund, will be funded from the Community Services or Cultural Grants budget, and that these budgets will be adjusted to accommodate any new or renewed subsidies approved by Council.

Social Responsibility Fund (SRF) Grants: On July 20, 2004, as part of the rezoning conditions for the Plaza of Nations, Council accepted a public benefit offering from Edgewater Casino including a donation of \$200,000 annually, towards the Social Responsibility Fund. Council approved funding guidelines in October 2006.

Sustainable Food Systems (SFS) Grants: On April 7, 2009, Council approved the establishment of the Greenest City Neighbourhood grants with allocations of \$100,000/year.

Social Grants Increase: On March 13, 2013, Council approved an increase of \$1 million to the Social Grants budget and on July 24, 2013 Council approved an allocation model for 2014 allotting \$800,000 to program grants and \$200,000 to project grants.

Social Policy Small Capital Grants: On December 18, 2013 Council approved a policy change to the SPC Grant program to include organizations in facilities owned, leased or rented by the City, to allow the City to contribute up to 50% of the grant and to allow up to a maximum of 15% for depreciable assets.

Recommendations A through G above authorize grants and require eight affirmative votes for approval.

*CITY MANAGER'S/GENERAL MANAGER'S COMMENTS **

The General Manager of Community Services RECOMMENDS approval of the foregoing.

REPORT

*Background/Context **

This report combines recommendations for five Social grant streams, provides comprehensive information to Council under one report, and helps streamline administrative work. The purpose of this funding is to provide services in the social sector and build organizational capacity and resilience among populations experiencing vulnerability throughout the city.

Social Grants help to address Council priorities including:

- i. **The Healthy City Strategy** by funding programs that support key goals including *Cultivation Connections, Being and Feeling Safe and Included, Healthy Human Services and A Good Start*;
- ii. **Ending street homelessness** by funding services to address the needs of street populations, providing access to basic services and supporting those at risk of becoming homeless;
- iii. **Social inclusion and safety** by providing funding to neighbourhood based services, and city wide services supporting the integration of new immigrants, services for seniors, women, persons with disabilities, and youth at risk;
- iv. **The Mayor's Task Force on Mental Health and Addictions** by assisting people with mental illness and addictions with peer support and other programs to enhance social connections and crisis prevention;
- v. Supporting the goals of the **Year of Reconciliation** by funding programs for Aboriginal peoples that provide opportunities to build relationships, and investing in learnings that help our understanding of historical and contemporary Aboriginal issues;
- vi. Supporting the recommended policy directions of the **Downtown Eastside Local Area Plan** to improve the quality of life, community security and a sense of belonging and inclusion for residents of the Downtown Eastside;
- vii. Facilitating the achievement of the **Vancouver Food Strategy and the Greenest City 2020** goals and targets through grants supporting coalitions of community organizations, agencies and businesses who work collaboratively to achieve food systems goals;
- viii. Building capacity in the childcare sector to support **Early Care and Learning** by providing funding to help offset the high cost of infant and toddler care in facilities located in high density and emerging neighbourhoods and aid in the creation of new spaces to help in achieving the Council's benchmark of 500 new spaces.

*Strategic Analysis **

This report streamlines five funding streams in one report to improve efficiencies. This approach is in keeping with streamlining granting processes across the City, and ensuring our granting strategy aligns with Council priorities while continuing to leverage funding from other levels of government, foundations and other sources.

Summary of Applications from each of five grant streams:

A) Community Services Grants - \$5,098,100

The Community Services (CS) Grants stream is the largest of Social Policy's Grant streams. The purpose of the CS grants is to provide services and supports to vulnerable populations within 4 categories:

- Neighbourhood Organization (NOG) Grants
- Organizational Capacity Building (OCB) Grants
- Direct Social Service (DSS) Grants
- Sustainable Food Systems (SFS) Grants

Information on the application process, additional funding from the \$1 million increase, and recommendation highlights and capacity building to the non-profit sector follows. (See Appendices B-1 to B-7 for a complete list of all Community Service Grant recommendations)

i) Application process for Community Services Grants

The application deadline was October 18, 2013:
176 grant applications were received and 130 are recommended for funding.

All applications were reviewed by a Social Policy staff team using a range of criteria including:

- Meeting Council priorities;
 - Program feasibility and impact;
 - Organizational capacity;
 - Performance outcomes (if funded in previous year).
- 46 applications either did not meet criteria or were not ranked as highly as others and are not recommended (See Appendix B-6). If a grant is not recommended, staff provide rationale to the applicant and suggest other funding opportunities when applicable.
 - 4 programs are recommended for decreases. Decreases to 2 CS grants are based on reduced grant requests from the organization and two SFS grants are recommended for decreases to create equity among Neighbourhood Food Networks and other grant recipients involved in similar food initiatives across the City.

ii) New funding from the \$1million increase to Social Grants

On March 13, 2013, Council approved an increase of \$1 million to the Social Grants budget and on July 24, 2013, Council approved an allocation model. The model for 2014 calls for the allocation of \$800,000 to core program funding and \$200,000 to Social Innovation Project grants. Of the \$800,000 designated to fund core programs in 2014, this report recommends a total of \$755,000 in Table 2 below (the balance of \$45,000 will come as a recommendation for Woodward's Childcare in a report to Council later this year):

Table 2: Funding increases and new grants from the \$1 million increase to Social Grants

Description of Increases or New Grants	Amount
Maintain increases approved in 2013 to 64 CS grant recipients to continue to address gaps and emerging priorities	\$499,000
New increases to 7 existing programs to address high priority needs & service demands	\$46,166
12 new programs that address priorities including homelessness, mental health and addictions, and sustainable food systems	\$189,834
Increase funding for capacity building in the non-profit sector	\$20,000
TOTAL	\$755,000

As a result of the \$1M increase there have been significant enhancements in funding to a number of Council priorities. Examples of these are highlighted in Table 3 below.

Table 3: Increases in funding to address key Council priorities and service gaps

Council Priority/Service Gap	Percent increase in funding from 2012 to 2014
Mental Health and Addictions	118% ↑
Urban Aboriginal People	80% ↑
Food Systems	80% ↑
Sex Work & Neighbourhood Safety	29% ↑
Neighbourhood Houses	20% ↑

iii) Community Services Grants recommendation summary

The following table summarizes the 2014 Community Services Grants recommendations which include funding to 10 neighbourhood houses, 10 grants to organizations that help build the capacity of the non-profit sector and 97 Direct Social Services grants. Also recommended are 14 grants to support sustainable food systems to enable equitable food access and to build community capacity at the neighbourhood level.

Community Service Grants leverage funding from other sources at a 4:1 ratio (see Appendix A for CS grants in relation to other granting sources)

For a detailed list of all Community Service grant recommendations, conditions and comments as well as a list of recommendations for new grants and increases to existing grants see Appendices B-1 to B-6.

Table 4: Total 2014 recommendations for Community Services grants

Recommendation	Amount
10 Neighbourhood Organization Grants	\$927,824
10 Organizational Capacity Building Grants	\$314,354
97 Direct Social Services Grants	\$3,625,922

14 Sustainable Food Systems Grants (including 1 Access to Nature Capital grant)	\$180,000
1 grant to Vantage Point for capacity building workshops and other supports to assist funded programs with stability, sustainability and key areas of skill building.	\$50,000
TOTAL	\$5,098,100

All applicants have been informed, in writing, of Social Policy's recommendations and in some cases, staff have placed conditions on recommendations subject to Council's final approval.

iv) Capacity building funding to support the non-profit sector

Social Policy sets funding aside each year to build the capacity, stability and sustainability of non-profits by providing learning opportunities for staff and boards on sound fiscal management, governance and executive leadership. In March 2011, Social Policy and Cultural Services piloted a partnership with Vantage Point, a non-profit specializing in developing excellence in organizational governance and leadership, to provide workshops to build the capacity of non-profit staff, and the ability of their organizations to fulfill their mission.

55 organizations attend 120 intensive multi day labs and half day workshops over 18 months. An independent evaluation by the Howe Group determined that the pilot was successful in supporting non-profits and their staff to:

- Build their capacity in strategic planning and organizational transitions;
- Enhance their leadership skills to lead their organizations more effectively;
- Provide guidance with board processes and role clarity with new executive directors;
- Shared learning in a group setting with fellow staff and board members;
- Learn from and network with other organizations in similar situations;
- Affirm good work practices.¹

Based on the success of this pilot it is recommended that the initiative be continued and that an increase to \$50,000 (from \$30,000 in 2013) be approved to continue funding capacity building work through Vantage Point to help support the ongoing stability and strength of the non-profit sector in Vancouver.

B) Neighbourhood Based Grants

Social Responsibility Fund (SRF) Allocations - \$302,000

The Social Responsibility Fund supports projects located within neighbourhoods surrounding the Edgewater Casino, including the DTES/Strathcona, Mount Pleasant, and Downtown.

Through the 2014 Community Services and the Social Innovation Project grants processes, staff identified 14 projects that support food security, low barrier employment, community safety, and align with Council priorities. Each project meets the funding criteria of the Social Responsibility Fund and amounts to a total of \$302,000. The projects are described in Table 5 below.

SRF Grants leverage funding from other sources at a 5:1 ratio.

¹ An Evaluation of the City of Vancouver's Capacity Building Grants Partnership with Vantage Point, Howe Group, August 2013.

Table 5: Total 2014 recommendations for Social Responsibility Fund (SRF) grants (see Appendix C for the Conditions)

Program or organization	Description	Amount
WISH Drop-In Centre Society - MAP Van Project	The Mobile Access Project provides peer led safety and information and referral service to street-based sex workers.	\$50,000
EMBERS (Eastside Movement for Business & Economic Renewal Society)	Program to help people with barriers to make transitions back into the workforce and improve employability.	\$32,000
Metro Vancouver Aboriginal Executive Council	City funding will support an administrative position that will assist MVAEC's executive leadership, and will leverage support from the private sector and senior levels of government.	\$30,000
Vancouver Area Network Drug Users (VANDU) - DTES Street Market	Support the ongoing management of the DTES Street Market.	\$30,000
Mt. Pleasant Neighbourhood House - Aboriginal Community Outreach	Aboriginal Community Developer will identify and implement partnerships and activities that will engage members of Aboriginal communities.	\$20,000
Lu'ma Native Housing - Aboriginal Youth Mentorship	Program for Aboriginal youth aged 16 to 24 to help make successful transitions from foster care into adulthood.	\$20,000
Collingwood Neighbourhood House - Healthy Vancouver for All	Develop a model to build relationships between health care services and early care and learning programs for vulnerable mothers and children who otherwise would not experience the benefits of quality licensed child care.	\$20,000
Strathcona Community Centre Association - Food Coordinator	Strengthen and expand existing food programs.	\$20,000
Pivot Legal Society - Hope in Shadows & Megaphone	Support work with vendors from both organizations to build vendor skills in financial literacy, communication and personal development.	\$20,000
Inner City Safety Society	Build on existing community infrastructure (community, non-profit, business etc) in the DTES and Strathcona to foster place-based safety initiatives.	\$15,000
Artists Legal Outreach - Legal Helpline for Non-profits	Develop a legal support help line for social service non-profits that would assess and address inquiries via e-mail, online chat and telephone and direct them to appropriate legal resources.	\$15,000
Your Local Farmer's Market Society - Food Scraps Drop Spot	Capture and divert food scraps and compostables from residents in high density neighbourhoods by supporting 4 existing stations, and the creation of 2-4 new sites, at weekly farmers markets.	\$10,000
Carnegie Centre - Carnegie Outreach Community Kitchen Program	Program to build capacity in cooking skills for DTES residents and to increase access to fresh nutritious food. Funding will also support the HomeGround Festival	\$10,000
Ray Cam Community Association Parent to Parent Peer Program	Program created by parents in the DTES to strengthen community through building parenting skills and parenting resource networks.	\$10,000
TOTAL		\$302,000

C) Rent Subsidy Grants - \$78,356

Council has a policy of considering rent subsidy grants for non-profit agencies that qualify for a Community Services Grant and lease in a City-owned property held in the Property Endowment Fund. The City charges market rent for these properties and groups may request a subsidy to offset this market rent. Staff recommendations for such grants are based on the criteria and priorities used to assess Community Services grants.

Three organizations are being recommended for rent subsidy grants to assist in the provision of programs or office space.

Table 6: Total 2014 recommendations for Rent Subsidy Grants

Program/organization	Amount
Pacific Community Resource Society (BYRC): 103 - 2780 East Broadway <ul style="list-style-type: none"> One of 4 'hubs' in Vancouver providing services to at risk youth. Effective April 2014, will be co-located with 103 supported housing units at Fraser and East Broadway, of which 30 will be dedicated to youth (16 - 24) 	\$15,806
BC Coalition of People with Disabilities: 204 - 456 West Broadway <ul style="list-style-type: none"> Supports people with all disabilities to live with dignity, independence, and as equal and full participants in the community 	\$53,550
Dugout Drop-in Centre Society: 59 Powell Street <ul style="list-style-type: none"> Provides drop in and low cost/free meals to DTES residents 	\$9,000
TOTAL	\$78,356

D) Social Policy Small Capital Grants - \$117,545

Social Policy Small Capital Grants improve the safety, accessibility and operational needs of non-profit social service and child care organizations. On December 18, 2013, Council approved a policy change to this grant program to include organizations located in facilities owned, leased or rented by the City, to allow the City's contribution to be a maximum of 50% of the grant; and to allow up to a maximum of 15% for depreciable assets. This report recommends 13 projects related to health and safety upgrades, renovations or construction to improve or expand services, and planning or feasibility studies. Twenty-two applications were received and 13 projects are recommended for funding. Nine applications are not recommended. The submissions that are recommended are summarized below (for a more detailed description of each project see Appendix D).

Table 7: Total 2014 recommendations for Social Policy Small Capital Grants

Program/organization	Description	Amount
Mount Pleasant Neighbourhood House - MPNH Preschool & Daycare	Upgrade and renovations to the Preschool and Daycare bathrooms and Daycare kitchen area	\$27,985
Britannia Community Services Centre - Grandview Terrace Child Care Society	Development of a green playground for toddler care (18-36 months of age)	\$25,000
Collingwood Neighbourhood House - Toddler Rooftop Playground	Repair the flooring on the roof top to address urgent safety concerns in a licensed childcare playground.	\$10,500

Program/organization	Description	Amount
YWCA - Leslie Diamond	Removal of old and installation of a new sandbox and playhouse.	\$10,000
Frog Hollow Neighbourhood House - Preschool Renovations	Upgrade/renovation of two Preschool rooms/Kindercare room	\$10,000
VSOCC - Partnership for a Greener Future Phase II	Review and assess condition of 7 playgrounds create concept and build plans	\$7,500
West Side Family Place Society	Replace 13 existing windows with double-glazed windows	\$6,870
St Michael's Daycare	Replace and repair deteriorating outside playground structures	\$4,000
Vancouver Chinese Pentecostal Benevolent Society - Sunshine Corner	Replace the existing carpet with commercial rated vinyl plank flooring	\$3,850
First United Church Community Ministry Society	Improvements in the kitchen area	\$3,596
Downtown Eastside Women's Center	Renovation and improvements to the kitchen	\$3,444
Britannia Community Services Centre - Britannia Preschool & Out of School Programmes	Improvements in the playground area	\$3,000
Atira Women's Resource Society	Split one large office into two smaller offices	\$1,800
TOTAL		\$117,545

E) Childcare Grants - \$969,427

i) Childcare Administration Grants - \$355,032

Staff recommend two annual operating grants to Westcoast Child Care Resource Centre and the Vancouver Society of Children's Centres (VSOCC). These organizations are unique compared to other service providers: VSOCC was created by the City to operate and steward City-owned childcare amenities in the downtown core, and is the preferred operator of new downtown childcare developments. Westcoast is an umbrella organization that provides training and resources to child care staff as well as parent information and referral available to child care.

Childcare Administration Grants leverage funding from other sources at a 3.5:1 ratio.

Table 8: Total 2014 recommendations for Child Care Administration grants

Program/organization	Description	Amount
Westcoast Child Care Resource Centre	Supports City-wide early learning and care, information, training and referral services	\$237,944

Vancouver Society of Children's Centres (VSOCC)	Supports administration and management of City-owned childcare facilities in high density developments in the downtown core	\$117,088
Total		\$355,032

ii) Childcare Reserve Grants - \$614,395

The Childcare Reserve was set up in 1991 to provide funding to help offset the high cost of infant and toddler care in facilities located in high density and/or new and emerging neighbourhoods.

On December 13, 2011, Council passed a motion renewing its commitment to increasing the number of child care spaces, setting a target of 500 new child care spaces over the next three years. Childcare Reserve Grants aid in the creation of new spaces as well as supporting the sustainability of Infant/Toddler spaces, which are limited in number, have the highest demand and require the most resources to operate due to higher child-to-teacher ratios for very young children.

In December 2012, Council passed a resolution to allocate an additional \$5 million to the Childcare Reserve to increase the long term viability of the Reserve and the increased demands resulting from new spaces and facilities.

Two Types of Childcare Reserve Grants

Operating Start Up Grant - Start Up funding is provided up to \$2,000 per space and is pro-rated over 24 months. This grant supports the soft costs associated with opening a new facility, including project management during the construction phase, costs associated with hiring and training staff, developing policies and procedures, and gradual enrolment.

Infant/Toddler Grant - The Infant/Toddler grant offsets the higher cost of staff-to-child ratios required for very young children. Funding is provided for up to \$1,650 per space on an annual basis. The Vancouver Society of Children's Centres (VSOCC) operates a total of 755 spaces, including the largest number of infant/toddler spaces in Vancouver. VSOCC has 192 infant/toddler spaces to be funded through this grant.

Table 9: Total 2014 recommendations for Start Up Grants (see Appendix E for full outline)

Program/organization	# of Spaces	Amount
VSOCC - 1751 Manitoba	69	\$69,000
YMCA - Woodward's Children's Centre	37	\$7,000
TOTAL	106	\$76,000

Table 10: Total 2014 recommendations for Infant/Toddler Grants (see Appendix E for full outline)

Program/organization	# of Infant/Toddler spaces	Amount
YWCA - Leslie Diamond	24	\$39,600

Program/organization	# of Infant/ Toddler spaces	Amount
YMCA - Woodward's Children's Centre	12	\$19,800
VSOCC - 11 childcare centres	192	\$316,800
Mount Pleasant Community Centre Association - Three Corners	24	\$63,195
Collingwood Neighbourhood House - 2 childcare centres	36	\$59,400
Developmental Disabilities Association - Creekside	24	\$39,600
TOTAL	312	\$538,395

Implications/Related Issues/Risk (if applicable)

*Financial **

i) **Community Services Grants**

The 2014 budget for the Community Services (CS) Grants approved by Council December 17, 2013 is \$4,222,900 (Note in Table 11 below this amount has been divided into \$4,192,900 for Community Services Grants and \$30,000 for Capacity Building Funding).

In addition to this base amount of \$4,222,900, the total CS Grants budget has been increased to \$5,088,100 through the following additions:

Table 11: Total 2014 Budget for Community Services Grants

Budget Description	2014 Budgeted Amount	Portion of \$1M Applied to Annual CS Budget in 2014	Carried Forward from 2013	TOTAL
2014 Community Services Grants (not including capacity building funding)	\$4,192,900			\$5,038,100 Recommendation A
Unallocated amount from 2013 CS budget due to the closure of the Adult Learning Disabilities Association (ALDA) and was carried forward into 2014			\$10,200	
Increase from additional \$1M allocated to CS grant recipients in 2013 and continued in 2014		\$465,000		
Addition for 2014 from \$1M to CS grants		\$200,000		
Sustainable Food Systems (SFS) Grants (formerly Greenest City Neighbourhood Grants)	\$100,000			
Addition for 2014 from \$1M to SFS Grant stream		\$70,000		

Vantage Point - Capacity building funding for non-profits	\$30,000			\$50,000
Addition for 2014 from \$1M to capacity building funding to Vantage Point		\$20,000		Recommendation B
TOTAL	\$4,322,900	\$755,000	\$10,200	\$5,088,100*

*does not include \$10,000 Access to Nature Grant - see below

The Community Services Grants recommended in this report total \$5,088,100 leaving no remaining balance.

ii) Access to Nature Capital Fund

This report recommends one grant to be funded from the Access to Nature Capital Fund totalling \$10,000. As of February 6, 2014, the unallocated balance in the Access to Nature Capital Fund is \$145,755. Upon the recommended allocation in this report, there will be \$135,755 remaining unallocated in the Access to Nature Capital Fund.

iii) Social Responsibility Fund (SRF)

This report recommends 14 grants to be funded from the SRF totalling \$302,000. As of February 6, 2014, the unallocated balance in the Edgewater Social Responsibility Reserve was \$304,365. Upon the recommended allocation in this report, there will be \$2,365 remaining unallocated in the Edgewater Social Responsibility Reserve.

iv) Rent Subsidy

This report recommends 3 grants to be funded from the 2014 Rent Subsidy Grants Budget totalling \$78,356. The 2013 Rent subsidy budget for 2014 is \$95,600. Upon the recommended allocation in this report, there will be a balance of \$17,244 in the 2014 Rent Subsidy Grants Budget.

v) Social Policy Small Capital Grants

This report recommends 13 grants to be funded from the 2014 Capital Grants for Social Service and Child Care Facilities Budget totalling \$117,545. The 2014 Capital Grants for Social Service and Child Care Facilities Budget is \$170,662. Upon the recommended allocation in this report, there will be a balance of \$53,117 in the 2014 Capital Grants for Social Service and Child Care Facilities Budget.

vi) Childcare Administration

This report recommends 2 grants to be funded from the 2014 Civic Child Care Grants Budget totalling \$355,032. The 2014 Civic Child Care Grants Budget is \$1,200,200. Upon the recommended allocation in this report, there will be a balance of \$845,168 in the 2014 Civic Child Care Grants Budget.

vii) Childcare Reserve Grants

This report recommends 19 grants to be funded from the Childcare Reserve totalling \$614,395. As of February 6, 2014, the unallocated balance in the Childcare Reserve was

\$16,422,942. Upon the recommended allocation in this report, there will be \$15,808,547 remaining unallocated in the Childcare Reserve.

CONCLUSION *

All the grants outlined in this report provide an important contribution to the delivery and sustainability of social services in Vancouver, to a wide range of population groups serving marginalized and at-risk citizens. The grants also support City livability and social development objectives and thus contribute to our city's overall urban health.

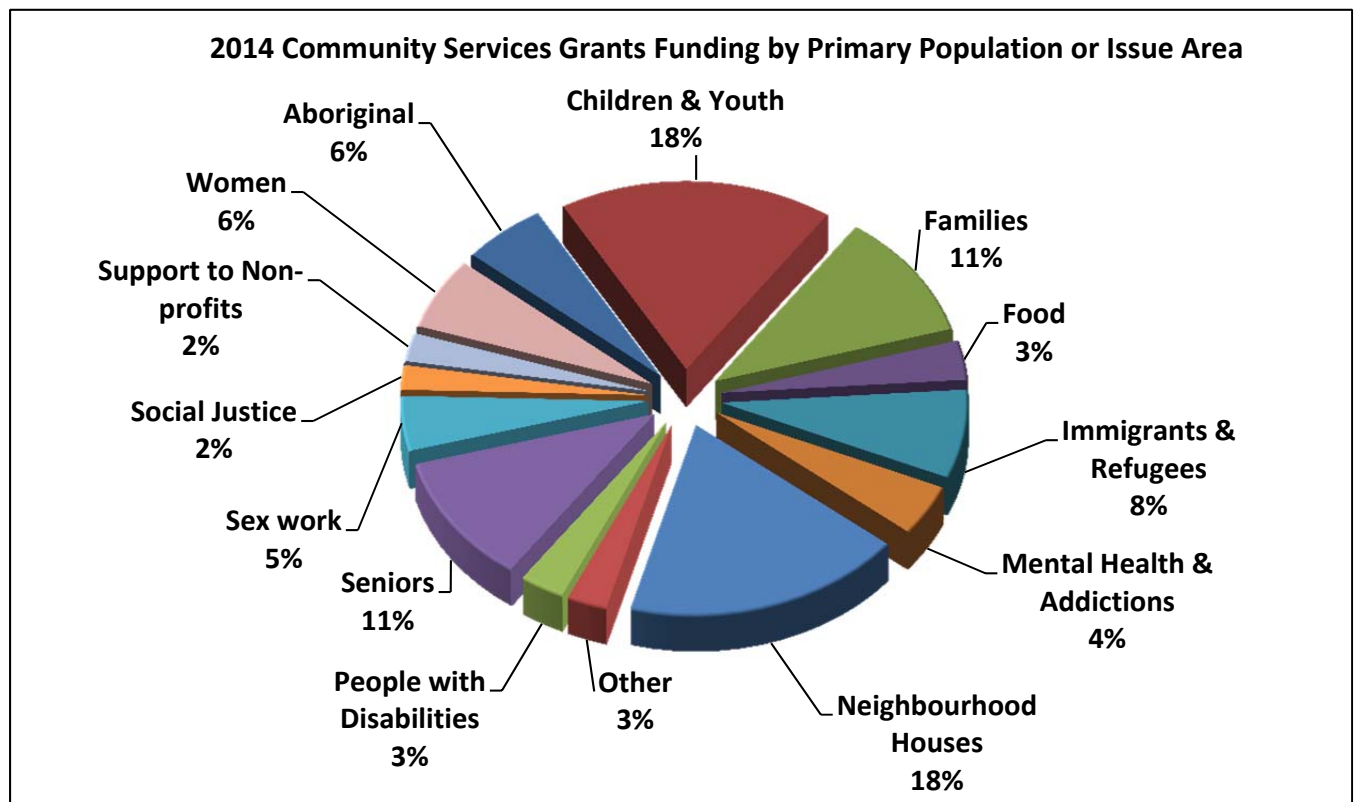
* * * * *

Primary Population/Issue Areas Supported by Funding Recommended in this Report

The City’s Social grants are a tool to support work being undertaken by non-profit groups addressing a range of key policy areas impacting Council priorities, including:

- Healthy City Strategy
- Social Inclusion & Safety
- Ending Street Homelessness
- Mental Health & Addictions Task Force
- DTES Local Area Plan
- Vancouver Food Strategy
- Greenest City 2020

Grants recommended in this report support a wide range of population groups and issue areas. The chart below reflects the *primary* populations served or issue area by each program.



Community Service Grants - Recommended Allocations by Population or Issue Area (total allocations for 2014 - note: there are 5 grants identified as “other” in the chart above that do not fall into any of the categories and are not accounted for below - these grants are identified in Appendix B-7):

- **Children, Youth and Families (36 grants totalling \$1,455,042)**

With children and youth (0 to 24) representing 2% of Vancouver's population (BC Stats 2011), the support of a continuum of services and programs for children, youth and families is strongly supported by City policy and priorities. City funding in the area of children and families is targeted at programs that provide support for early and middle years development for those most at risk of falling behind and at providing and coordinating child care for working families. A similar early intervention and prevention approach is taken with programs supporting youth at risk.

- **Neighbourhood Services (10 grants totalling \$927,824)**

The city is committed to supporting strong, vibrant communities through the support provided to 10 neighbourhood houses located throughout the city. Neighbourhood houses are volunteer driven organizations that respond to the needs and aspirations of its local community members by providing services, programs, special events, facilities and information to meet the changing needs of diverse populations. They are a place where people of all ages and backgrounds can come together to address their personal, social and community development needs.

- **Seniors (16 grants totalling \$551,600)**

12,500 seniors currently residing in Vancouver (15%) are living below the poverty line and in the next 20 years the number of seniors living in Vancouver is expected to double. Seniors from a visible minority also make up 26% of the total seniors population in Vancouver. The effects of low income, isolation and cultural barriers are compounded by issues of the high cost of living in Vancouver and the absence of any provincial funding support for community based seniors' programs. City funding is targeted at programs working with vulnerable seniors that enhance cultural inclusion, focus on peer support and ensure access to basic services and supports.

- **Immigrants and Refugees (8 grants totalling \$382,576)**

Immigrants, particularly recent immigrants and refugees, are presented with a variety of challenges to adapt and integrate into the city's everyday life. Community Services grants provide support to 8 programs focussed on providing services to isolated immigrant seniors, at-risk immigrant youth, immigrant women preparing for employment, and other locally identified needs.

- **Women (7 grants totalling \$309,184)**

Support for programs and activities related to women's issues has been a priority for the Community Services Grants ever since their inception more than 30 years ago. The City works actively to promote the safety and inclusion exclusion of women and girls.

- **Promote Safety for Sex Workers and for Communities Impacted by Sex Work (6 grants totalling \$235,896)**

One of the most vulnerable populations in Vancouver involves those engaged in sex work and in particular those involved in survival sex work. Often victims of abuse, violence, and poverty, they require specific levels of support. Further, neighbourhoods and residents in Vancouver may also be impacted. The Community Services grants include services for health and safety for both women and men, particularly those involved in survival sex work. Funding is also recommended to support the prevention of youth sexual exploitation and exiting supports for those choosing to leave sex work.

- **People with Disabilities (6 grants totalling \$147,802)**

While Vancouver has made significant strides in making the city an inclusive place to live for people with physical and developmental disabilities, there continues to be considerable work required to ensure that those with disabilities are able to live with dignity, independence and as equal and full participants in society. City funding in this area supports programs that work directly with people to build their capacity for skill development and access to services and supports.

- **Equitable Access to Justice (3 grants totalling \$105,236)**

Fair and equitable access to justice goes well beyond the significant cuts to legal aid in the province over the past few years. Access to justice begins with ensuring that the most vulnerable in our city have the information, support and guidance to navigate through and beyond the justice system. Grants from the City go toward supporting programs that link those who are most marginalized to the resources they need to facilitate this process.

- **Support to Non-profits (5 grants totaling \$122,608)**

Funding supports programs that build the capacity of other non-profits to fulfill their mission. These supports range from providing workshops and in-depth training in board governance and executive leadership to the provision of IT and computer systems supports.

- **Food Systems (14 grants totalling \$180,000)**

Funding supports organizations who build coalitions of community members and organizations, agencies or businesses to work collaboratively to achieve food systems goals. Successful organizations use food as a tool to promote inclusion, participation, celebration, skill-building and community capacity, including programs such as community gardening, multicultural cooking clubs, and seniors cooking classes.

- **Urban Aboriginal People (7 grants totalling \$278,578)**

Urban Aboriginal people are among the most significant group to experience marginalization on many different levels of civic life. Aboriginal people have a significantly lower quality of life than non-Aboriginals. While representing 2% of the overall population in Vancouver, Aboriginal people account for an estimated 32% of people experiencing homelessness (CoV Social Indicators & Trends 2009). With 60% of the Aboriginal population under the age of 24, City grants for this sector are largely focused on building the capacity and strength of Aboriginal youth to meet challenges and thrive in their communities.

- **Mental Health & Addictions (7 grants totalling \$219,480)**

With 93% of people experiencing homelessness having a current mental illness and 83% exhibiting a substance abuse disorder² the issue of mental health and addictions is an important one in both the prevention of homelessness and in supporting people to find housing. Funding in this area is targeted toward programs that build social connections and support to avert crisis and that support people at risk of losing their housing as a result of a mental illness or addiction.

Highlights and Emerging Issues for 2014

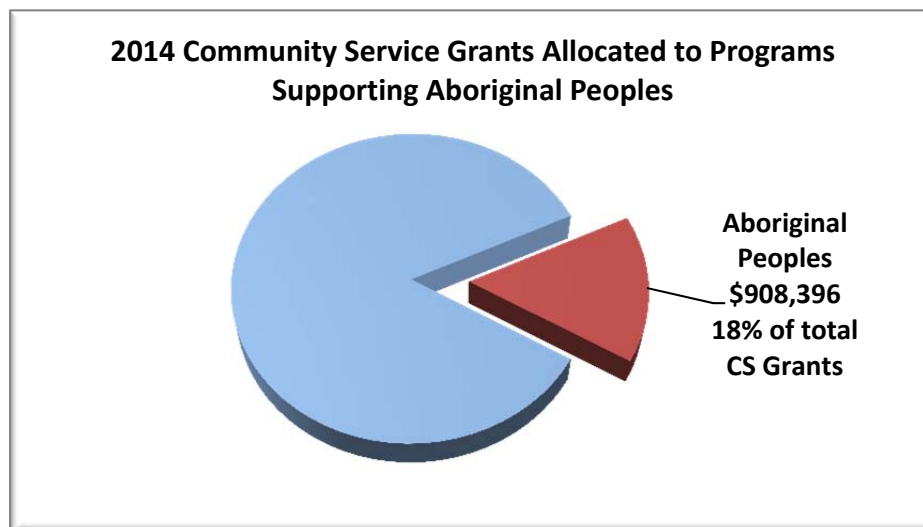
² BC Health of the Homeless Survey Report, 2011

1) Impact of grants for key funding areas

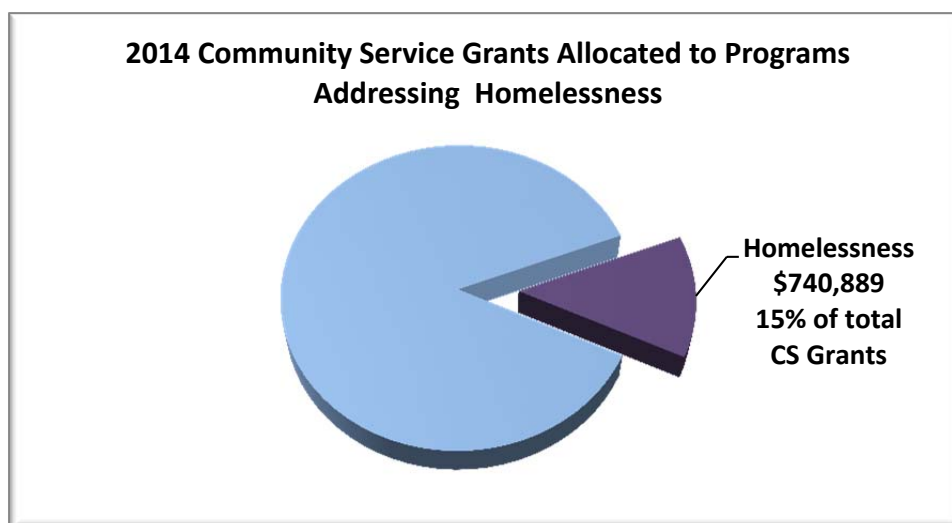
The population and issue areas described in this Appendix are for the *primary* group identified. This means that if the percentages for each group are added together it will equal 100%. Though useful for some purposes, this method underestimates the impact that CS grants have for most groups because most funded programs serve more than one population or issue. For example a program for Aboriginal youth would only be counted once, either as youth or as Aboriginal. Similarly, a significant amount of work done by neighbourhood houses also supports seniors.

To address this the 2014 application for CS grants asked programs to estimate the percentage of the people they served who would identify as being part of each population or issue group. In doing so, staff are able to report more accurately how City grants are impacting various groups across all funded programs.

For example, based on self-reporting by grant applicants, 18% of people served in programs receiving Community Services grants are Aboriginal. This translates into an investment in CS grants of \$908,396, or more than three times \$278,578 allocated to Aboriginal organizations indicated in this Appendix.



This broader assessment similarly allows staff to estimate the impact of CS funding on areas like homelessness that cut across many populations. In 2013, 15% of people served in programs receiving CS grants were experiencing homelessness. This translates into an investment in CS grants of \$740,889.



2) People with Serious Addictions and Mental Illness

In September 2013 the Vancouver Police Department released *Vancouver's Mental Health Crises: An Update Report* which was followed in November by a Ministry of Health report titled *Improving Health Services for Individuals with Severe Addiction and Mental Illness*. These reports underscored the critical need for additional supports for people with serious addictions and mental illness and are strongly supported by the UBC Department of Psychiatry's *Hotel Study* in which researchers found:

- 95% of SRO tenants in the DTES have a substance dependence;
- 74% have a mental illness;
- 70% were receiving inadequate care or no care at all.

The statistics are equally concerning for people experiencing homelessness with the 2011 *BC Health of the Homeless Survey* reporting:

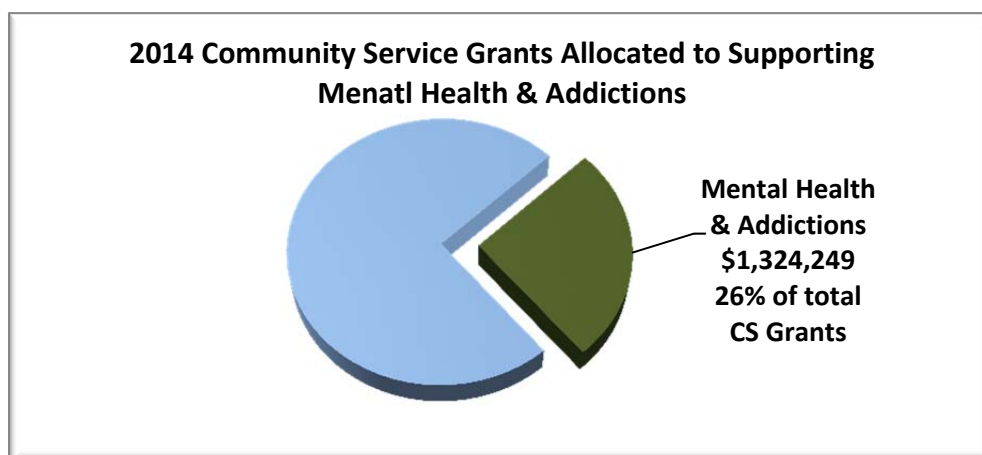
- 93% of people experiencing homelessness having a current mental illness
- 83% exhibiting a substance abuse disorder

The City has responded to a critical need for more supports for people with mental illness and addictions through a Mayor's Task Force that will recommend key actions and metrics to address this crisis.

Social Grants also play an important role in supporting programs for people with mental illness and addictions. The link between social isolation and mental health is clearly established³ and points further to the critical role of early intervention. Social Grants to programs that build social connections and avert crisis in this area have increased by 118% since 2012.

In addition, based on self-reporting by non-profit organizations, 26% of people served in programs receiving Community Services grants have a mental illness or addiction. This translates into an investment in CS grants of \$1,324,249.

³ Kawachi & Berkman, Social Ties and Mental Health, Journal of Urban Health, 2001



3) Loss of funding across the social non-profit sector

As outlined in previous reports to Council, the last several years have seen considerable cuts to programs in the non-profit sector in Vancouver. These funding challenges are further exacerbated by increased demand on services coupled with rising costs that non-profits must address with unchanged or reduced revenues.

In 2014 non-profits in Vancouver will continue to experience funding cuts and uncertainty as other levels of government continue to make policy and funding changes and other funders reduce their funding allocations.

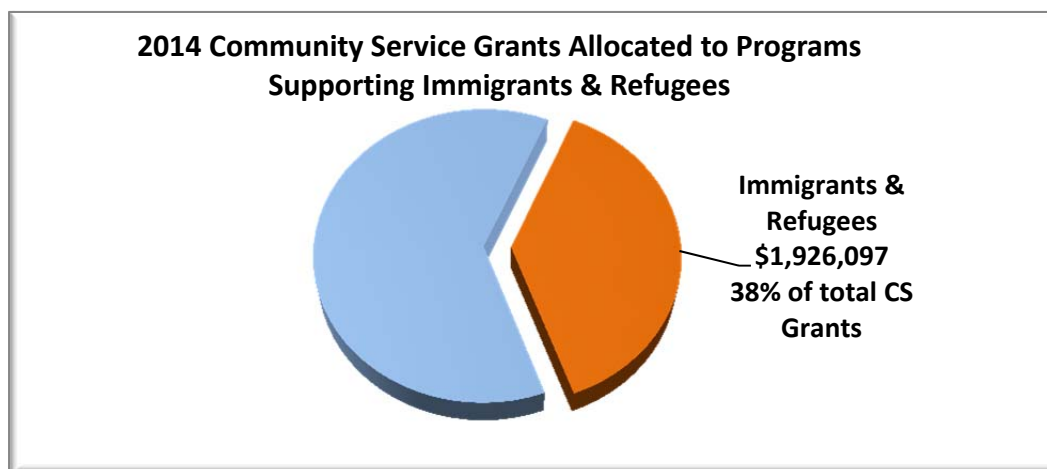
i) Repatriation of Settlement Funding from the Province to the Federal Government

For the past 14 years the Province of BC has administered \$100 million (2013) in settlement services in BC through the Ministry of Jobs, Tourism and Skills Training. On April 1, 2014 the responsibility for administration of the settlement programs will return to the Federal government under the supervision of Citizenship and Immigration Canada (CIC). CIC funds services that help newcomers settle and adapt to life in Canada, including language training, information and referrals, help finding employment that matches newcomers' skills and education, and help integrating into Canadian society.

As a result of this transition, there is a concern among service providers that a significant number of newcomers will no longer be able to receive services by CIC funded programs. Due to significantly tighter admission requirements under CIC the following groups will be explicitly excluded from services: temporary foreign workers (and their families), student permit holders (and their families), refugee claimants (other than Government Assisted Refugees), naturalized Canadians (landed immigrants who become citizens) including Canadian Citizens by birth (children of immigrant parents), and permanent residents that have been in Canada more than 5 years. As of March 3, 2014, the Province has indicated that it is considering some level of funding support to clients who are currently ineligible for service by CIC.

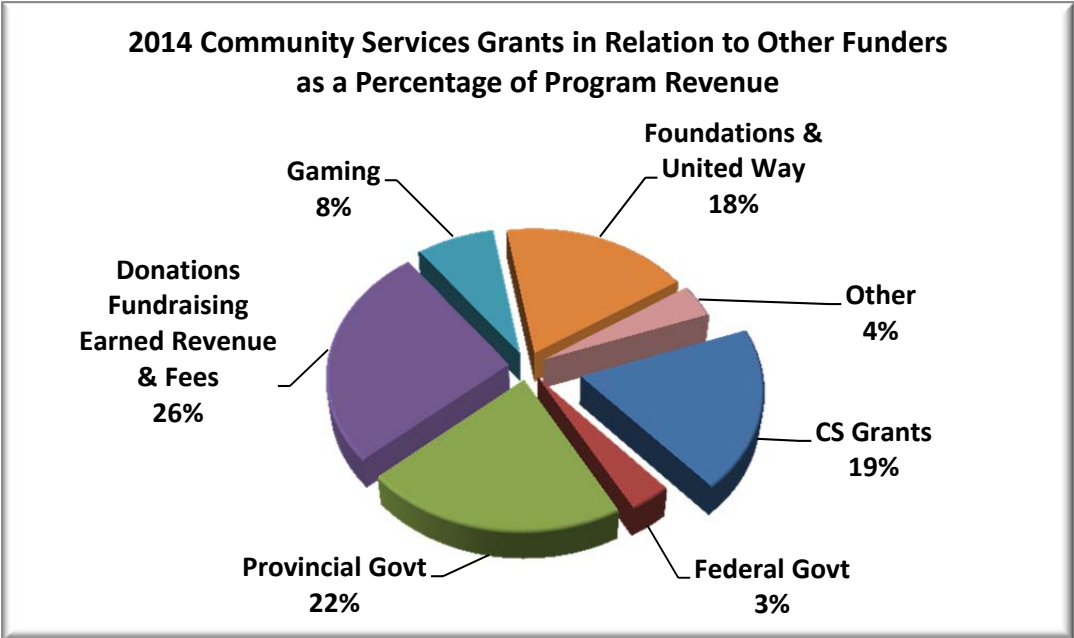
All programs that received Provincial settlement funding in the past must now re-apply to CIC. The total funding envelop for 2014-15 will remain around \$100M. Due to the tightened admission requirements outlined above, a number of previously funded programs will likely not receive renewed support. The final number of organizations that will be funded for settlement services will not be announced until after April 2014.

The City of Vancouver has a long standing commitment to supporting immigrant and refugee serving organizations through the provision of grants and other collaborative initiatives. Based on self-reporting by non-profit organizations, 38% of people served in programs receiving Community Services grants are immigrants or refugees. This translates into an investment of \$1,926,097 into work with immigrants and refugees in Vancouver. Staff will continue to monitor the impact of this change in funding and work with affected programs to identify alternative supports.



ii) **City provides crucial core funding and 4:1 leverage from other funders**

Staff will continue to work in partnership with other funders to build the capacity of organizations to address funding shortfalls. CS grants represent, on average, 19% of revenue for programs. This 19% is usually in the form of core funding that enables the support of key staff positions and leadership and supports programs to function and remain viable in the face of funding constraints from other sources. Building on this core funding, programs are also frequently able to leverage the City's commitment to seek support from a range of other funding sources. This translates into a 4 to 1 ratio with \$4 leveraged for every \$1 invested by the City.



2014 COMMUNITY SERVICES GRANTS
Neighbourhood Organization Grants Recommended

NO.	AGENCY	2014 RECOMMEND	2014 REQUEST	2013 GRANT	CONDITIONS/COMMENTS
28	Cedar Cottage Nbhd House (ANH)	111,366	118,635	111,366	
33	Collingwood Nbhd House Society	113,600	115,873	113,601	
39	Downtown Eastside Nbhd House (DTES NH)	45,700	58,000	45,700	2ND QUARTERLY PAYMENT CONTINGENT ON SUBMISSION OF MOST RECENT FINANCIAL STATEMENTS.
53	Frog Hollow Nbhd House (ANH)	101,032	103,052	101,032	
57	Gordon Nbhd House (ANH)	77,070	78,611	77,070	
78	Kitsilano Nbhd House (ANH)	80,522	88,573	80,521	
82	Kiwassa Nbhd Services Assoc	113,592	115,863	113,591	
91	Little Mountain Nbhd House Soc	88,380	90,137	88,381	
107	Mt. Pleasant Nbhd House (ANH)	82,970	85,000	82,969	
141	South Vancouver Nbhd House (ANH)	113,592	115,000	113,591	
	TOTAL = 10	927,824	968,744	927,822	

2014 COMMUNITY SERVICES GRANTS
Organizational Capacity Building Grants Recommended

NO.	AGENCY	2014 RECOMMEND	2014 REQUEST	2013 GRANT	CONDITIONS/COMMENTS
1	211 British Columbia Services Soc	37,900	37,900	37,900	
15	BC Coalition of People with Disab. - Membership & Outreach Co	37,882	38,639	37,882	
34	Collingwood Nbhd House Society- Living in Community	20,300	30,000	20,300	
49	First Funds Society-Community Voice Mail	20,400	25,000	20,400	
113	Network of Inner City Comm. Services Soc. - S.O.S.	48,220	49,184	48,220	
122	PeerNetBC - Youth Initiative	35,472	50,000	32,472	An increase of \$3,000 recommended to support the on-going development of advanced training to youth and youth workers. SECOND QUARTERLY PAYMENT CONTINGENT ON SUBMISSION OF FINANCIALS WITH BOD SIGNATURES.
127	PovNet Society	10,000	25,000	0	
140	South Vancouver Nbhd House - S. Van Srs' Council	49,872	50,350	49,872	
156	Vancouver Community Network	25,604	26,000	25,604	PAYMENT WILL BE PROVIDED QUARTERLY. FIRST QUARTERLY PAYMENT CONTINGENT ON THE SUBMISSION OF MOST RECENT FINANCIAL STATEMENTS. ALL PAYMENTS CONTINGENT ON A FINANCIAL AND FUNDRAISING PROGRESS REPORT THAT PROVIDES AN UPDATE ON 1) THE SOCIETY'S FINANCIAL POSITION, 2) THE SOCIETY'S FUNDRAISING PLAN, AND 3) HOW TARGETS ARE BEING ACHIEVED.
165	Vantage Point Strategies Society	28,704	29,278	28,704	
	TOTAL = 10	314,354	361,351	301,354	

2014 COMMUNITY SERVICES GRANTS
Direct Social Services Grants Recommended

NO.	AGENCY	2014 RECOMMEND	2014 REQUEST	2013 GRANT	CONDITIONS/COMMENTS
3	411 Seniors Centre Soc - Info and Referral	55,000	55,000	55,000	2ND QUARTERLY PAYMENT CONTINGENT ON SUBMISSION OF A FUNCTIONAL PLAN AND STRATIGIC PLAN.
4	Aboriginal Front Door Society	55,900	55,900	55,900	2ND QUARTERLY PAYMENT CONTINGENT ON RECEIPT OF A FINANCIAL UPDATE REPORT.
5	Aboriginal Mother Centre Society-Community Referral & Outreach	30,000	30,630	30,000	
6	Access Pro Bono Society of British Columbia (APB)	10,200	25,000	10,200	
9	ARA Mental Health Action Research and Advocacy Association of Greater Vancouver	24,000	25,000	24,000	
10	Arts in Action Society - Purple Thistle	15,606	15,600	15,606	SECOND QUARTERLY PAYMENT CONTINGENT ON SUBMISSION OF FINANCIALS WITH BOD SIGNATURES.
12	Aunt Leah's Independent Lifeskills Society - Aunt Leah's Place	34,920	34,920	0	
13	Battered Women's Support Services - Women's Support Group Program	53,712	55,900	53,712	SECOND QUARTERLY PAYMENT CONTINGENT ON SUBMISSION OF THE MOST RECENT FINANCIAL STATEMENTS.
17	BC Seniors Services and Housing Information Society - Vancouver Seniors Outreach Program	32,400	42,535	30,400	2ND QUARTERLY PAYMENT CONTINGENT ON REPORT ON PROGRESS TOWARD STAFFING VANCOUVER OUTREACH 3 DAYS A WEEK.
18	Big Brothers of Greater Van.	39,692	50,000	39,692	
19	Big Sisters of BC Lower Mainland	48,542	70,000	48,542	
20	Boys and Girls Clubs of South Coast BC - Fraserview, Grandview, Kimount & Kivan Clubs	63,672	100,000	63,672	

NO.	AGENCY	2014 RECOMMEND	2014 REQUEST	2013 GRANT	CONDITIONS/COMMENTS
22	Canadian Mental Health Association, Vancouver-Burnaby Branch - Happy Seniors	15,000	25,000	0	NEW GRANT: 3RD QUARTERLY PAYMENT CONTINGENT ON RECEIPT OF AN ACTIVITY REPORT ON COMMUNITY CAPACITY BUILDING TO DEVELOP GENDER SPECIFIC AND MULTILINGUAL PROGRAMS AND SERVICES.
23	Canadian Mental Health Association, Vancouver-Burnaby Branch - Volunteer Program	13,200	13,200	13,200	
24	Canadian National Institute for the Blind, BC-Yukon Division	16,560	16,892	16,560	SECOND QUARTERLY PAYMENT CONTINGENT ON AN ACTIVITY REPORT, OUTLINING RESTRUCTURING OF STAFF ROLES AND THE SUBMISSION OF MOST RECENT FINANCIAL STATEMENTS.
25	Canadian Paraplegic Assoc. (BC) dba Spinal Cord Injury Org BC	47,756	48,000	47,756	
31	Children of the Street Society	15,200	20,000	10,200	
35	Collingwood Nbhhd House Society-SAFE	20,000	20,000	0	
37	Crisis Intervention & Suicide Prevention Ctr of BC - Distress Services	28,928	28,928	28,928	
41	Downtown Eastside Women's Centre - Administration	73,672	95,000	73,672	SECOND QUARTERLY PAYMENT CONTINGENT ON SUBMISSION OF MOST RECENT FINANCIAL STATEMENTS.
42	Downtown Eastside Women's Centre - Chinese Seniors Outreach	51,716	77,574	51,716	SECOND QUARTERLY PAYMENT CONTINGENT ON AN ACTIVITY REPORT, OUTLINING HOW THE POSITION WILL WORK WITH AGENCIES IN THE SURROUNDING AREA.
43	Dugout - Drop-in Society	40,000	42,000	40,000	
44	Eastside Family Place Society	57,372	69,519	57,372	
47	Family Services - Directions - Outreach & After Hours	97,564	98,541	97,565	

NO.	AGENCY	2014 RECOMMEND	2014 REQUEST	2013 GRANT	CONDITIONS/COMMENTS
48	Family Services - Vancouver Counselling Program	20,000	25,000	20,000	
50	First United Church Community Ministry Society - Advocacy Program	25,000	50,000	0	
54	Frog Hollow Neighbourhood House - First Youth in Action	20,000	30,000	0	
56	Frog Hollow Neighbourhood House - Youth Skills	26,788	30,000	26,788	
62	Greater Vancouver Law Students' Legal Advice Soc (GVLSLAS)	44,136	44,136	44,136	
65	Hastings Community Assoc-Family Enrichment Ctr	30,000	33,500	30,000	
67	Helping Spirit Lodge Society	25,000	120,000	0	NEW GRANT 2ND QUARTERLY PAYMENT CONTINGENT ON AN INTERIM PROGRESS REPORT THAT REPORTS ON PROPOSED OUTPUTS FOR 2014.
68	HIM (Health Initiatives for Men) Society - HUSTLE	20,340	20,340	20,340	
69	Immigrant Svcs Soc of BC - MY Circle Program	53,452	54,521	53,452	
70	Inland Refugee Soc. of BC	58,860	58,800	58,860	
72	Japanese Community Volunteer Assoc-Tonari Gumi	20,000	24,000	20,000	
73	Jewish Family Services Agency	16,120	16,764	16,120	
75	Justice Education Soc of BC - Court Information Program for Immigrants	26,602	40,000	26,602	
76	Kettle Friendship Soc. - Drop in Centre	84,976	98,517	74,976	
77	KidSafe Project Society, The	46,000	46,000	46,024	

NO.	AGENCY	2014 RECOMMEND	2014 REQUEST	2013 GRANT	CONDITIONS/COMMENTS
80	Kitsilano Nbhd House-Seniors Links Coordinator	10,200	17,230	10,200	
86	Kiwassa Nbhd Services Assoc-Youth Programs	36,836	37,573	36,836	
87	La Boussole, Centre Communautaire Societe	19,860	19,860	19,860	
89	Learning Disabilities Assoc. of BC, The	25,000	29,000	20,000	2ND QUARTERLY PAYMENT CONTINGENT ON SUBMISSION OF MOST RECENT FINANCIAL STATEMENTS.
90	Leave Out Violence (LOVE) British Columbia	34,114	34,114	36,324	
92	Little Mountain Nbhd House Soc-Early Years Project	21,224	21,648	21,224	
93	Little Mountain Nbhd House Soc-Learning is First (LIFT)	6,120	8,500	6,120	
97	Marpole Oakridge Area Council-Forever Learning	30,000	55,900	30,000	2ND QUARTERLY PAYMENT CONTINGENT ON RECEIPT OF UPDATED INFORMATION ON ORGANIZATION'S FINANCES AND FUNDED PROGRAM ACTIVITIES.
99	Marpole Oakridge Family Place Soc.	42,986	47,285	42,986	2ND QUARTERLY PAYMENT CONTINGENT ON RECEIPT OF UPDATED INFORMATION ON ORGANIZATION'S FINANCES AND FUNDED PROGRAM ACTIVITIES.
102	MOSAIC - Community Development	86,860	95,500	86,860	
103	MOSAIC - Connecting Fathers	14,280	20,000	14,280	3RD QUARTERLY PAYMENT CONTINGENT ON A PROGRAM UPDATE REPORT.
104	MOSAIC - Vietnamese Family Counselling Project	45,112	47,368	45,112	
105	MPA - Motivation, Power & Achievement Society	15,712	15,712	15,712	
106	Mt. Pleasant Family Centre Soc.	67,948	83,848	67,948	2ND QUARTERLY PAYMENT CONTINGENT ON AN ACTIVITY REPORT, OUTLINING LATEST SERVICE /

NO.	AGENCY	2014 RECOMMEND	2014 REQUEST	2013 GRANT	CONDITIONS/COMMENTS
					STAFFING LEVELS AND SUBMISSION OF THE MOST RECENT FINANCIAL STATEMENTS.
109	Mt. Pleasant Neighbourhood House - Family Drop-in	10,612	25,000	10,612	
111	Multicultural Helping House Society	52,742	139,511	52,742	2ND QUARTERLY PAYMENT CONTINGENT ON THE SUBMISSION OF A PROGRAM UPDATE, AN OUTLINE OF ORGANIZATIONAL STAFFING STRUCTURE AND A REPORT ON PROGRESS IN THE HIRING AN EXECUTIVE DIRECTOR.
112	NEC Native Education College (Urban Native Indian Ed)	56,528	56,730	36,528	Funding increase will support the expanded role of the Cultural Coordinator, who will assist with a peer mentoring program for students new to Vancouver and who face barriers to success at NEC. 2ND QUARTERLY PAYMENT CONTINGENT ON SUBMISSION OF A REVISED OMF TO REFLECT THESE ACTIVITIES AND OUTPUTS.
114	Network of Inner City Comm. Services Soc. - Van Roving Leaders	31,012	35,000	31,012	2ND QUARTERLY PAYMENT CONTINGENT ON SUBMISSION OF MOST RECENT FINANCIAL STATEMENTS.
116	PACE - Providing Alternatives, Counselling & Education Soc.	74,956	111,000	74,956	2ND QUARTERLY PAYMENT CONTINGENT ON SUBMISSION OF MOST RECENT FINANCIAL STATEMENTS.
117	Pacific Comm. Res Society - Broadway Youth Res.Ctre	44,520	44,520	44,520	
118	Pacific Comm. Res. Society - Vietnamese Youth	47,756	68,475	47,756	
119	Pacific Immigrant Resources Society (PIRS) - LEAD Program	20,780	20,780	20,780	
120	Pacific Immigrant Resources Society (PIRS) - Outreach Workers	61,378	61,378	61,378	
121	Pacific Post Partum Support Society	17,684	17,700	17,684	2ND QUARTERLY PAYMENT CONTINGENT ON PROGRESS REPORT ON FINANCIAL PLAN FOR THE AGENCY AND A PROGRESS REPORT ON THE

NO.	AGENCY	2014 RECOMMEND	2014 REQUEST	2013 GRANT	CONDITIONS/COMMENTS
					RESTRUCTURED ROLES OF STAFF.
124	PLEA Community Services Society of BC - KidStart	31,396	35,000	31,396	2ND QUARTERLY PAYMENT CONTINGENT ON SUBMISSION OF FINANCIALS WITH BOD SIGNATURES.
128	Qmunity - BC's Queer Resource Centre	30,600	50,000	30,600	2ND QUARTERLY PAYMENT CONTINGENT ON RECEIPT OF UPDATED INFORMATION ON ORGANIZATION'S FINANCES AND FUNDED PROGRAM ACTIVITIES.
129	Qmunity GAB Youth Services	36,760	37,000	36,760	
131	REACH Centre Assoc - Multicultural Family Centre (MFC)	22,978	81,000	0	
133	Red Fox Healthy Living Society- Leadership	39,580	43,538	39,580	PAYMENT WILL BE PROVIDED QUARTERLY. FIRST QUARTERLY PAYMENT CONTINGENT ON THE SUBMISSION OF AN UPDATE ON FINANCIAL POSITION AND PROGRAM PLAN. ALL PAYMENTS CONTINGENT ON A FINANCIAL AND FUNDRAISING UPDATE AND PROGRAM PLAN.
134	Renfrew-Collingwood Seniors' Soc - Wheels to Meals	22,192	22,192	22,192	
136	South Granville Seniors Friendship Centre Soc.	46,144	47,066	46,144	
137	South Granville Seniors Friendship Ctre Soc-Spanish Outreach	21,530	22,000	21,530	
139	South Vancouver Family Place - Vancouver Life Skills Society	59,430	59,430	58,264	
143	SUCCESS - Counselling Service for the Chinese Community	36,820	38,066	36,820	
144	SUCCESS - Seniors QOL Prog.	41,656	42,906	41,656	
145	SUCCESS - Youth At Risk Program	67,200	69,140	67,200	
146	SWAN (Supporting Women's Alternatives Network) Vancouver Soc	20,300	20,700	20,300	

NO.	AGENCY	2014 RECOMMEND	2014 REQUEST	2013 GRANT	CONDITIONS/COMMENTS
147	Tenant Resource & Advisory Centre Society (TRAC)	50,900	50,900	50,900	
148	Tetra Society of North America	10,200	10,400	10,200	
149	Theatre for Living Soc. (Headlines Theatre)	16,814	24,814	16,814	2ND QUARTERLY PAYMENT CONTINGENT ON SUBMISSION OF MOST RECENT FINANCIAL STATEMENTS.
150	Thunderbird Nbhd Assoc. - Family Place	40,800	40,800	40,800	
152	Urban Native Youth Assoc. (UNYA) - Outreach	56,370	56,371	56,371	
155	Vancouver Assoc. for Survivors of Torture (VAST)	24,936	48,000	24,936	2ND QUARTERLY PAYMENT CONTINGENT ON THE SUBMISSION OF A PROGRAM UPDATE AND A FINANCIAL UPDATE.
158	Vancouver Rape Relief & Women's Shelter	33,972	34,651	33,972	2ND QUARTERLY PAYMENT CONTINGENT ON SUBMISSION OF MOST RECENT FINANCIAL STATEMENTS / PLAN.
159	Vancouver Recovery Club	37,664	37,644	37,664	
160	Vancouver Second Mile Soc-DTES Nbhd Helpers	51,254	52,279	51,254	
161	Vancouver Second Mile Soc-DTES Seniors' Centre	37,732	38,497	37,732	
162	Vancouver Second Mile Soc-Dtn. S. Nbhd Helpers	29,816	30,412	29,816	
163	Vancouver Second Mile Soc-Nbhd Helpers Chinese Outreach Proj.	33,972	43,651	33,972	2ND QUARTERLY PAYMENT CONTINGENT ON SUBMISSION OF UPDATE ON FINANCIAL POSITION OF PROGRAM.
166	Warriors Against Violence Society	15,200	15,200	15,200	PAYMENT WILL BE PROVIDED QUARTERLY. FIRST QUARTERLY PAYMENT CONTINGENT ON THE SUBMISSION OF AN UPDATE ON FINANCIAL POSITION AND PROGRAM PLAN. ALL PAYMENTS CONTINGENT ON A FINANCIAL AND FUNDRAISING UPDATE AND

NO.	AGENCY	2014 RECOMMEND	2014 REQUEST	2013 GRANT	CONDITIONS/COMMENTS
					PROGRAM PLAN.
167	Watari Research Assoc. - Comm Youth Outreach	71,788	72,000	71,788	
168	West End Seniors Network	53,712	53,712	53,712	
169	West Side Family Place	39,596	40,388	39,596	
170	Western Institute for the Deaf and Hard of Hearing	10,404	12,000	10,404	2ND QUARTERLY PAYMENT CONTINGENT ON SUBMITTING A FINANCIAL SUSTAINABILITY PLAN.
171	WISH Drop-In Centre Society	80,000	80,000	81,284	
173	Women Against Violence Against Women	42,448	55,000	42,448	2ND QUARTERLY PAYMENT CONTINGENT ON AN ACTIVITY REPORT THAT PROVIDES AN UPDATE ON THE RESTRUCTURED STAFF ROLES AND SUBMISSION OF THE MOST RECENT FINANCIAL STATEMENTS/ FINANCIAL PLAN.
175	YWCA - Crabtree Corner	58,004	59,164	58,004	
176	YWCA - Single Mothers Support Services	21,648	22,080	21,648	
	TOTAL = 97	3,625,922	\$4,366,350	3,423,378	

2014 COMMUNITY SERVICES GRANTS
Sustainable Food Systems Grants Recommended

NO.	AGENCY	2014 RECOMMEND	2014 REQUEST
11	Atira Women's Resource Society	10,000	18,000
21	Britannia Community Services Society-Grandview Woodland Food Connection	16,000	18,000
27	Cedar Cottage Food Network	10,000	10,000
36	Collingwood Neighbourhood House Society-Renfrew Collingwood Food Security Institute	16,000	18,000
40	Downtown Eastside Nbhd House (DTES NH) - Food Coordinator outreach	10,000	18,000
59	Gordon Neighbourhood House (ANH)-Food Security Programmer	10,000	11,929
66	Hastings Community Association-Hastings Sunrise Community Food Network	16,000	26,685
81	Kitsilano Neighbourhood House-Westside Food Collaborative	16,000	20,000
84	Kiwassa Nbhd Services Assoc-Food Program Coordinator	16,000	20,400
94	Little Mountain Nbhd House Soc-LMNH Food Network	8,000	8,012
110	Mt. Pleasant Neighbourhood House - Mt Pleasant Food Network	10,000	20,000
126	Potluck Café Society-DTES Kitchen Tables NFN	16,000	18,000
138	South Van Nbhd House-South Vancouver Neighbourhood Food Network	16,000	18,000
	TOTAL = 13	170,000	225,026
Access to Nature Grant			
	posAbilities - "Can You Dig It" community garden program	10,000	23,925

2014 COMMUNITY SERVICES GRANTS
New Community Services Grants Recommended in Report

Program or organization	CS Grant Stream	Description	Amount
Aunt Leah's Independent Lifeskills Society - Aunt Leah's Place	DSS	Provides outreach and support for youth leaving the foster care system with life-skills, tutoring, pre-employment training and accessing resources and supports to help maintain housing.	\$34,920
Helping Spirit Lodge Society - Housing Resource Navigator	DSS	Provides support to Aboriginal and non-Aboriginal clients by assisting with opportunities for housing at all stages including support with landlord and tenant relations and connections to other resources to help maintain housing.	\$25,000
First United Church of Vancouver - Advocacy Program	DSS	Provides advocacy for low income people primarily in the DTES who need assistance with employment insurance, worker compensation, pension benefits, social assistance, housing issues, obtaining identification and disability benefits.	\$25,000
REACH Centre - Multicultural Family Centre	DSS	Provides members of the immigrant and refugee community the opportunity to network with other community members, gain skills in navigating social service systems, and build peer support groups to alleviate social isolation.	\$22,978
Collingwood Nbhd House Society - SAFE (Sex work Awareness For Everyone)	DSS	Provides a community development program that focuses on organizations working together to address the health & safety of the neighbourhood with respect to sex work including outreach to sex workers 1 evening/wk along Kingsway.	\$20,000
Frog Hollow Nbhd House - First Youth in Action	DSS	Provides Aboriginal youth volunteer, skill building and arts-based community engagement program providing training and peer mentorship on life and social skills, goal setting and employability skills and enhanced self-esteem.	\$20,000

Program or organization	CS Grant Stream	Description	Amount
Kiwassa Neighbourhood Services Association -Food Program Coordinator	SFS	Supports a Food Program Coordinator, to organize and deliver ongoing food programs for vulnerable populations at Kiwassa Neighbourhood House and within the broader community.	\$16,000
Canadian Mental Health Association - Multi-Cultural Mental Health Program - Happy Seniors	DSS	Provides programing to reduce isolation and to create social connections for vulnerable Chinese seniors in Mount Pleasant, Strathcona and Vancouver East.	\$15,000
Atira Women's Resource Society -Community Kitchen/Garden	SFS	Supports a DTES Community Kitchen/Garden program to cover all Atira's food programs under one centralized system and aim to increase access to healthy affordable food for their residents.	\$10,000
PovNet Society - Resources for Advocates	OCB	Provides resources for advocates and community workers in areas such as welfare, housing, mental health and debt. PovNetU provides free online courses for front line workers.	\$10,000
Little Mountain Neighbourhood House Neighbourhood Food Network	SFS	Develop/coordinate the Little Mountain/Riley Park Neighbourhood Food Network as a hub and information network that connects people, places & resources relating to place-based food systems.	\$8,000
Mt. Pleasant Neighbourhood House Neighbourhood Food Network	SFS	Supports a Food Security Coordinator to manage programs including meal provision, backpack program for students, community kitchens and food skills/nutrition workshops.	\$10,000
TOTAL			\$216,898*

*total includes \$189,834 from the \$1M increase and an additional \$27,064 from carry forwards from 2013 and reallocation of funding within the SFS stream.

2014 COMMUNITY SERVICES GRANTS
Recommended Increases to Existing Community Service Grantees

Program or organization	CS Grant Stream	Description and Reason for Increase	Increase	Total Amount
Native Education College (NEC) - Student outreach and support	DSS	Provides support, counselling and outreach for students, their families and the urban Aboriginal community. Funding increase will support the expanded role of the Cultural Coordinator, who will assist with a peer mentoring program for students new to Vancouver and who face barriers to success at NEC.	\$20,000	\$56,528
Kettle Friendship Soc. - Drop In Centre	DSS	Provides a drop in for people with mental illness to facilitate community involvement, offer crisis support and assists with information and referral. Funding increase will support extra staff time to ensure service is available 7 days/week.	\$10,000	\$84,976
Children of the Street Society - Taking Care of Ourselves, Taking Care of Others	DSS	Provides workshops to prevent the sexual exploitation of children and youth by empowering them with the knowledge and tools to keep themselves and their peers safe. Funding increase will support additional workshops for youth at risk in Vancouver.	\$5,000	\$15,200
Learning Disabilities Assoc. of BC	DSS	Provides information and support to families of children with learning disabilities and other learning challenges. Funding increase will enhance the capacity of LDA to grow from 4 to 7 satellite schools.	\$5,000	\$25,000
PeerNetBC - Youth Initiative	OCB	Provides peer support and group facilitation training for youth and youth workers. Funding increase will support an expansion of the number of youth peer facilitators trained.	\$3,000	\$35,472

Program or organization	CS Grant Stream	Description and Reason for Increase	Increase	Total Amount
BC Seniors Services & Housing Information - Homelessness Prevention	DSS	Provide outreach and intervention with seniors at imminent risk of losing housing. Funding increase will ensure outreach to Vancouver is increased to 3 days/week.	\$2,000	\$32,400
South Vancouver Family Place	DSS	Provides support and resources to families with young children in building healthy relationships and community. Funding increase to support expansion of programing to East Fraserlands.	\$1,166	\$59,430
TOTAL			\$46,166	\$309,006

2014 COMMUNITY SERVICES GRANTS
Grants Not Recommended

NO.	AGENCY	GRANT TYPE	2014 RECOMMEND	2014 REQUEST	2013 GRANT	CONDITIONS/COMMENTS
2	3H Craftworks Society	DSS	0	50,000	0	Organization meets eligibility criteria, however, staff do not recommend because funding is limited and other applicants rate higher in regards to meeting City priorities.
7	ALO: Artists' Legal Outreach Education - Nonprofit Charities Legal Outreach	OCB	0	15,000	0	Not recommended. Staff however have identified and recommended funding through the Social Responsibility Fund.
8	Alzheimer Society of BC-Vancouver Resource Centre	DSS	0	40,000	0	Organization meets eligibility criteria, however, staff do not recommend because funding is limited and other applicants rate higher in regards to meeting City priorities.
14	BC Centre for Elder Advocacy and Support-Seniors Abuse Prevention	OCB	0	50,000	0	Organization meets eligibility criteria, however, staff do not recommend because funding is limited and other applicants rate higher in regards to meeting City priorities.
16	BC Pets & Friends	DSS	0	5,000	0	Organization meets eligibility criteria, however, staff do not recommend because funding is limited and other applicants rate higher in regards to meeting City priorities.
26	Canadian Society for Promoting Environmental Conservation - SPEC	SFS	0	15,000	0	Organization meets eligibility criteria, however, staff do not recommend because funding is limited and other applicants rate higher in regards to meeting City priorities.
29	Cerebral Palsy Association of British Columbia	DSS	0	8,000	0	Organization meets eligibility criteria, however, staff do not recommend because funding is limited and other applicants rate higher in regards to meeting City priorities.
30	Check Your Head	DSS	0	15,000	0	Organization meets eligibility criteria, however, staff do not recommend because funding is limited and other applicants rate higher in regards to meeting City priorities.
32	Coastal Squash Organization	DSS	0	32,000	0	Organization meets eligibility criteria, however, staff do not recommend because funding is limited and other applicants rate higher in regards to meeting City priorities.
38	Cultivate Canada-Sole Food	SFS	0	20,000	0	Organization meets eligibility criteria, however, staff do not recommend because funding is limited and other applicants rate higher in regards to meeting City priorities.

NO.	AGENCY	GRANT TYPE	2014 RECOMMEND	2014 REQUEST	2013 GRANT	CONDITIONS/COMMENTS
45	EMBERS (Eastside Movement for Business & Econ Renewal Soc) - Staffing Solutions	DSS	0	50,000	0	Not recommended. Staff however have identified and recommended funding through the Social Responsibility Fund.
46	Environmental Youth Alliance	SFS	0	20,000	0	Organization meets eligibility criteria, however, staff do not recommend because funding is limited and other applicants rate higher in regards to meeting City priorities.
51	Fresh Roots Urban Farm	SFS	0	41,320	0	Organization meets eligibility criteria, however, staff do not recommend because funding is limited and other applicants rate higher in regards to meeting City priorities.
52	Friend 2 Friend Social Learning Society	DSS	0	25,000	0	Not Recommended. Organization does not meet eligibility requirements.
55	Frog Hollow Neighbourhood House - Food Security	SFS	0	18,000	0	Organization meets eligibility criteria, however, staff do not recommend because funding is limited and other applicants rate higher in regards to meeting City priorities.
58	Gordon Neighbourhood House (ANH)-Family Resource Programs	DSS	0	21,115	0	Organization meets eligibility criteria, however, staff do not recommend because funding is limited and other applicants rate higher in regards to meeting City priorities.
60	Gordon Neighbourhood House (ANH)-West End Neighbourhood Food Network	SFS	0	18,000	5,000	Organization meets eligibility criteria, however, staff do not recommend because funding is limited and other applicants rate higher in regards to meeting City priorities.
61	Greater Vancouver Food Bank Soc (GVFBS)	SFS	0	18,000	0	Organization meets eligibility criteria, however, staff do not recommend because funding is limited and other applicants rate higher in regards to meeting City priorities.
63	Growing Chefs Society	SFS	0	10,000	0	Organization meets eligibility criteria, however, staff do not recommend because funding is limited and other applicants rate higher in regards to meeting City priorities.
64	Happy Liver Society	OCB	0	14,500	0	Not Recommended. Organization does not meet eligibility requirements.
71	Inner City Safety Society	DSS	0	25,000	0	Not recommended. Staff however have identified and recommended funding through the Social Responsibility Fund.
74	Jewish Seniors' Alliance of Greater Vancouver - Peer Support	DSS	0	50,148	0	Organization meets eligibility criteria, however, staff do not recommend because funding is limited and other applicants rate higher in regards to meeting City priorities.

NO.	AGENCY	GRANT TYPE	2014 RECOMMEND	2014 REQUEST	2013 GRANT	CONDITIONS/COMMENTS
79	Kitsilano Nbhd House-Seniors Hub Coordinator	DSS	0	41,730	0	Organization meets eligibility criteria, however, staff do not recommend because funding is limited and other applicants rate higher in regards to meeting City priorities.
83	Kiwassa Nbhd Services Assoc-Eastside Power Mamas	DSS	0	14,900	0	Organization meets eligibility criteria, however, staff do not recommend because funding is limited and other applicants rate higher in regards to meeting City priorities.
85	Kiwassa Nbhd Services Assoc-Seniors Programs	DSS	0	25,000	0	Organization meets eligibility criteria, however, staff do not recommend because funding is limited and other applicants rate higher in regards to meeting City priorities.
88	Latincouver - Unifying the Latin community	OCB	0	45,000	0	Organization meets eligibility criteria, however, staff do not recommend because funding is limited and other applicants rate higher in regards to meeting City priorities.
95	Loving Spoonful	SFS	0	25,000	0	Organization meets eligibility criteria, however, staff do not recommend because funding is limited and other applicants rate higher in regards to meeting City priorities.
96	Lu'ma Native Housing Society	DSS	0	25,000	0	Not recommended. Staff however have identified and recommended funding through the Social Responsibility Fund.
98	Marpole Oakridge Area Council-Marpole Nbhd Food Network	SFS	0	7,000	0	Organization meets eligibility criteria, however, staff do not recommend because funding is limited and other applicants rate higher in regards to meeting City priorities.
100	Metro Vancouver Aboriginal Executive Council Soc (MVAECS)	DSS	0	40,768	0	Not recommended. Staff however have identified and recommended funding through the Social Responsibility Fund.
101	Miscellaneous Productions - Community Connections	DSS	0	30,000	0	Organization meets eligibility criteria, however, staff do not recommend because funding is limited and other applicants rate higher in regards to meeting City priorities.
108	Mt. Pleasant Neighbourhood House - Aboriginal Community	DSS	0	25,000	0	Not recommended. Staff however have identified and recommended funding through the Social Responsibility Fund.
115	Oakridge Seniors' Society	DSS	0	20,744	0	Organization meets eligibility criteria, however, staff do not recommend because funding is limited and other applicants rate higher in regards to meeting City priorities.
123	Pivot Legal Society-Hope in Shadows & Megaphone	DSS	0	30,000	0	Not recommended. Staff however have identified and recommended funding through the Social Responsibility Fund.

NO.	AGENCY	GRANT TYPE	2014 RECOMMEND	2014 REQUEST	2013 GRANT	CONDITIONS/COMMENTS
125	posAbilities Assoc of BC - Can You Dig It	SFS	0	23,925	0	Not recommended. Staff however have identified and recommended funding through the Access to Nature Capital Fund.
130	Ray-Cam Community Assoc	DSS	0	20,000	0	Not recommended. Staff however have identified and recommended funding through the Social Responsibility Fund.
132	Red Fox Healthy Living Society-Feasting	SFS	0	24,100	0	Organization meets eligibility criteria, however, staff do not recommend because funding is limited and other applicants rate higher in regards to meeting City priorities.
135	Salvation Army - Deborah's Gate	DSS	0	86,000	0	Organization meets eligibility criteria, however, staff do not recommend because funding is limited and other applicants rate higher in regards to meeting City priorities.
142	Strathcona Community Centre Association - Food Coordinator	SFS	0	50,232	0	Not recommended. Staff however have identified and recommended funding through the Social Responsibility Fund.
151	Thunderbird Nbhd Assoc. - HS Community Food Network	SFS	0	26,685	0	Organization meets eligibility criteria, however, staff do not recommend because funding is limited and other applicants rate higher in regards to meeting City priorities.
153	Vancouver AIDS Society - AIDS Vancouver	DSS	0	25,000	0	Organization meets eligibility criteria, however, staff do not recommend because funding is limited and other applicants rate higher in regards to meeting City priorities.
154	Vancouver Area Network Drug Users (VANDU)-DTES Market	DSS	0	279,825	0	Not recommended. Staff however have identified and recommended funding through the Social Responsibility Fund.
157	Vancouver Fruit Tree Project	SFS	0	9,675	0	Organization meets eligibility criteria, however, staff do not recommend because funding is limited and other applicants rate higher in regards to meeting City priorities.
164	Vancouver Status of Women - Spanish Speaking Single Mothers' Project	DSS	0	40,000	0	Organization meets eligibility criteria, however staff do not recommend because funding is limited and other applicants rate higher in regards to meeting City priorities.
172	WISH Drop-In Centre Society-MAP Van Project	DSS	0	55,000	0	Not recommended. Staff however have identified and recommended funding through the Social Responsibility Fund.
174	Your Local Farmers Market Society - Food	SFS	0	18,000	0	Organization meets eligibility criteria, however, staff do not recommend because funding is limited and other

NO.	AGENCY	GRANT TYPE	2014 RECOMMEND	2014 REQUEST	2013 GRANT	CONDITIONS/COMMENTS
	Scraps Drop Spot Program					applicants rate higher in regards to meeting City priorities.
	TOTAL = 46			1,549,667	5,000	

2014 COMMUNITY SERVICES GRANTS
Grants by Category

CATEGORY	AGENCY	2014 RECOMMEND	2014 REQUEST	2013 GRANT
Aboriginal	Aboriginal Front Door Society	55,900	55,900	55,900
Aboriginal	Aboriginal Mother Centre Society-Community Referral & Outreach	30,000	30,630	30,000
Aboriginal	Helping Spirit Lodge Society	25,000	120,000	0
Aboriginal	NEC Native Education College (Urban Native Indian Ed)	56,528	56,730	36,528
Aboriginal	Red Fox Healthy Living Society-Leadership	39,580	43,538	39,580
Aboriginal	Urban Native Youth Assoc. (UNYA) - Outreach	56,370	56,371	56,371
Aboriginal	Warriors Against Violence Society	15,200	15,200	15,200
	COUNT = 7			
Children & Youth	Arts in Action Society - Purple Thistle	15,606	15,600	15,606
Children & Youth	Aunt Leah's Independent Lifeskills Society - Aunt Leah's Place	34,920	34,920	0
Children & Youth	Big Brothers of Greater Van.	39,692	50,000	39,692
Children & Youth	Big Sisters of BC Lower Mainland	48,542	70,000	48,542
Children & Youth	Boys and Girls Clubs of South Coast BC - Fraserview, Grandview, Kimount & Kivan Clubs	63,672	100,000	63,672
Children & Youth	Family Services - Directions - Outreach & After Hours	97,564	98,541	97,565
Children & Youth	Frog Hollow Neighbourhood House - First Youth in Action	20,000	30,000	0
Children & Youth	Frog Hollow Neighbourhood House - Youth Skills	26,788	30,000	26,788
Children & Youth	Immigrant Svcs Soc of BC - MY Circle Program	53,452	54,521	53,452
Children & Youth	KidSafe Project Society, The	46,000	46,000	46,024
Children & Youth	Kiwassa Nbhd Services Assoc-Youth Programs	36,836	37,573	36,836
Children & Youth	Leave Out Violence (LOVE) British Columbia	34,114	34,114	36,324

CATEGORY	AGENCY	2014 RECOMMEND	2014 REQUEST	2013 GRANT
Children & Youth	Little Mountain Nbhd House Soc-Early Years Project	21,224	21,648	21,224
Children & Youth	Little Mountain Nbhd House Soc-Learning is First (LIFT)	6,120	8,500	6,120
Children & Youth	Network of Inner City Comm. Services Soc.- Van Roving Leaders	31,012	35,000	31,012
Children & Youth	Pacific Comm. Res Society - Broadway Youth Res.Ctre	44,520	44,520	44,520
Children & Youth	Pacific Comm. Res. Society - Vietnamese Youth	47,756	68,475	47,756
Children & Youth	PeerNetBC - Youth Initiative	35,472	50,000	32,472
Children & Youth	PLEA Community Services Society of BC - KidStart	31,396	35,000	31,396
Children & Youth	Qmunity GAB Youth Services	36,760	37,000	36,760
Children & Youth	SUCCESS - Youth At Risk Program	67,200	69,140	67,200
Children & Youth	Watari Research Assoc. - Comm Youth Outreach	71,788	72,000	71,788
	COUNT = 22			
Families	Eastside Family Place Society	57,372	69,519	57,372
Families	Family Services - Vancouver Counselling Program	20,000	25,000	20,000
Families	Hastings Community Assoc-Family Enrichment Ctr	30,000	33,500	30,000
Families	Marpole Oakridge Family Place Soc.	42,986	47,285	42,986
Families	MOSAIC - Connecting Fathers	14,280	20,000	14,280
Families	MOSAIC - Vietnamese Family Counselling Project	45,112	47,368	45,112
Families	Mt. Pleasant Family Centre Soc.	67,948	83,848	67,948
Families	Mt. Pleasant Neighbourhood House - Family Drop-in	10,612	25,000	10,612
Families	South Vancouver Family Place - Vancouver Life Skills Society	59,430	59,430	58,264
Families	SUCCESS - Counselling Service for the Chinese Community	36,820	38,066	36,820
Families	Thunderbird Nbhd Assoc. - Family Place	40,800	40,800	40,800

CATEGORY	AGENCY	2014 RECOMMEND	2014 REQUEST	2013 GRANT
Families	West Side Family Place	39,596	40,388	39,596
Families	YWCA - Crabtree Corner	58,004	59,164	58,004
Families	YWCA - Single Mothers Support Services	21,648	22,080	21,648
	COUNT = 14			
Food	Atira Women's Resource Society	10,000	18,000	0
Food	Britannia Community Services Society-Grandview Woodland Food Connection	16,000	18,000	16,000
Food	Cedar Cottage Food Network	10,000	10,000	10,000
Food	Collingwood Neighbourhood House Society-Renfrew Collingwood Food Security Institute	16,000	18,000	16,000
Food	Downtown Eastside Nbhd House (DTES NH) - Food Coordinator outreach	10,000	18,000	10,000
Food	Gordon Neighbourhood House (ANH)-Food Security Programmer	10,000	11,929	0
Food	Hastings Community Association-Hastings Sunrise Community Food Network	16,000	26,685	16,000
Food	Kitsilano Neighbourhood House-Westside Food Collaborative	16,000	20,000	16,000
Food	Kiwassa Nbhd Services Assoc-Food Program Coordinator	16,000	20,400	0
Food	Little Mountain Nbhd House Soc-LMNH Food Network	8,000	8,012	0
Food	Mt. Pleasant Neighbourhood House - Mt Pleasant Food Network	10,000	20,000	0
Food	Potluck Café Society-DTES Kitchen Tables NFN	16,000	18,000	16,000
Food	South Van Nbhd House-South Vancouver Neighbourhood Food Network	16,000	18,000	10,000
	COUNT = 13			

CATEGORY	AGENCY	2014 RECOMMEND	2014 REQUEST	2013 GRANT
Immigrants & Refugees	Inland Refugee Soc. of BC	58,860	58,800	58,860
Immigrants & Refugees	Justice Education Soc of BC - Court Information Program for Immigrants	26,602	40,000	26,602
Immigrants & Refugees	MOSAIC - Community Development	86,860	95,500	86,860
Immigrants & Refugees	Multicultural Helping House Society	52,742	139,511	52,742
Immigrants & Refugees	Network of Inner City Comm. Services Soc. - S.O.S.	48,220	49,184	48,220
Immigrants & Refugees	Pacific Immigrant Resources Society (PIRS) - Outreach Workers	61,378	61,378	61,378
Immigrants & Refugees	REACH Centre Assoc - Multicultural Family Centre (MFC)	22,978	81,000	0
Immigrants & Refugees	Vancouver Assoc. for Survivors of Torture (VAST)	24,936	48,000	24,936
	COUNT = 8			
Mental Health & Addictions	ARA Mental Health Action Research and Advocacy Association of Greater Vancouver	24,000	25,000	24,000
Mental Health & Addictions	Canadian Mental Health Association, Vancouver-Burnaby Branch - Happy Seniors	15,000	25,000	0
Mental Health & Addictions	Canadian Mental Health Association, Vancouver-Burnaby Branch - Volunteer Program	13,200	13,200	13,200
Mental Health & Addictions	Crisis Intervention & Suicide Prevention Ctr of BC - Distress Services	28,928	28,928	28,928
Mental Health & Addictions	Kettle Friendship Soc. - Drop in Centre	84,976	98,517	74,976
Mental Health & Addictions	MPA - Motivation, Power & Achievement Society	15,712	15,712	15,712
Mental Health & Addictions	Vancouver Recovery Club	37,664	37,644	37,664

CATEGORY	AGENCY	2014 RECOMMEND	2014 REQUEST	2013 GRANT
	COUNT = 7			
Neighbourhood General Service	Cedar Cottage Nbhd House (ANH)	111,366	118,635	111,366
Neighbourhood General Service	Collingwood Nbhd House Society	113,600	115,873	113,601
Neighbourhood General Service	Downtown Eastside Nbhd House (DTES NH)	45,700	58,000	45,700
Neighbourhood General Service	Frog Hollow Nbhd House (ANH)	101,032	103,052	101,032
Neighbourhood General Service	Gordon Nbhd House (ANH)	77,070	78,611	77,070
Neighbourhood General Service	Kitsilano Nbhd House (ANH)	80,522	88,573	80,521
Neighbourhood General Service	Kiwassa Nbhd Services Assoc	113,592	115,863	113,591
Neighbourhood General Service	Little Mountain Nbhd House Soc	88,380	90,137	88,381
Neighbourhood General Service	Mt. Pleasant Nbhd House (ANH)	82,970	85,000	82,969
Neighbourhood General Service	South Vancouver Nbhd House (ANH)	113,592	115,000	113,591
	COUNT = 10			
Other	Dugout - Drop-in Society	40,000	42,000	40,000
Other	First United Church Community Ministry Society - Advocacy Program	25,000	50,000	0
Other	La Boussole, Centre Communautaire Societe	19,860	19,860	19,860

CATEGORY	AGENCY	2014 RECOMMEND	2014 REQUEST	2013 GRANT
Other	Qmunity - BC's Queer Resource Centre	30,600	50,000	30,600
Other	Theatre for Living Soc. (Headlines Theatre)	16,814	24,814	16,814
	COUNT = 5			
People with Disabilities	BC Coalition of People with Disab. - Membership & Outreach Co	37,882	38,639	37,882
People with Disabilities	Canadian National Institute for the Blind, BC-Yukon Division	16,560	16,892	16,560
People with Disabilities	Canadian Paraplegic Assoc. (BC) dba Spinal Cord Injury Org BC	47,756	48,000	47,756
People with Disabilities	Learning Disabilities Assoc. of BC, The	25,000	29,000	20,000
People with Disabilities	Tetra Society of North America	10,200	10,400	10,200
People with Disabilities	Western Institute for the Deaf and Hard of Hearing	10,404	12,000	10,404
	COUNT = 6			
Seniors	411 Seniors Centre Soc - Info and Referral	55,000	55,000	55,000
Seniors	BC Seniors Services and Housing Information Society - Vancouver Seniors Outreach Program	32,400	42,535	30,400
Seniors	Japanese Community Volunteer Assoc-Tonari Gumi	20,000	24,000	20,000
Seniors	Jewish Family Services Agency	16,120	16,764	16,120
Seniors	Kitsilano Nbhd House-Seniors Links Coordinator	10,200	17,230	10,200
Seniors	Marpole Oakridge Area Council-Forever Learning	30,000	55,900	30,000
Seniors	Renfrew-Collingwood Seniors' Soc - Wheels to Meals	22,192	22,192	22,192
Seniors	South Granville Seniors Friendship Centre Soc.	46,144	47,066	46,144
Seniors	South Granville Seniors Friendship Ctre Soc-Spanish Outreach	21,530	22,000	21,530
Seniors	South Vancouver Nbhd House - S. Van Srs' Council	49,872	50,350	49,872

CATEGORY	AGENCY	2014 RECOMMEND	2014 REQUEST	2013 GRANT
Seniors	SUCCESS - Seniors QOL Prog.	41,656	42,906	41,656
Seniors	Vancouver Second Mile Soc-DTES Nbhd Helpers	51,254	52,279	51,254
Seniors	Vancouver Second Mile Soc-DTES Seniors' Centre	37,732	38,497	37,732
Seniors	Vancouver Second Mile Soc-Dtn. S. Nbhd Helpers	29,816	30,412	29,816
Seniors	Vancouver Second Mile Soc-Nbhd Helpers Chinese Outreach Proj.	33,972	43,651	33,972
Seniors	West End Seniors Network	53,712	53,712	53,712
	COUNT = 16			
Sex work	Collingwood Nbhd House Society-Living in Community	20,300	30,000	20,300
Sex work	Collingwood Nbhd House Society-SAFE	20,000	20,000	0
Sex work	HIM (Health Initiatives for Men) Society - HUSTLE	20,340	20,340	20,340
Sex work	PACE - Providing Alternatives, Counselling & Education Soc.	74,956	111,000	74,956
Sex work	SWAN (Supporting Women's Alternatives Network) Vancouver Soc	20,300	20,700	20,300
Sex work	WISH Drop-In Centre Society	80,000	80,000	81,284
	COUNT = 6			
Social Justice	Access Pro Bono Society of British Columbia (APB)	10,200	25,000	10,200
Social Justice	Greater Vancouver Law Students' Legal Advice Soc (GVLSLAS)	44,136	44,136	44,136
Social Justice	Tenant Resource & Advisory Centre Society (TRAC)	50,900	50,900	50,900
	COUNT = 3			
Support to Non-profits	211 British Columbia Services Soc	37,900	37,900	37,900
Support to Non-profits	First Funds Society-Community Voice Mail	20,400	25,000	20,400

CATEGORY	AGENCY	2014 RECOMMEND	2014 REQUEST	2013 GRANT
Support to Non-profits	PovNet Society	10,000	25,000	0
Support to Non-profits	Vancouver Community Network	25,604	26,000	25,604
Support to Non-profits	Vantage Point Strategies Society	28,704	29,278	28,704
	COUNT = 5			
Women	Battered Women's Support Services - Women's Support Group Program	53,712	55,900	53,712
Women	Children of the Street Society	15,200	20,000	10,200
Women	Downtown Eastside Women's Centre - Administration	73,672	95,000	73,672
Women	Downtown Eastside Women's Centre - Chinese Seniors Outreach	51,716	77,574	51,716
Women	Pacific Immigrant Resources Society (PIRS) - LEAD Program	20,780	20,780	20,780
Women	Pacific Post Partum Support Society	17,684	17,700	17,684
Women	Vancouver Rape Relief & Women's Shelter	33,972	34,651	33,972
Women	Women Against Violence Against Women	42,448	55,000	42,448
	COUNT = 8			

2014 SOCIAL RESPONSIBILITY FUND GRANTS
Recommended

AGENCY	2014 RECOMMEND	DESCRIPTION	CONDITIONS
ALO: Artists' Legal Outreach Education-Legal Diagnostic Pilot	15,000	Develop a legal support help line for social service non-profits that would assess and address inquiries via e-mail, online chat and telephone and direct them to appropriate legal resources.	
Carnegie - Homeground Community Kitchen	10,000	Program to build capacity in cooking skills for DTES residents and to increase access to fresh nutritious food. Funding will also support the HomeGround Festival	
Collingwood Neighbourhood House - Healthy Vancouver for All	20,000	Develop a model to build relationships between health care services and early care and learning programs for vulnerable mothers and children who otherwise would not experience the benefits of quality licensed childcare	
EMBERS (Eastside Movement for Business & Econ Renewal Soc)	32,000	Program to help people with barriers to make transitions back into the workforce and improve employability.	
Inner City Safety Society	15,000	Build on existing community infrastructure (community, non-profit, business etc) in the DTES and Strathcona to foster place-based safety initiatives.	
Lu'ma Native Housing Society	20,000	Program for Aboriginal youth aged 16 to 24 to help make successful transitions from foster care into adulthood.	
Metro Vancouver Aboriginal Executive Council Soc (MVAECS)	30,000	City funding will support an administrative position that will assist MVAEC's executive leadership, and will leverage support from the private sector and senior levels of government.	SECOND QUARTERLY PAYMENT CONTINGENT ON SUBMISSION OF AN UPDATE REPORT ON STAFFING AND MVAEC'S OVERALL STRATEGIC DIRECTION.
Mt. Pleasant Neighbourhood House - Aboriginal Community	20,000	Aboriginal Community Developer will identify and implement partnerships and activities that will engage members of Aboriginal communities.	3RD QUARTERLY PAYMENT CONTINGENT ON RECEIPT OF A SUSTAINABILITY PLAN FOR ABORIGINAL INCLUSION AND ENGAGEMENT IN

AGENCY	2014 RECOMMEND	DESCRIPTION	CONDITIONS
			IMPLEMENTATION OF PROGRAMS AND SERVICES.
Pivot Legal Society-Hope in Shadows Project	20,000	Support work with vendors from both organizations to build vendor skills in financial literacy, communication and personal development.	
Your Local Farmer's Market Society - Food Scraps Drop Spot	10,000	Capture and divert food scraps and compostables from residents in high density neighbourhoods by supporting 4 existing stations, and the creation of 2-4 new sites, at weekly farmers markets.	
Ray-Cam Community Assoc	10,000	Program created by parents in the DTES to strengthen community through building parenting skills and parenting resource networks.	
Strathcona Community Centre Association - Food Coordinator	20,000	Strengthen and expand existing food programs.	
Vancouver Area Network Drug Users (VANDU)-DTES Market	30,000	Support the ongoing management of the DTES Street Market.	
WISH Drop-In Centre Society-MAP Van Project	50,000	The Mobile Access Project provides peer led safety and information and referral service to street-based sex workers.	
TOTAL = 14	302,000		

2014 SOCIAL POLICY SMALL CAPITAL GRANTS
Recommended

AGENCY	PROJECT	2014 RECOMMEND	2013 REQUEST	CONDITIONS
Vancouver Chinese Pentecostal Benevolent Society - Sunshine Corner	Replace the existing carpet with commercial rated vinyl plank flooring	3,850	3,850	
West Side Family Place Society	Replace 13 existing windows with double-glazed windows	6,870	6,870	
Collingwood Neighbourhood House - Toddler Rooftop Playground	Repair the flooring on the roof top to address urgent safety concerns in a licensed childcare playground	10,500	10,500	
VSOCC - Partnership for a Greener Future Phase II	Review and assess 7 playground's condition and requirements to create concept drawings in consultation with VSOCC staff and children; create build drawings for the build events; and create a plan for the build events for each location	7,500	7,500	
Atira Women's Resource Society	Split one large office located near the front door of their Vancouver administration office into two smaller offices	1,800	1,800	
Frog Hollow Neighbourhood House - Preschool Renovations	Upgrade/renovation of two Preschool rooms/Kindercare room	10,000	12,061	

AGENCY	PROJECT	2014 RECOMMEND	2013 REQUEST	CONDITIONS
First United Church Community Ministry Society	Improvements in the kitchen area	3,596	3,596	
Downtown Eastside Women's Center	Renovation and improvements in the kitchen area	3,444	10,000	
YWCA - Leslie Diamond	Removal and installation of a sandbox and a playhouse	10,000	15,000	
St Michael's Daycare	Replace and repair outside playground structures that have deteriorated over time	4,000	4,000	
Britannia Community Services Centre - Grandview Terrace Child Care Society	Development of a green playground for toddler care (18-36 months of age)	25,000	25,000	First quarterly payment contingent on final letter of approval by VSB.
Britannia Community Services Centre - Britannia Preschool & Out of School Programmes	Improvements in the playground area	3,000	5,000	First quarterly payment contingent on final letter of approval by VSB.
Mount Pleasant Neighbourhood House - MPNH Preschool & Daycare	Upgrade and renovations to the Preschool and Daycare bathrooms and Daycare kitchen area	27,985	37,489	Second payment contingent on submission of detailed construction drawings and coordination with Facilities (COV)
TOTAL = 13		117,545	142,666	

2014 CHILDCARE RESERVE GRANTS
Recommended

Start Up Grants

Program	# of Spaces	First Approved	Total Commitment (over 24 months)	Approved 2012	Approved 2013	Proposed 2014	Remaining
VSOCC - 1751 Manitoba	69	Oct 23, 2013 RTS 10296	138,000	0	0	69,000	69,000
YMCA - Woodward's Children's Centre	37	Oct, 2012 RTS 9763, April 9, 2013 RTS 10085	70,000	0	63,000	7,000	0
Total	106		208,000	0	63,000	76,000	69,000

Infant/Toddler Grants

Program	# of Infant/Toddler spaces	Annual Commitment	Approved for 2013	Proposed for 2014	Notes regarding actual payments in 2014
1. VSOCC - Library Square	12	19,800	19,800	19,800	
2. VSOCC - Dorothy Lam	24	39,600	39,600	39,600	
3. VSOCC - Quayside	24	39,600	39,600	39,600	
4. VSOCC - Shaw Tower	12	19,800	19,800	19,800	
5. VSOCC - Bayshore	24	39,600	39,600	39,600	
6. VSOCC - Sapphire	12	19,800	19,800	19,800	
7. VSOCC - Intn'l Village	24	39,600	39,600	39,600	
8. VSOCC - Sea Star	24	39,600	39,600	39,600	
9. VSOCC - Atelier	12	19,800	19,800	19,800	
10. VSOCC - The Junction Children's Centre	12	19,800	6,600	19,800	2013 grant prorated to when centre became operational (Sept. 1)
11. VSOCC - The Mark Children's Centre	12	19,800	3,300	19,800	2013 grant prorated to when centre became operational (Nov. 1)

Program	# of Infant/ Toddler spaces	Annual Commitment	Approved for 2013	Proposed for 2014	Notes regarding actual payments in 2014
VSOCC Subtotal	192	316,800	287,100	316,800	
12. Collingwood Neighbourhood House	24	39,600	39,600	39,600	
13. Collingwood Neighbourhood House - Terry Tayler	12	19,800	19,800	19,800	
14. YWCA - Leslie Diamond	24	39,600	39,600	39,600	
15. YMCA - Woodward's Children's Centre	12	19,800	9,900	19,800	2013 grant prorated to when centre became operational (Jul. 1)
16. MPCCA - Three Corners	24	63,195	63,195	63,195	
17. DDA - Creekside	24	39,600	39,600	39,600	
Others Subtotal	120	221,595	211,695	221,595	
TOTAL	312	538,395	498,795	538,395	