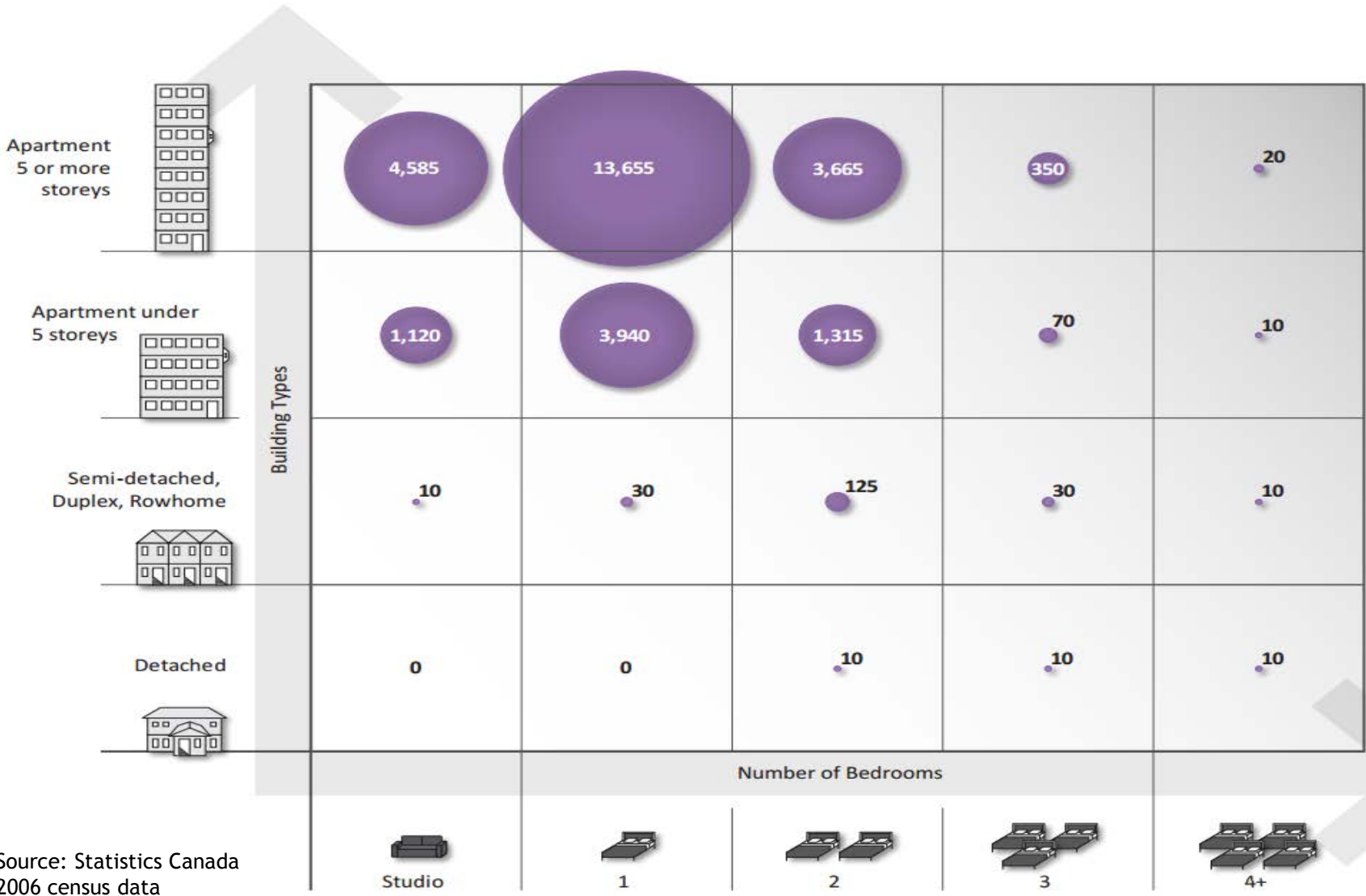


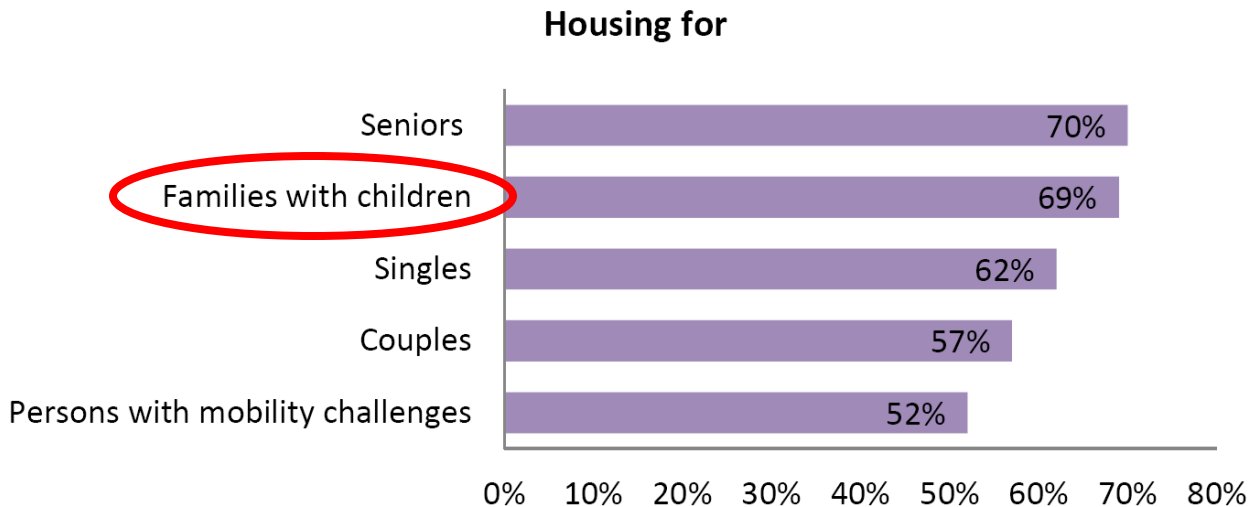
# Bedrooms by building type



Source: Statistics Canada  
2006 census data

# West End Community Plan Survey

To better meet the diverse housing needs of the community, what do you think the West End needs more of?



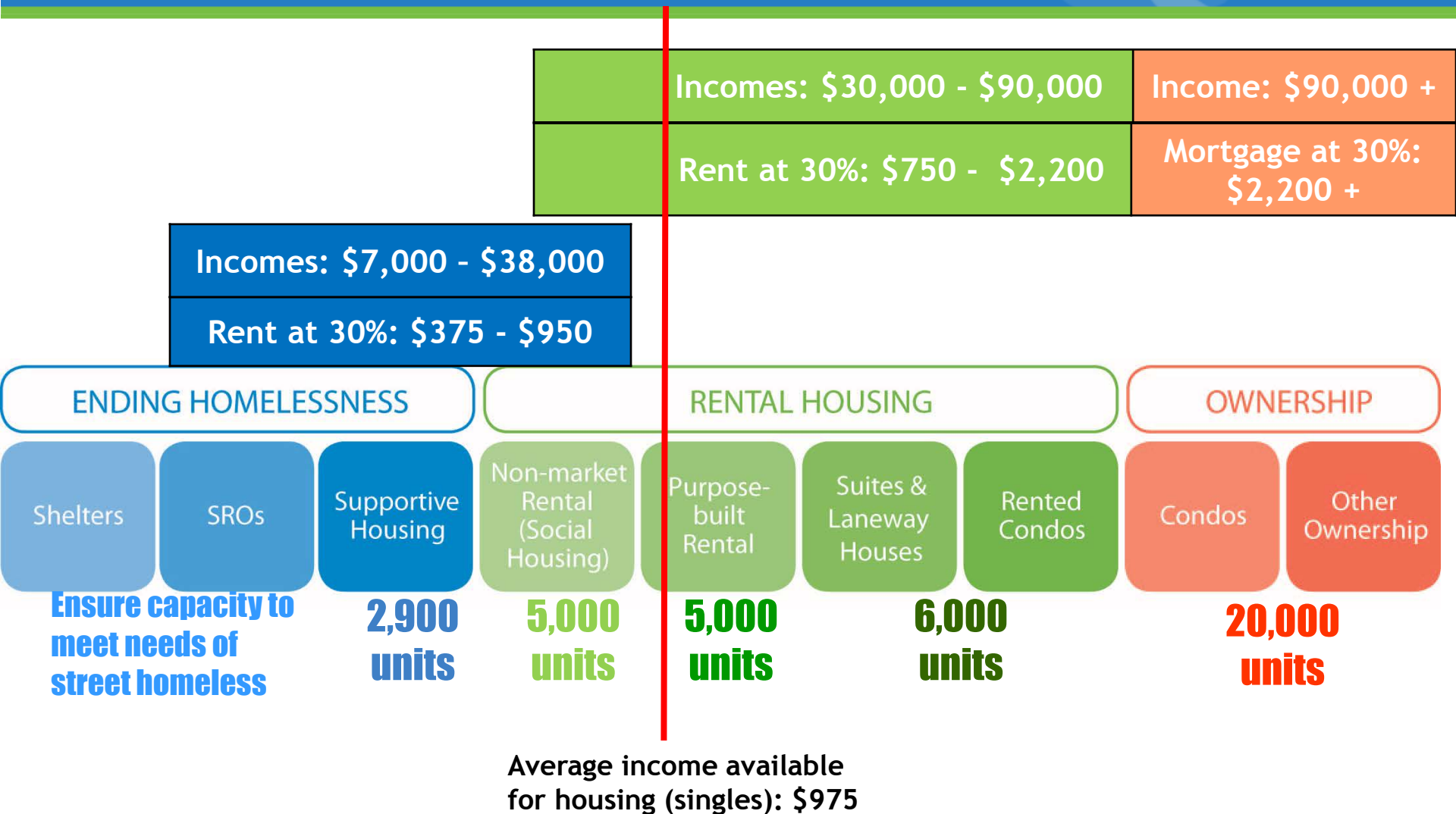
# Children per hectare

Local Area	Children/Hectare
Sunset	10.0
Kensington-Cedar Cottage	9.7
Downtown	9.1
<b>West End</b>	<b>8.8</b>
Renfrew-Collingwood	8.7
-----	-----
City of Vancouver	6.4

## CMHC Definition of Affordable Housing:

“Affordable housing costs less than 30% of before-tax household income.”

# What can single person households afford?



# Explaining affordability: for singles

	Affordable Rent for 1-Bedroom	Income if paying no more than 30%	City Policy Response
Moderate Income Households	\$1,500	\$60,000	<ul style="list-style-type: none"><li>• STIR and Rental 100</li></ul>
Lower Income Households	\$900	\$36,000	<ul style="list-style-type: none"><li>• Protect existing rental (Rate of Change)</li><li>• Social Housing targets</li></ul>
Very Low Income Households	\$375	\$15,000	<ul style="list-style-type: none"><li>• Social and Supportive Housing targets</li><li>• Protect and Improve SROs (SRA Bylaw)</li></ul>

# Comparisons of affordability using 30% of income

	1600 Beach proposed rents	Income required if paying no more than 30%	Monthly costs to own average west end unit	Income required if paying no more than 30%	Rental comparison
Studio	\$1,195	\$47,800	\$1,824	\$72,900	34% lower
1-Bed	\$1,495	\$59,800	\$2,200	\$88,000	32% lower
2-Bed	\$2,155	\$86,200	\$3,750	\$150,000	43% lower

# Where do Vancouverites live?

