

Social Policy

2012 Social Grant Recommendations

May 2nd 2012



I. City Role and Social Granting

Charter: s 206 (1) Council may....provide grants to charities...

CITY OBJECTIVES (Council Priorities)

Responding to social needs through Council priorities:

- Ending street homelessness
- Partnerships addressing key urban health issues
- Supporting safe and inclusive neighbourhoods
- Economic Growth: Building capacity for child care

I. City Role & Social Grants (con't)

\$6.5M awarded in 13 streams (2011)

Community
Service Grants
\$4,128,400

- Direct Social Service
- Organizational Capacity
- Neighbourhood Houses
- *Partners in Organizational Development*

Childcare Grants
\$1,776,448

- Enhancement
- VSOCC & Westcoast
- Research & Innovation, Develop. & Stabilization
- *Childcare Reserve Fund*

Neighbourhood
Based Grants
\$430,000

- Hastings Legacy Fund
- Social Responsibility Fund
- Green Grants

Social
Infrastructure-
Related
\$188,908

- Capital Grants (minor)
- Rent Subsidy

Total: \$6,523,756

88% core funding
12% project based funding
86% from tax base
10% developer contributions
4% from gaming revenues

I. City Role & Social Grants (con't)

- Support to social sustainability role of non-profits and role in Vancouver's economy
- Allows City to influence programs delivered and provides strategic support to address service gaps

Grants are one tool among many for City



II. Overview of Recommendations

177 grant applications \$6,172,378

150 Community Services
6 Social Responsibility Fund
3 Rent Subsidy
2 Childcare
16 Greenest City Neighbourhood

140 recommended \$2,777,214

110 Community Services
14 Social Responsibility
1 Hastings Legacy
3 Rent Subsidy
2 Childcare
10 Greenest City

**37 applications totaling \$1,237,133
not recommended**

Of the 140 applications recommended:

- 103 remain at same funding level
- 13 received an increase in funding
- 9 received a decrease in funding
- 1 not have its funding renewed
- 14 new programs receive funding

III. Grants Review Progress: Streamlining

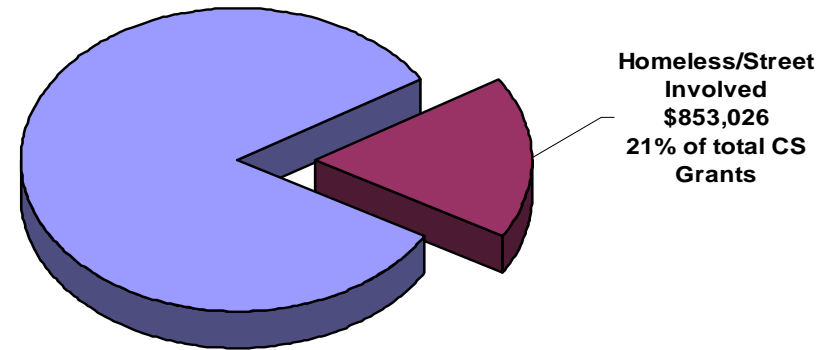
- 2009 – 8 Council Reports (with 3 fewer grant streams) – equivalent of 11 reports
- 2012 – 5 Council Reports projected
- 55% ↓ in number of reports to Council

III. Grants Review Progress Ending Street Homelessness

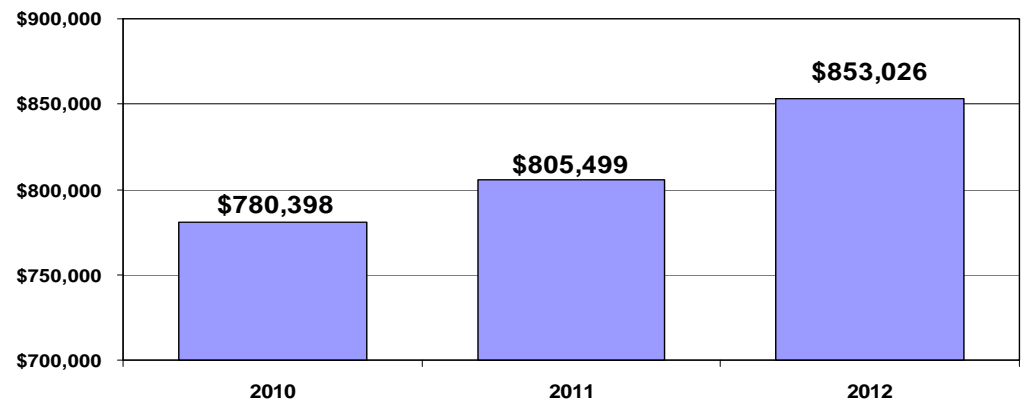
Homelessness

- 2012 - \$853,026 or 21% of funding addressing homelessness
- 2010 to 2012 - 10% ↑

2012 Community Services Grants Allocated to Programs Supporting People Experiencing Homelessness/Street Involved



Community Services Grants Allocated to Programs Supporting People Experiencing Homelessness/Street Involved 2010 to 2012

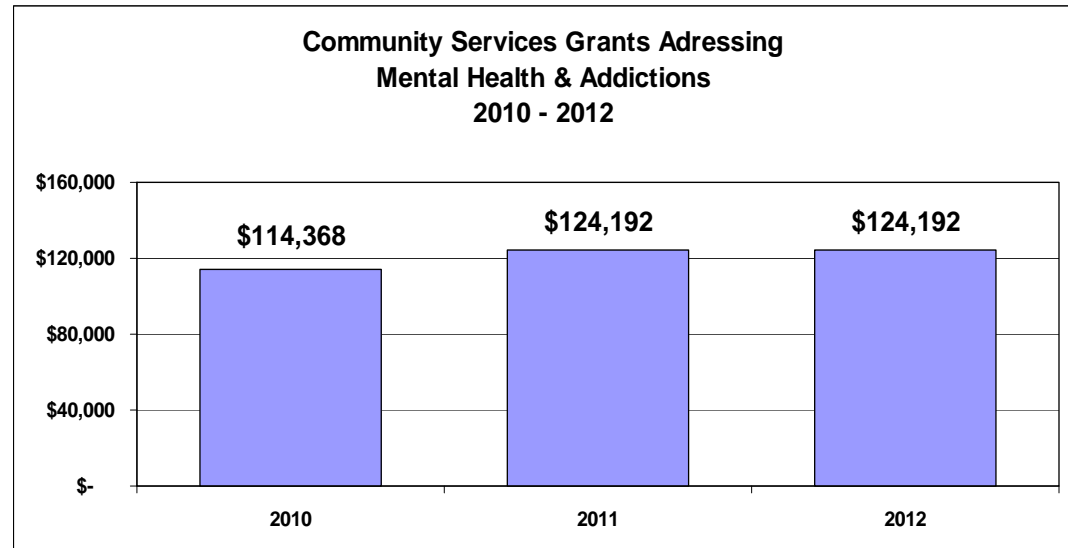


III. Grants Review Progress

Priority: Mental Health & Addictions; Sex Worker Safety

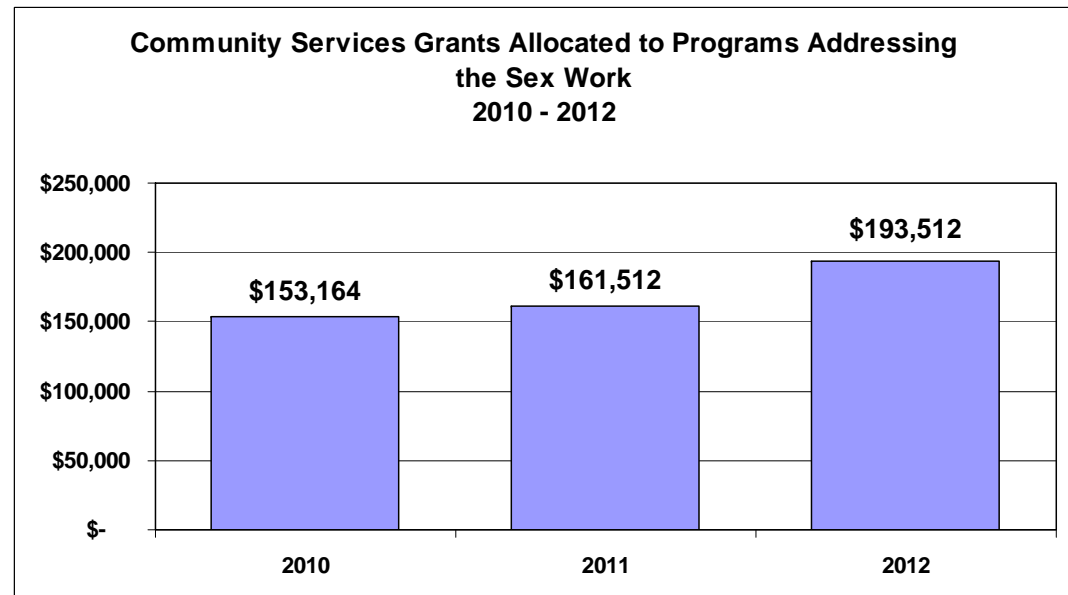
Mental Health & Addictions

- 8.5% increase in funding to programs addressing mental health & addictions since 2010



Sex Worker Safety

- 26% increase in funding to address sex worker safety since 2010



III. Grants Review Progress: Streamlining

Grant Stream	Recommendations	Advance Approved by Council Feb. 14, 2012	Recommended Amount in this Report	Total Funding for 2012 to date
Community Services Grants	<ul style="list-style-type: none"> • 10 Neighbourhood Org. grants • 8 Org. Capacity Building grants • 92 Direct Social Services grants 	\$1,912,824 + \$31,172 (advance approved Dec 13/11)	\$2,184,404	\$4,128,400
Social Responsibility Fund Grants	<ul style="list-style-type: none"> • 14 Social Responsibility Fund grants 	\$40,000	\$218,700	\$258,700
Hastings Legacy Fund	<ul style="list-style-type: none"> • 1 Hastings Legacy Fund grant 		\$20,000	\$20,000
Rent Subsidy Grants	<ul style="list-style-type: none"> • 3 Rent Subsidy grants 		\$80,075	\$80,075
Childcare Administration Grants	<ul style="list-style-type: none"> • 2 Childcare Admin. grants 	\$174,035	\$174,035	\$348,070
Greenest City Neighbourhood Grants	<ul style="list-style-type: none"> • 10 GCN grants 		\$100,000	\$100,000
TOTAL		\$2,158,031	\$2,777,214	\$4,935,245

IV. Background - Review of Applications & Accountability Process

Grants are:

- Application driven
- Reviewed by staff
- May include interview with applicant

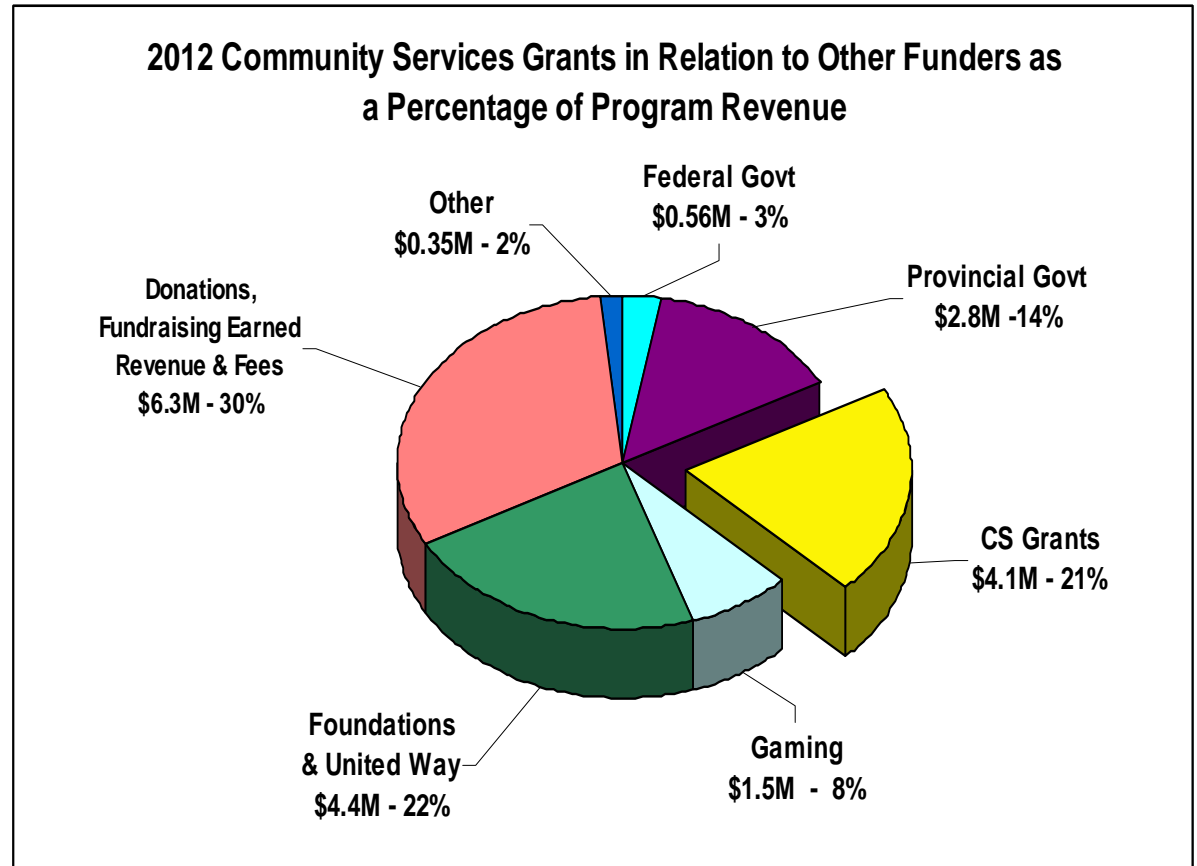
Requirements include:

- Reporting on deliverables & expenditures
- 70% utilize outcomes measurement tool

IV. Background - Leverage from other Sources

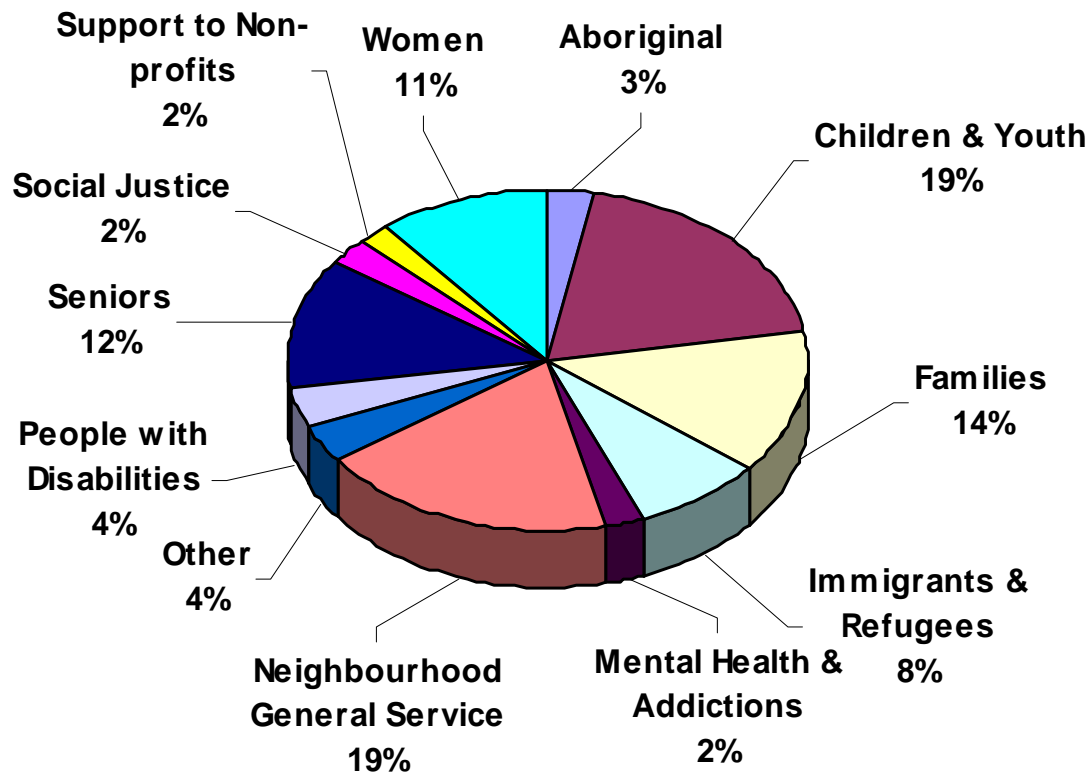
Leveraging power of CS Grants:

- \$1 invested leverages an additional \$4
- 25,017 volunteers = \$9.1M of work in the community
- Total leverage (\$ + vol's) = \$26.1M
- Total ratio = \$1 City dollar invested leverages \$6.5 in services



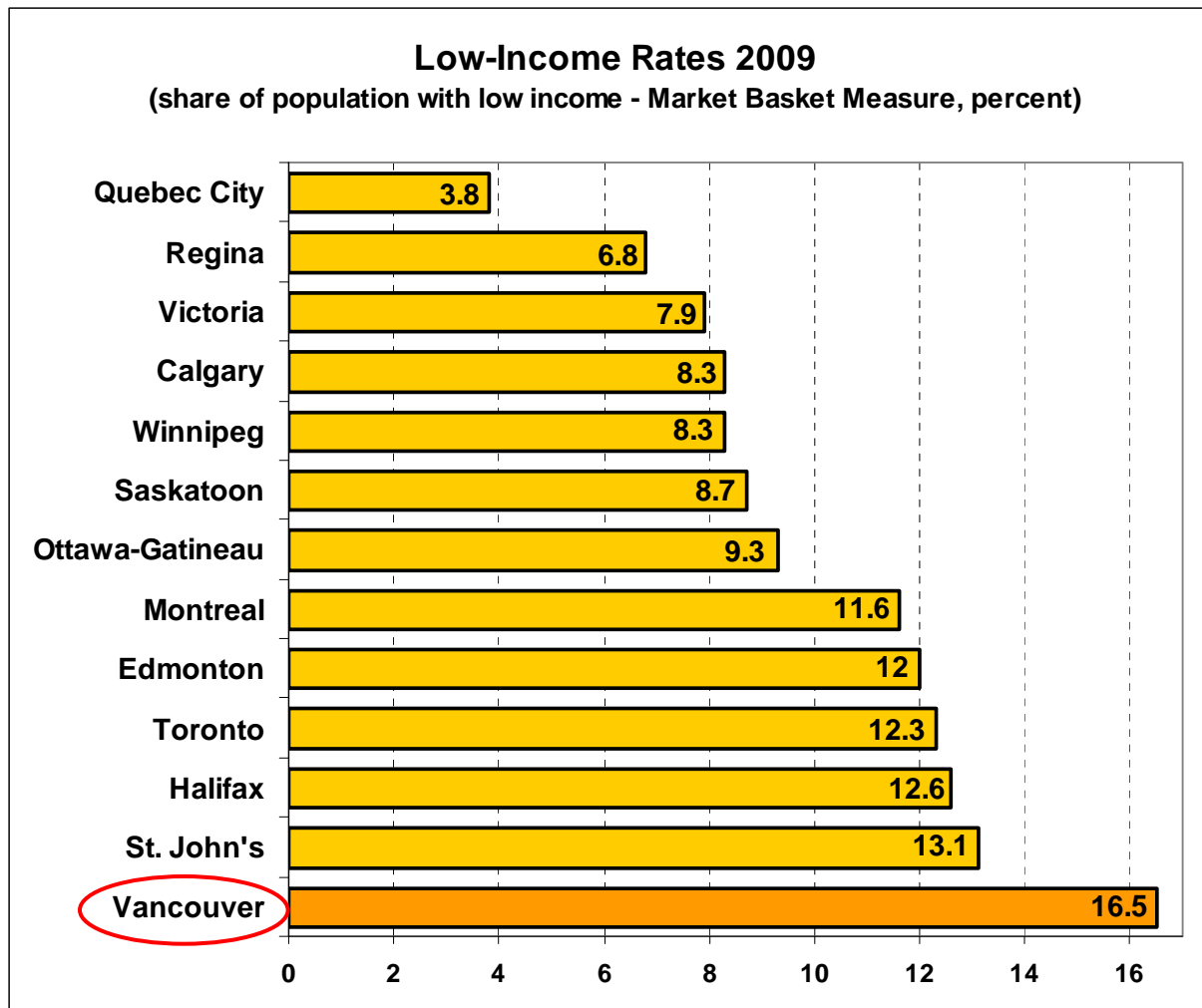
IV. Background - Social Grants Population & Issue Area Distribution

2012 Community Services Grants Funding by Primary Population or Issue Area



V. Trends - Service drivers

Rising Poverty Levels



- Vancouver has highest poverty rate of major Canadian cities

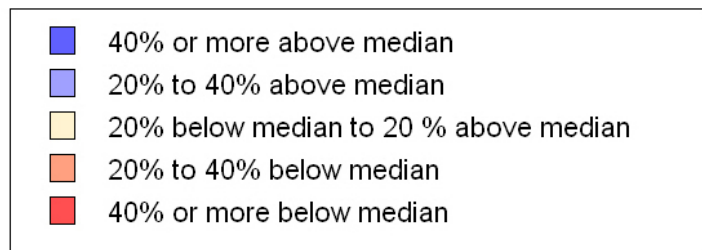
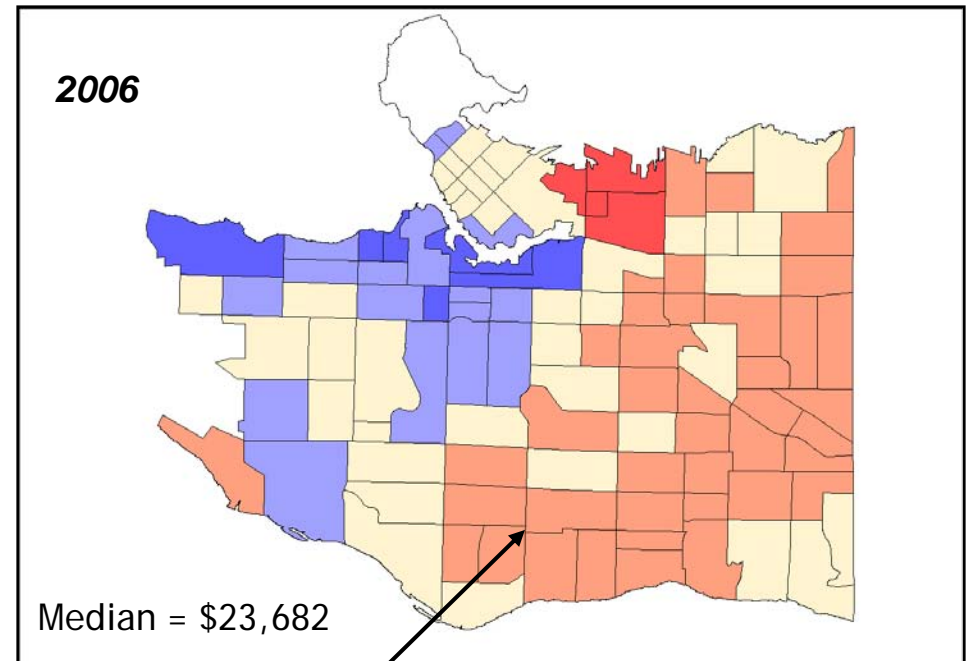
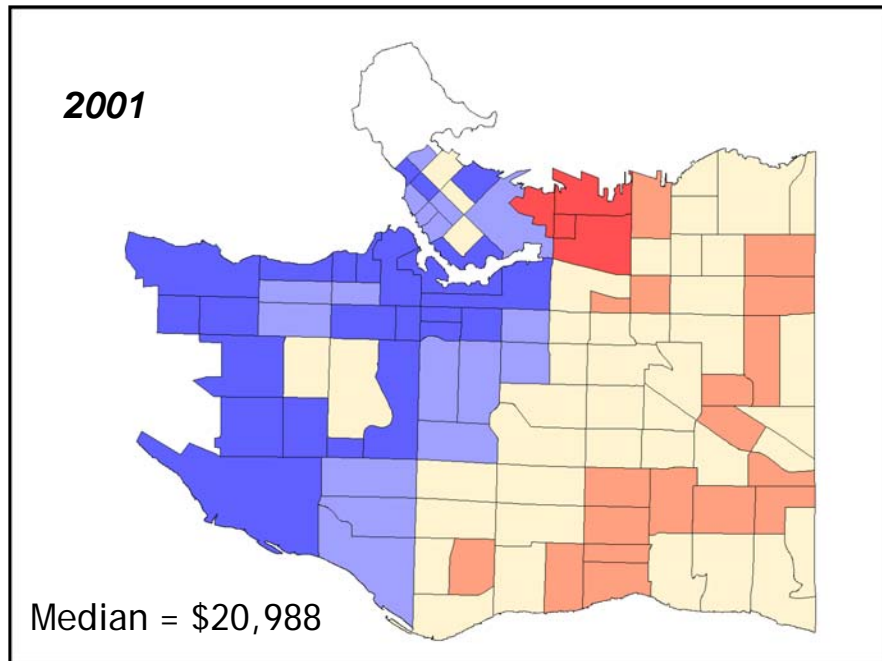
- BC has the highest child poverty rate of any province

- 15% of all renters are at risk of homelessness (paying more than 50% of income on rent)

Source: Conference Board of Canada - July 2011

V. Trends - Service drivers

Increase in Neighbourhoods Below Median Income

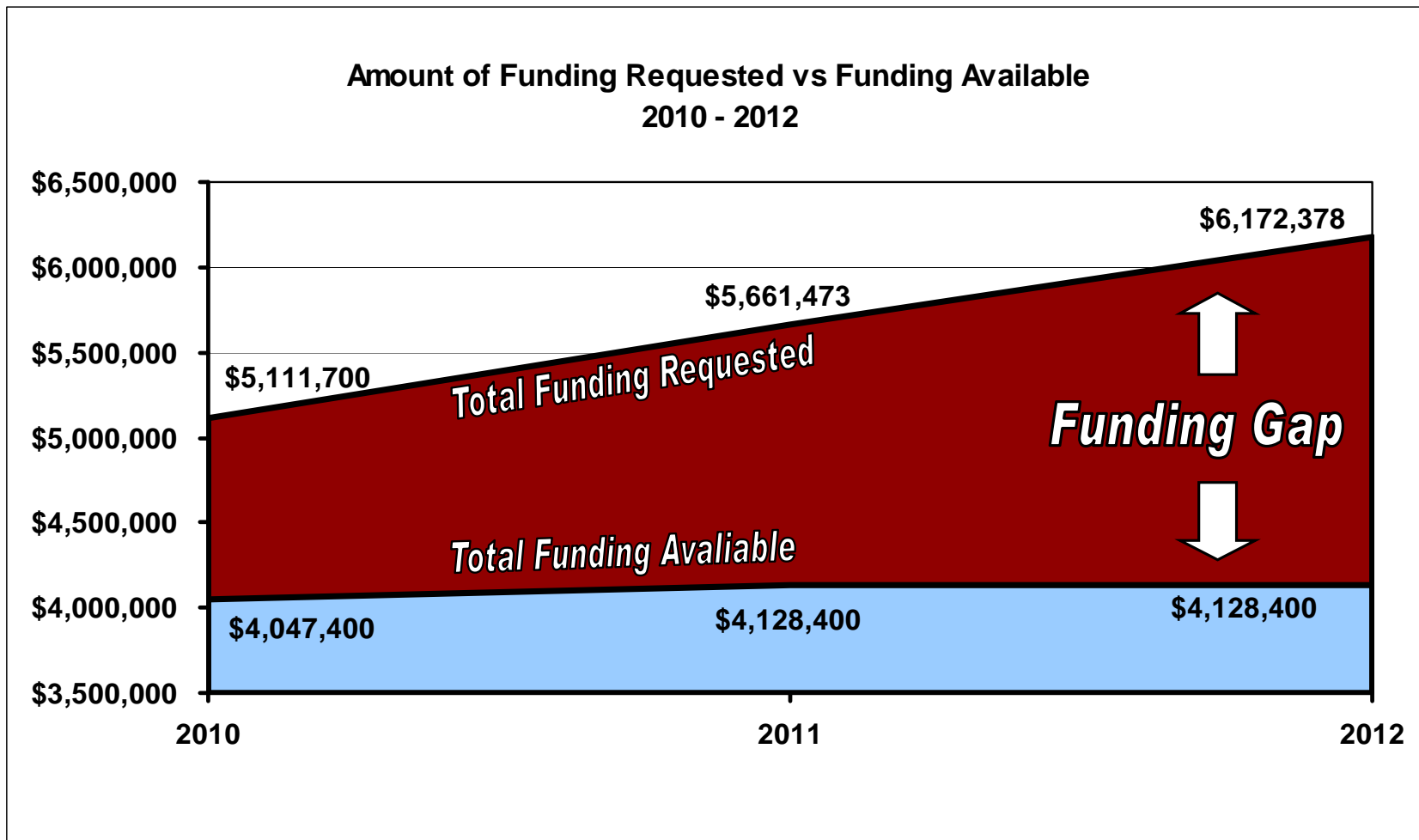


• Large increase in neighbourhoods with income 20% to 40% below median

V. Trends - Growing Funding Gap

	2010	2011	2012	% change 2010 to 2012
Total applications	119 (incl. 10 new)	130 (incl. 17 new)	150 (incl. 41 new)	27% ↑
Total amount requested	\$5,111,700	\$5,661,473	\$ 6,172,378	21% ↑
Budget available	\$4,047,400	\$4,128,400	\$ 4,128,400	2% ↑

V. Trends - Growing Funding Gap, cont



V. Trends - Drivers of Increased Funding Demand

Provincial reductions

- Cuts to Gaming only partially restored
- Overhaul of employment services by Provincial Ministry of Social Development
- Funded programs report 16% reduction in Provincial funding in 2011 (\$793,647 ↓)

Federal reductions

- 5% to 10% reductions anticipated

Foundations and Fundraising

- Current economic climate has put pressure on capacity of foundations and donor driven funders
- Other fundraising efforts very challenging

Rising Costs

- Food supplies, rent, and other costs rising for non-profits

Grants from Casino & Racecourse

Social Responsibility Fund

- Supports capacity building projects in neighbourhoods adjacent to Edgewater Casino
- 14 projects for:
 - Ending Street Homelessness
 - Urban Health related supports

Hastings Legacy Fund

- Council accepted public benefit from Hastings Entertainment Inc. toward HLF grants (2005)
- Supports capacity building projects in Hastings Sunrise
- 1 project for food security

Childcare Grants

Core Support for Early Learning & Care



Recommending annual operating grants:

- **Westcoast Child Care Resource Centre**
 - to support City-wide early learning and care providers, information and referral services for families
- **Vancouver Society of Children's Centres (VSOCC)**
 - to support administration and management of 11 City-owned child care facilities in high density developments in the downtown core

Greenest City Neighbourhood Grants (GCN)

- 2012 - targeted call for proposals to past GNC recipients. Funding is designed to:
 - build on currently funded initiatives;
 - ensure continuity of support until funding becomes available through the Green City Fund
- 10 GCN grants awarded to projects in the areas of:
 - local food;
 - active transportation;
 - trees/greening;
 - zero waste

Questions

