



CITY OF VANCOUVER

A6

ADMINISTRATIVE REPORT

Report Date: April 18, 2008
Author: Esther Lee
Phone No.: 604.873.7080
RTS No.: 07179
VanRIMS No.: 05-2000-11
Meeting Date: April 29, 2008

TO: Vancouver City Council

FROM: Director of Finance

SUBJECT: City of Vancouver 2007 Statement of Financial Information

RECOMMENDATION

THAT Council approve the City of Vancouver 2007 Statement of Financial Information, attached as Appendix A (limited distribution; on file in City Clerk's Office), for filing with the Ministry of Community Services under the Financial Information Act.

COUNCIL POLICY

There is no applicable Council Policy.

PURPOSE

The Financial Information Act (FIA) requires municipalities to prepare a Statement of Financial Information (SOFI) by June 30 each year to be filed with the Ministry of Community Services. The FIA regulations require the SOFI to be presented to Council for approval and be made available for examination by the public for 3 years after the year reported on.

DISCUSSION

The 2007 SOFI has been prepared in the form and contain information as prescribed by the Lieutenant Governor in Council and has been approved by the Director of Finance as required by legislation.

The 2007 SOFI contains the audited consolidated financial statements that were received and considered by the City Services and Budgets Committee at its meeting on April 17, 2008. In addition to the audited consolidated financial statements, the report contains the following schedules:

- A management report signed by the Director of Finance
- Schedules of Debts and Guarantee and Indemnity Agreements
- Schedule of Remuneration and Expenses (for employees earning over \$75,000 and Council and Board members)
- Schedule of Payments to Suppliers of Goods and Services (over \$25,000).

FINANCIAL IMPLICATIONS

There are no financial implications.

CONCLUSION

The SOFI has been prepared from the financial records of the City in accordance with the FIA and regulations. Approval and filing of the 2007 SOFI will satisfy the City's legislative obligations under the FIA and regulations.

* * * * *



CITY OF VANCOUVER

INCLUDING BOARDS AND COMMISSIONS

BRITISH COLUMBIA

STATEMENT OF FINANCIAL INFORMATION

DECEMBER 31, 2007

- **FINANCIAL STATEMENTS**
- **SCHEDULE OF DEBTS**
- **SCHEDULE OF GUARANTEE AND INDEMNITY AGREEMENTS**
- **SCHEDULE OF REMUNERATION AND EXPENSES**
- **SCHEDULE OF SUPPLIERS FOR GOODS AND SERVICES**

**Published pursuant to the Financial Information Regulations under the
Financial Information Act of British Columbia**

CITY OF VANCOUVER
STATEMENT OF FINANCIAL INFORMATION APPROVAL

The undersigned, as authorized by the Financial Information Regulation, Schedule 1, subsection 9(2), approves all the statements and schedules included in this Statement of Financial Information, produced under the *Financial Information Act*.

A handwritten signature in blue ink that reads "Estelle Lo". The signature is written in a cursive style with a horizontal line above the "E".

Estelle Lo
Director of Finance
April 17, 2008

CITY OF VANCOUVER

DIRECTOR OF FINANCE REPORT

The Financial Statements contained in this Statement of Financial Information under the Financial Information Act have been prepared by management in accordance with generally accepted accounting principles, and the integrity and objectivity of these statements are management's responsibility. Management is also responsible for all the statements and schedules, and for ensuring that this information is consistent, where appropriate, with the information contained in the financial statements.

Management is responsible for implementing and maintaining a system of internal controls to provide reasonable assurance that reliable financial information is produced.

The City's Internal Audit Division has the responsibility for assessing the internal control environment of the City and making observations and recommendations on the effectiveness of management systems and processes. The Internal Audit Division reports to the Internal Audit Management Committee.

The External Auditors, KPMG LLP, conduct an independent examination, in accordance with generally accepted auditing standards, and express their opinion on the financial statements. Their examination does not relate to the other schedules and statements required by the Act. Their examination includes a review and evaluation of the City's system of internal control and appropriate tests and procedures to provide reasonable assurance that the financial statements are presented fairly. The External Auditors present their audit findings to the City's City Services & Budget Standing Committee.

On behalf of the City of Vancouver,



Estelle Lo
Director of Finance
April 17, 2008

TABLE OF CONTENTS

CONSOLIDATED FINANCIAL STATEMENTS	TAB 1
SCHEDULES OF DEBTS AND GUARANTEE AND INDEMNITY AGREEMENTS	
General	1
Local Improvement	3
Schedule of Guarantee and Indemnity Agreements	4
SCHEDULE OF REMUNERATION AND EXPENSES	
Mayor and Councillors	6
Vancouver Board of Parks and Recreation Commissioners	7
Vancouver Police Board Members	8
Employees	9
Severance Agreements	18
PAYMENTS TO SUPPLIERS OF GOODS AND SERVICES	
General	20
Vancouver Public Library Board - Books and Materials	30
Grants	
Cultural	34
Community Services	36
Childcare	37
Other	38

CITY OF VANCOUVER

BRITISH COLUMBIA

ANNUAL FINANCIAL REPORT

2007

TABLE OF CONTENTS

Mayor and Council	1
Officials	2
Boards	3
Financial Statements	
Report of the Director of Finance	4
Auditors' Report	9
Consolidated Statement of Financial Position	10
Consolidated Statement of Financial Activities	11
Consolidated Statement of Cash Flows	12
Notes to Consolidated Financial Statements	13
Auditors' Report	23
Schedules of Financial Activities	
Revenue Fund	24
Capital Fund	25
Capital Financing Fund	26
Sinking Fund	27
Property Endowment Fund	28
Utilities	29

Vancouver City Council



Mayor Sam Sullivan



Suzanne Anton




Elizabeth Ball



David Cadman



Kim Capri



George Chow



Heather Deal



Peter Ladner



B.C. Lee



Raymond Louie



Tim Stevenson

OFFICIALS

Corporate Management Team

City Manager	J. Rogers, M.P.A.
Deputy City Manager	J. L. Andrews, P. Eng.
Deputy City Manager	J. T. Ridge, M.A., M.P.A.
Chief Constable	J. Chu, B.B.A, M.B.A.
Director of Legal Services	F. Connell, LL.B.
City Librarian	P. Whitney, M.L.S.
General Manager of Community Services	J. Forbes-Roberts, B.A. Honours, B.Arch.
Deputy General Manager of Community Services Group	D. McLellan, B.E.S, M.C.I.P.
General Manager of Corporate Services	E. Lo, B. Comm, M.B.A., C.M.A.
General Manager of Engineering Services	T. Timm, P. Eng.
General Manager of Fire and Rescue Services	R. Holdgate
General Manager of Human Resource Services	M. Zora, B.Comm.
General Manager of Parks and Recreation	S.J. Mundick, B.R.I.S., R.D.M.R.
General Manager of Olympic and Paralympic Operations	D. Rudberg, P.Eng.

Financial Services

Director of Finance	E. Lo, B. Comm, M.B.A., C.M.A.
Director of Financial Services	E. Lee, B. Comm, C.A.
Director of Financial Planning and Treasury	K.B. Bayne, B.A., M.Sc. (Bus.)
Manager of Financial Reporting	N. Lok, B. Comm, C.G.A.
Director of Budget Services	A. Klein, B.Comm, M.B.A.

City Clerk

S. Baxter, B.A.

City Auditor
KPMG LLP, Chartered Accountants

Banker
Bank of Montreal

Agents - Worldwide
RBC Dominion Securities Inc.
CIBC World Markets Inc.

Fiscal Agent for Certain Functions
Relating to Eurobond Issues
Royal Bank of Canada, London

Relating to Book Entry Only Issues
Canadian Depository for Securities Ltd.

BOARDS

Vancouver Public Library Board

City Librarian – P. Whitney
J. Andersen – Chair
E. Kazemi – Vice-Chair
L. Bohach – Vice-Chair
C. Hansen, School Board Representative
H. Holden, Parks and Recreation Representative
Councillor E. Ball – Council Liaison
A. Cowan L. Mathison
S. Daub D. Millward
C. Grauer E. Soorany
L. Kuehn

Vancouver Police Board

Chief Constable – J. Chu
Mayor S. Sullivan – Chair
J. Adams P. Marfleet
T. La Liberté D. Parker
M. McNeil G. Wong

Vancouver Civic Theatres Board

Director – R. Ackerman
Directors Emeritus – N. Young
B. McLean – Chair
C. Davies – Vice-Chair
Councillor R. Louie – Council Liaison
M. Davidson B. Noon
K. Heller W. Soobis
L. Kennedy

Board of Parks and Recreation

General Manager – S. Mundick
K. Houghton – Chair
I. Robertson – Vice-Chair
A. De Genova L. Woodcock
S. Herbert M. Zlotnik
H. Holden

Board of School Trustees for School District No. 39 (Vancouver)

Superintendent of Schools – C. Kelly
Secretary-Treasurer – B. Ng
C. Hansen – Chair
C. Gibson – Vice-Chair
A. Blakey D. Lee
K. Denike A. Wong
E. Gregory S. Wong
S. Gregson

Mayor S. Sullivan and Members of Council

It is my pleasure to submit the Consolidated Financial Statements for the City of Vancouver for the year ended December 31, 2007. These financial statements include the financial position and results of operations of the City including its boards and City-owned/controlled corporations.

2007 Financial Highlights

The City continued to maintain a strong financial position in 2007:

- Total assets which comprises of Financial Assets and Physical Assets, increased by \$2.0 billion (20%) to approximately \$12.0 billion. The increase was mainly due to an increase in Capital Assets.
- The cash position including temporary investments, amounted to \$877.7 million compared to \$702.3 million at the end of 2006. The increase of \$175.4 million (25.0%) was mainly due to the issuance of \$125.0 million City of Vancouver debenture in late 2007 and an increase in reserves for specific purposes by \$60.7 million.
- Through tight fiscal control, the City was able to manage expenditures within the Operating Budget envelope ending the year with an excess of revenues over expenditures of \$2.3 million.
- Expenditures on capital works totaled \$191.8 million, compared to \$169.3 million in 2006, a 13.3% increase.
- Total debt outstanding at year end was \$590.4 million (2006 - \$505.9 million), of which \$514.6 million was held externally; the balance of \$75.8 million was held by the Sinking Fund. Of this internally held debt, \$14.8 million is to be recovered from individual property owners through local improvement charges.
- Deferred income increased by \$32.7 million and is mainly comprised of development cost levies which totalled \$105.1 million at year end.
- Reserves set aside for specific purposes increased during 2007 by \$60.7 million to \$399.9 million.
- Work stoppage savings of \$11.8 million was transferred to a reserve to reduce 2008 property taxes as directed by Council.
- Funding of \$2.5 million was provided for future payroll benefit obligations. To date, total funding of \$24.0 million has been provided in reserves to meet increased employment related payments due to anticipated retirement of long term staff over the next 5 to 10 years.

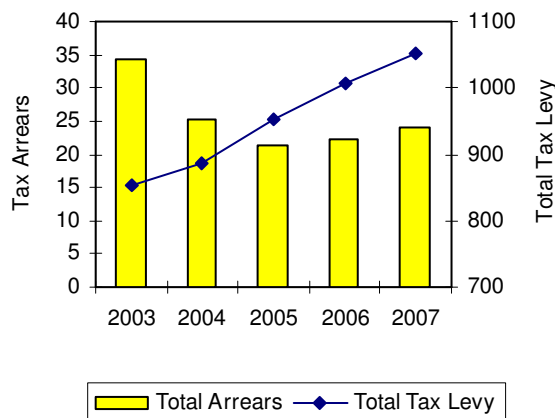
Property Tax Receivable

Property tax collection remained strong. As the chart shows, over the last five years, although tax levies have increased, the total tax arrears have declined from over \$34.3 million in 2003 to \$24.1 million in 2007.

The collection of 2007 property taxes, including those amounts raised for other taxing authorities, amounted to \$1.0 billion, or 98.7% of the total 2007 property taxes levied. During the year, the City also collected \$13.6 million (61.3%) of the \$22.2 million property tax in arrears at the beginning of 2007.

At year end, tax prepayments were \$41.1 million compared to \$35.6 million at the end of 2006, an increase of 15.4%. Enrolment in the City's Tax Instalment Pre-Payment Plan has been increasing since its inception in 1999 and currently there are over 9,100 accounts.

Tax Levy and Arrears (\$Millions)

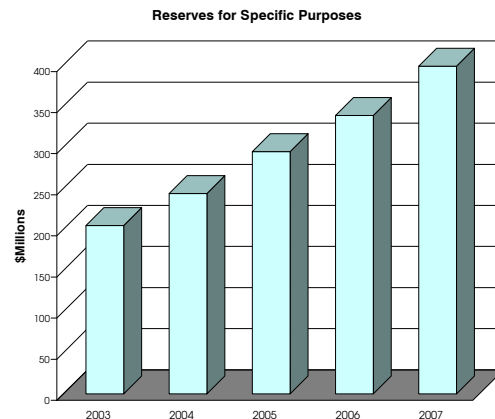


REPORT OF THE DIRECTOR OF FINANCE

Reserves

Under legislative or Council authority, the City has established a number of specific purpose reserves. At the end of 2007, these reserves totalled \$399.9 million, up \$60.7 million over 2006 or a 17.9% increase. The most significant reserve balances and changes were:

- Community Amenity contributions from developers amounted to \$6.6 million and were offset by expenditures of \$3.3 million bringing the total reserve balance to \$47.4 million.
- Future Revenue Fund Budgets Reserve increased by \$11.9 million to \$49.0 million and this includes work stoppage savings of \$11.8 million that will be used to reduce 2008 property taxes.
- Funding for future debt charges of \$10.2 million was transferred into the Future Debt Repayment Reserve bringing the balance to \$17.0 million.
- \$15.0 million of the Olympic Legacy Facilities Reserve was provided by VANOC to assist in the development and post-event conversion of Olympic Venues (Hillcrest Complex and 2 skating rinks).
- The Olympic Legacy Reserve of \$9.1 million was established through a transfer of funds from the Solid Waste Capital Reserve and revenues from the extension of a lease of a City property.
- The Olympic Village Trust Reserve was drawn down by \$15.9 million to fund the development of the Southeast False Creek Olympic Village site leaving the year end balance at \$14.5 million.
- The Plant and Equipment Reserve which funds the long term equipment replacement plan increased by \$3.6 million to \$38.4 million. The reserve is funded by internal equipment charges provided in the Operating and Capital Budgets and in 2007 this amounted to \$19.3 million. Actual expenditures drawn on the reserve were \$15.7 million.
- The Stanley Park Restoration Reserve received \$6.1 million in contributions from the public and the Federal and Provincial governments offset by \$3.0 million expenditures in 2007.
- The Solid Waste Capital Reserve is being accumulated to fund closure and post-closure costs at the City's landfill. During the year the reserve increased by \$4.9 million to \$72.6 million as a result of net income from solid waste operations of \$6.5 million and interest of \$2.7 million less a transfer of \$4.0 million to the Olympic Legacy Reserve.
- Water and Sewer Utility Rate Stabilization Reserves increased by \$4.6 million as a result of surpluses from operations.



Revenue Fund

The Revenue Fund accounts for the general operations for the City. Spending authority and control for the fund are provided by Council through the annual Operating Budget.

The major impact on the City's Revenue Fund was the withdrawal of services by CUPE 15, CUPE 1004, and CUPE 391 for approximately 12 weeks between July and October 2007. Only the Vancouver Police Department and the Fire and Rescue Services Department remained fully operational during this period. This resulted in expenditure savings offset by loss in revenues. As directed by Council, the net savings have been transferred to reserve to reduce 2008 property taxes by \$11.8 million and utility fees by \$3.7 million.

Revenues for the year totalled \$924.1 million and expenditures, debt repayments and transfers amounted to \$921.8 million, resulting in a net income of \$2.3 million. The total fund balance of the Revenue Fund currently stands at \$14.6 million, compared to \$12.3 million in 2006. The following highlights the major changes in revenues and expenditures.

Total operating revenues increased by \$26.6 million from 2006 mainly due to:

- An increase in net taxation revenue of \$25.9 million or 5.1% from \$507.5 million to \$533.4 million. City Council approved a 3.98% increase in the property tax levy in 2007 that generated \$22.0 million in tax revenues (including \$6.5 million from new construction).
- An increase in water utility user fees of \$5.1 million (7.4%) was due to a Council approved rate increase of 6.0% to reflect rising regional water costs, as well as higher metered water consumption in the year.

REPORT OF THE DIRECTOR OF FINANCE

- A decrease in solid waste utility user fees of \$2.4 million (5.8%) mainly due to reduced disposal receipts that occurred as a result of the 2007 work stoppage, partially offset by a Council approved rate increase of 27.0% to yard trimmings fees for the new automated program and higher recyclable revenues.
- An increase in sewer utility user fees of \$2.3 million (7.0%) was due to a Council approved rate increase of 6.4% and growth in metered consumption.
- A decrease in other fees, rates and cost recoveries of \$6.6 million (3.6%) due to a combination of the following:
 - \$13.3 million in reduced revenue during the 2007 work stoppage.
 - Planned theatre closures for renovations, resulting in \$1.5 million reduced rental revenue.
 - \$2.4 million increase in on-street parking revenues due to Council approved increases in rates and expansion of meter zones.
 - \$0.7 million increase in by-law enforcement revenue due to Council approved increase in fine rates.
 - An increase in secondment recoveries of \$1.4 million due to a higher number of police officers being assigned to other agencies.
 - A \$2.9 million increase in developer contributions for amenity bonuses.
- An increase in provincial revenue sharing grants and contributions of \$2.8 million (15.7%) due to the city receiving a larger share of the provincial traffic fine revenue and increased gaming revenue.
- An increase in investment income of \$1.9 million (10.7%) due to higher cash balances, \$0.5 million related to the 2007 work stoppage, and higher interest rates.

Total operating expenditures amounted to \$784.0 million, an increase of \$22.7 million (3.0%). This increase is primarily due to the increase in wages and fringe benefits related to the new employment contracts with the City's bargaining groups which added \$14.2 million to the 2007 expenditures.

Other major areas of change in expenditures were:

- As a result of the 2007 work stoppage, expenditure savings were realized within non-utility operations (\$24.5 million), the Water Utility (\$1.5 million) and the Solid Waste Utility (\$0.9 million). The net savings, after considering loss in revenue, were transferred to reserve to reduce 2008 property taxes by \$11.8 million and utility fees by \$3.7 million (Water Utility \$1.5 million, Solid Waste Utility \$1.8 million and Sewer Utility \$0.4 million) as directed by Council.
- A one time vacation payout incentive offered to city employees as part of the labour negotiations amounting to \$2.6 million.
- An increase of \$5.9 million in the cost of water charged by the Greater Vancouver Water District which increased rates by 19.7%.
- A \$2.2 million increase in the Greater Vancouver Sewerage & Drainage District levy charged to the Sewer Utility due to an increased amount of capital work being carried out by Metro Vancouver.
- A liability accrual for the future cost of closing the landfill of \$15.2 million. A recent detailed design review for the closure of the first phase of the landfill was conducted and the updated costs and timelines were applied to the future liability of closing the entire landfill. The main reasons for the increase include a change in the cover system from soil based to a *geomembrane* (plastic) cover system, which reduces leachate and maximizes landfill gas collection and updates to the landfill gas management in the year 2012.
- Increase in Emergency Communications 911 (E-Comm) of \$4.4 million due to a \$2.8 million one-time loan repayment and increased costs related to new system implementations.
- Police expenditures increased mainly due to filling vacant positions (\$3.0 million), full-year impact of the approval of additional police officers and civilians by Council (\$1.6 million) and increased overtime expenditures related to extra patrols in the Granville Entertainment district, increased response to protests, sporting events and criminal activity (\$2.0 million).

Capital Fund

The Capital Fund accounts for the City's capital expenditures and programs supporting civic infrastructure as well as the related financing. It also holds all properties required for civic use and the related long term debt. Spending authority and control are provided through the annual Capital Budget which in turn is guided by the Three Year Capital Plan approved by Council.

REPORT OF THE DIRECTOR OF FINANCE

The Capital Fund balance increased by \$24.8 million resulting in a negative fund balance of \$0.1 million (2006 – negative fund balance of \$25.0 million). The change is mainly due to:

- \$67.1 million in revenue including \$15.0 million from VANOC for Olympic venues, \$10.2 million from the Federal and Provincial governments for various projects, \$14.2 million in community amenity contributions and development cost levies from developers, \$10.1 million in water and sewer connection fees and \$4.5 million interest revenue and \$4.1 million in cost recoveries.
- \$23.7 million net transfers from reserves and other funds, the most significant being the \$24.8 million transfer from Revenue Fund Operating Budget to fund capital projects.
- \$191.8 million capital expenditures which included:

	\$ Million
• Streets, traffic and safety	41.8
Traffic calming plans, streetlights, signals, sidewalks, Skytrain and Canada Line stations	
• Main sewer construction and sewer abatement projects	22.3
Cambie & Heather, Upper Canoe Creek, Fraser and China Creek basins	
• Water works distribution system	16.2
• Vehicle and equipment purchases	16.4
• Parks, community centres, playing fields, ice rinks	32.4
Sunset Community Centre, Stanley Park restoration, Percy Norman Aquatic Centre, Killarney and Trout Lake skating rinks, Hillcrest Curling centre	
• Construction and capital maintenance of City buildings and systems	41.7
Civic Theatres upgrades, #1 Kingsway, Mountain View Cemetery	
• Technology infrastructure	10.0
Hardware upgrades, Infrastructure Management, Access Vancouver program	
• Daycare, social housing and community services facilities	7.4

In November 2005, the electorate approved borrowing authority of \$170.6 million to finance the maintenance and replacement of existing and construction of new streets, parks and facilities infrastructure as part of the 2006-2008 Capital Plan. Council has also indicated it will approve an additional \$129.3 million in borrowing authority for sewer and water capital expenditures to complete that plan. At year end, Council had allocated \$152.0 million of general plebiscite borrowing authority and \$84.7 million of sewer and water borrowing authority in the Capital Budget. These new borrowing authorities are in addition to approximately \$19.5 million of general borrowing authority remaining from the 2003-2005 Capital Plan. In September 2007 the City issued \$125.0 million, 4.70% Non-callable Sinking Fund Debentures due December 1, 2017 utilizing the balance of the 2003-2005 borrowing authorities and \$105.5 million of the 2006-2008 authorities.

Capital Financing Fund

The Capital Financing Fund (CFF) provides funds for the internal financing of capital projects. \$82.7 million was advanced to the Capital Fund and \$6.3 million to the Property Endowment Fund. The interim financing will be repaid with interest from future operating savings or additional fees and service charges.

The CFF holds the City's Solid Waste Capital Reserve which accumulates funds to meet closure and post closure costs at the City's landfill site. At year end, the balance of the reserve was \$72.6 million. The present liability is calculated based on the ratio of utilization to the total capacity of the landfill site and the discounted value of future estimated cash flows associated with closure and post-closure activities. At year end, the liability amounted to \$40.2 million, with the remaining capacity of 17.9 million tonnes (54.1% of total capacity) to be utilized by 2042.

The CFF also holds the Olympic Village Trust reserve which at year end had a balance of \$14.5 million remaining after expending \$15.9 million on the construction of the Athletes' Village in Southeast False Creek.

Sinking Fund

The Sinking Fund holds the accumulation of annual principal instalments collected through tax levies, together with interest earned to provide for the retirement of principal at maturity. As at December 31, 2007, the Sinking Fund reserve for debt retirement was \$157.4 million.

The Sinking Fund held \$75.8 million of City of Vancouver debentures at year end as investments. \$47.3 million of the reserve for debt retirement relates to internally held debt, with the remaining \$110.1 million reserve set aside for externally held debt.

Property Endowment Fund

The Property Endowment Fund (PEF) accounts for real estate properties not required for civic purposes including non-market housing sites, other residential and commercial properties and parking garages. These properties are generally managed on a commercial basis generating income to benefit current and future citizens.

The PEF had a negative fund balance at year end of \$26.4 million, a decrease of \$17.4 million from 2006 due mainly to significant capital expenditures. Net revenues from parking and property lease and rentals amounted to \$24.7 million. Property sales amounted to \$39.0 million and included the East Fraser lands sale.

In 2007, PEF capital expenditures amounted to \$92.9 million compared to \$59.6 million in 2006. Of this amount, \$50.6 million was spent on the Southeast False Creek redevelopment project, \$3.8 million was spent on parking structures including renovations to the Kerrisdale Parkade. Five properties for non-market housing were purchased for \$27.2 million and a further \$6.4 million was spent on the construction of market rental housing in the #1 Kingsway civic complex.

On an annual basis, \$7.0 million of the net revenue from operations is transferred to the Revenue Fund to support general operations. The PEF also funded \$2.1 million of administrative expenses in the Operating Budget.

Future Accounting and Reporting Changes

As stated in the 2006 Annual Report, the Public Sector Accounting Board (PSAB) standard for the accounting and reporting of tangible capital assets must be adopted for the 2009 financial statements. The new standard will result in significant changes in financial statement presentation requiring capital assets to be recorded at amortized historical cost. The major impact of this for the City will be a reduction in the carrying value of the City's land assets (from assessed values to historical cost) and the recording of depreciation for all depreciable assets.

To ensure compliance, the City is implementing an Infrastructure Management System to assist City departments with inventorying and valuing public works, facilities and parks assets.

PSAB has also issued a standard for Segment Disclosure which requires the reporting of revenues and expenses by segment or function commencing with the 2008 financial statements.

Conclusion

The City of Vancouver has continued to maintain a strong financial position going into 2008. The financial strength of the City reflects the careful attention to prudent financial management provided by Council and staff.

Respectfully submitted,



Estelle Lo
Director of Finance



KPMG LLP
Chartered Accountants
PO Box 10426 777 Dunsmuir Street
Vancouver BC V7Y 1K3
Canada

Telephone (604) 691-3000
Fax (604) 691-3031
Internet www.kpmg.ca

AUDITORS' REPORT TO THE MAYOR AND COUNCILLORS OF THE CITY OF VANCOUVER

We have audited the consolidated statement of financial position of the City of Vancouver (the "City") as at December 31, 2007 and the consolidated statements of financial activities and cash flows for the year then ended. These financial statements are the responsibility of the City's management. Our responsibility is to express an opinion on these financial statements based on our audit.

We conducted our audit in accordance with Canadian generally accepted auditing standards. Those standards require that we plan and perform an audit to obtain reasonable assurance whether the financial statements are free of material misstatement. An audit includes examining, on a test basis, evidence supporting the amounts and disclosures in the financial statements. An audit also includes assessing the accounting principles used and significant estimates made by management, as well as evaluating the overall financial statement presentation.

In our opinion, these consolidated financial statements present fairly, in all material respects, the financial position of the City as at December 31, 2007 and the results of its operations and its cash flows for the year then ended in accordance with Canadian generally accepted accounting principles. As required by the Vancouver Charter, we report that, in our opinion, these principles have been applied, to the consolidated financial statements, on a basis consistent with that of the preceding year.

Chartered Accountants

Vancouver, Canada

March 28, 2008

KPMG LLP, a Canadian limited liability partnership is the Canadian member firm of KPMG International, a Swiss cooperative.

CITY OF VANCOUVER
Consolidated Statement of Financial Position
As at December 31
(\$000s)

	2007	2006
FINANCIAL ASSETS		
Cash (Note 2)	\$ 71,437	\$ 71,528
Temporary investments (Note 2)	806,267	630,783
Accounts receivable and accrued interest (Note 3)	72,064	71,960
Local improvement receivable	13,536	15,432
Property taxes receivable	24,059	22,238
Lease agreement receivable (Note 10(f))	54,296	56,225
	1,041,659	868,166
LIABILITIES		
Accounts payable and accrued liabilities (Note 3)	360,292	300,899
Mortgage and loan agreements (Note 10(f))	63,403	66,923
Long term debt (Note 6)	514,586	428,631
Deferred income and development cost levies	106,429	73,692
	1,044,710	870,145
NET DEBT	(3,051)	(1,979)
PHYSICAL ASSETS		
Inventory	15,306	13,807
Capital assets (Note 4)	10,953,893	9,096,785
	10,969,199	9,110,592
NET ASSETS	\$ 10,966,148	\$ 9,108,613
MUNICIPAL EQUITY		
Equity in capital assets (Note 5)	\$ 10,425,188	\$ 8,652,316
Reserve for debt retirement (Note 6)	110,136	92,621
Reserves (Note 7)	399,893	339,149
Fund balances (Note 8)	157,154	132,240
Obligations to be funded from future revenue (Note 9)	(126,223)	(107,713)
	\$ 10,966,148	\$ 9,108,613

Contingencies and commitments (Note 10)
See accompanying Notes to Consolidated Financial Statements

CITY OF VANCOUVER
Consolidated Statement of Financial Activities
Years ended December 31
(\$000s)

	2007	2006
REVENUE		
Property taxes, penalties and interest	\$ 533,377	\$ 507,511
Water fees	73,950	68,859
Solid waste fees	40,388	42,790
Sewer fees	35,505	33,185
Other fees, rates and cost recoveries	308,145	313,227
Revenue sharing, grants and contributions	28,332	18,586
Investment income	33,062	30,079
Rental and lease income	44,654	43,020
Sale of property	38,976	8,055
	1,136,389	1,065,312
EXPENDITURES		
General government	128,654	117,564
Police protection	189,268	178,991
Fire protection	96,465	81,220
Engineering	158,368	170,675
Water utility	70,418	69,832
Solid waste	46,569	45,316
Sewer utility	71,977	80,029
Planning and development	57,993	63,853
Recreation and parks	164,887	160,085
Community and cultural services	151,364	92,943
	1,135,963	1,060,508
NET REVENUE	426	4,804
DEBT, TRANSFERS AND OTHER		
Debt		
Principal repayments	(40,763)	(139,072)
New issues	125,000	-
Net transfers (to) from reserves	(78,259)	30,922
Change in obligations to be funded from future revenue	18,510	894
	24,488	(107,256)
CHANGE IN FUND BALANCES	24,914	(102,452)
FUND BALANCES (Note 8)		
Beginning of year	132,240	234,692
End of year	\$ 157,154	\$ 132,240

See accompanying Notes to Consolidated Financial Statements

CITY OF VANCOUVER
Consolidated Statement of Cash Flows
Years ended December 31
(\$000s)

	2007	2006
CASH PROVIDED BY (USED IN):		
Operations		
Net revenue	\$ 426	\$ 4,804
Change in non-cash items	90,729	45,042
	91,155	49,846
Financing		
Debt issued	125,000	-
Debt repayments	(40,763)	(139,072)
	84,237	(139,072)
Investing		
Net (purchase) sale of temporary investments	(175,483)	89,647
	(91)	421
NET INCREASE (DECREASE) IN CASH	(91)	421
CASH		
Beginning of year	71,528	71,107
End of year	\$ 71,437	\$ 71,528

See accompanying Notes to Consolidated Financial Statements.

NOTES TO CONSOLIDATED FINANCIAL STATEMENTS (000's)
Year Ended December 31, 2007

The City of Vancouver was incorporated in 1886 and is governed by the Vancouver Charter, a private bill consented to by the Legislative Assembly of the Province of British Columbia.

1. SIGNIFICANT ACCOUNTING POLICIES

(a) Basis of Presentation

The consolidated financial statements of the City have been prepared, in all material respects, in accordance with Canadian generally accepted accounting principles for local governments as recommended by the Public Sector Accounting Board (PSAB) of the Canadian Institute of Chartered Accountants (CICA).

(b) Reporting Entity

The consolidated financial statements reflect the assets, liabilities, revenue, expenditures, and changes in fund balances of all funds of the reporting entity. The reporting entity is comprised of all the organizations that are accountable for the administration of their financial affairs and resources to Council and that are owned or controlled by the City. Inter-fund and inter-corporate balances and transactions have been eliminated. The entities included are as follows:

Outside Boards

Parks & Recreation	Vancouver Police
Vancouver Public Library	Vancouver Civic Theatres

Owned/Controlled Entities

Hastings Institute Inc.	Vancouver Civic Development Corporation
Harbour Park Development Ltd.	City of Vancouver Public Housing Corporation
Parking Corporation of Vancouver	Pacific National Exhibition

Also included in these statements are certain assets owned by the City that are managed by the following organizations:

Vancouver Art Gallery Society	H.R. MacMillan Space Centre
Vancouver Museum	Vancouver Maritime Museum

(c) Fund Accounting

The resources and operations of the City are comprised of the funds listed below. Supporting schedules to the consolidated financial statements are included to show the financial activities and balance of each fund.

Capital

Accounts for capital expenditures supporting civic infrastructure and holds all properties required for civic use and the related long term debt.

Revenue

Accounts for revenue and expenditures for the general operations of the City including sewer, solid waste and water utilities.

Property Endowment

Accounts for properties not required for civic use which are leased to third parties, or held for, or are being developed for resale or lease.

Sinking

Accounts for the accumulation of instalments generated from tax levies in accordance with the actuarial requirements for the retirement of sinking fund debt at maturity.

Capital Financing

Accounts for funds designated for the financing of capital works, for the acquisition of the City's debentures and for funds set aside for the City's solid waste disposal program.

1. SIGNIFICANT ACCOUNTING POLICIES - continued

(d) Basis of Accounting

- (i) Revenue is recorded in the period in which the transactions or events that gave rise to the revenue occur. Amounts that have been received in advance of services being rendered are recorded as deferred revenue until the City discharges the obligations that led to the collection of funds.
- (ii) Expenditures are recorded in the period in which the goods or services are acquired and a liability is incurred.
- (iii) Inventory of supplies and materials are valued at cost with allowances made for obsolete stock. Cost is determined on a moving average basis.
- (iv) The preparation of financial statements in accordance with Canadian generally accepted accounting principles requires management to make estimates and assumptions that affect the reported amounts of assets and liabilities, the disclosure of contingent assets and liabilities and the reported amounts of revenue and expenditures during the reporting period. Actual results will depend on future economic events and could differ from the estimates. Adjustments, if any, will be reflected in the period of settlement or upon a change in the estimate.

(e) Capital Assets

(i) Capital Fund (for civic use)

Capital assets purchased or constructed and work-in-progress are reported as capital expenditures in the period the expenditures are incurred. Government contributions for the acquisition of capital assets are reported as capital revenue and do not reduce the related capital costs.

Capital assets are recorded in the Capital Fund on the following basis:

Land - At 'actual' value for assessment purposes as determined annually by the B.C. Assessment Authority

Waterworks and engineering assets – At cost less accumulated depreciation. Depreciation is provided at varying rates determined by the City Engineer and is reflected as a reduction in the City's equity in capital assets.

Buildings - at cost.

Plant and equipment - at cost.

Artworks and artifacts - at estimated and/or insured values.

(ii) Property Endowment Fund (for sale or lease)

Capital assets are recorded in the Property Endowment Fund on the following basis:

Land - At 'actual' value for assessment purposes as determined annually by the B.C. Assessment Authority. The development costs incurred are charged against equity to reflect their contribution to the increases in the 'actual' value of land.

Buildings - At cost less accumulated depreciation of \$53.9 million (2006 - \$47.6 million). Depreciation is charged against Equity in Capital Assets on a 5% straight-line basis on the buildings on parking sites, and on a 5% declining balance basis on leased buildings.

Equipment - At cost less accumulated depreciation of \$4.6 million (2006 - \$3.8 million). Depreciation is calculated on a 30% declining balance basis and is charged to Equity in Capital Assets.

Property subject to sale option - At option price. The land parcel is subject to purchase by the lessee at a minimum value of \$8.4 million (with an expiry date of January 31, 2015).

(f) Reserves for Future Expenditures

Reserves are established at the discretion of Council to set aside funds for future operating and capital expenditures. Transfers to and from reserves are reflected as an adjustment to the respective fund.

(g) Comparative Figures

Certain of the 2006 figures have been reclassified to conform to current year presentation.

NOTES TO CONSOLIDATED FINANCIAL STATEMENTS (000's) CONTINUED
Year Ended December 31, 2007

2. CASH AND TEMPORARY INVESTMENTS

Cash includes short-term investments with maturity dates within 90 days of acquisition. Temporary investments are comprised of money market instruments, term deposits, bankers acceptances and federal and provincial bonds with maturity dates greater than 90 days after acquisition. Investments are recorded at cost, adjusted for amortization of premiums or discounts.

	<u>2007</u>	<u>2006</u>
Cash	\$ 24,057	\$ 9,119
Short-term investments (Maturity date within 90 days)	47,380	62,409
	<u>71,437</u>	<u>71,528</u>
Temporary investments (Maturity date greater than 90 days)	806,267	630,783
Total cash and investments	<u>\$ 877,704</u>	<u>\$ 702,311</u>
Market Value of total cash and investments	<u>\$ 886,679</u>	<u>\$ 711,105</u>

3. ACCOUNTS RECEIVABLE AND ACCOUNTS PAYABLE

	<u>2007</u>	<u>2006</u>
Accounts receivable and accrued interest		
Accrued interest	\$ 11,233	\$ 11,737
Utility receivables	18,594	18,412
Employee advances	2,521	2,723
Rental and lease receivables	1,557	5,589
Trade and other receivables	39,947	40,433
	<u>73,852</u>	<u>78,894</u>
Allowance for doubtful accounts	<u>(1,788)</u>	<u>(6,934)</u>
	<u>\$ 72,064</u>	<u>\$ 71,960</u>
Accounts payable and accrued liabilities		
Payroll liabilities	\$ 43,369	\$ 35,138
Advance deposits and receipts	99,563	93,587
Future obligations (Note 9)	126,223	107,713
Trade and other liabilities	91,137	64,461
	<u>\$ 360,292</u>	<u>\$ 300,899</u>

NOTES TO CONSOLIDATED FINANCIAL STATEMENTS (000's) CONTINUED
Year Ended December 31, 2007

4. CAPITAL ASSETS

	Capital Fund	Property Endowment Fund	2007 Total	2006 Total
Land	\$ 5,945,864	\$ 2,464,554	\$ 8,410,418	\$ 6,725,234
Buildings	516,295	132,453	648,748	580,842
Property subject to sale option	-	8,365	8,365	8,365
Leasehold interests	25,533	3,330	28,863	28,913
Engineering assets	957,492	-	957,492	935,481
Waterworks	328,491	-	328,491	324,246
Assets under construction	40	89,936	89,976	39,385
Plant, equipment, artworks and artifacts	459,210	2,450	461,660	435,408
	<u>\$ 8,232,925</u>	<u>\$ 2,701,088</u>	10,934,013	9,077,874
City of Vancouver Public Housing Corporation			9,365	10,055
Pacific National Exhibition			10,515	8,856
Total			<u>\$ 10,953,893</u>	<u>\$ 9,096,785</u>

The City's assets are recorded in accordance with the Capital Assets accounting policies outlined in Note 1(e). The City is in the process of revising its accounting policies and developing new systems and procedures related to its Tangible Capital Assets in order to comply with PSAB Standard 3150 by December 31, 2009.

5. EQUITY IN CAPITAL ASSETS

	2007	2006
Capital expenditures	\$ 287,636	\$ 230,446
Debt issued	(125,000)	-
Debt principal repayments	40,764	139,071
Disposals	(10,703)	(3,362)
Depreciation	(55,340)	(52,987)
Increase in assessed values	1,642,439	749,132
Capital grants	(6,924)	(7,418)
Change in equity in capital assets	<u>1,772,872</u>	<u>1,054,882</u>
Balance, beginning of year	8,652,316	7,597,434
Balance, end of year	<u>\$ 10,425,188</u>	<u>\$ 8,652,316</u>

NOTES TO CONSOLIDATED FINANCIAL STATEMENTS (000's) CONTINUED
Year Ended December 31, 2007

6. LONG TERM DEBT

Debenture debt is shown at its face amount. The City does not carry debt issued by other organizations.

Maturing In	General *	Local Improvements	Total
2008	\$ 30,220	\$ 2,122	\$ 32,342
2009	171,538	1,910	173,448
2010	34,005	1,718	35,723
2011	114,504	1,557	116,061
2012	36,160	1,410	37,570
Thereafter	189,198	6,033	195,231
Total	575,625	14,750	590,375
Internally held	(61,039)	(14,750)	(75,789)
Net external debt	<u>\$ 514,586</u>	<u>\$ -</u>	<u>\$ 514,586</u>

* General including Waterworks

The rates of interest payable on the principal amount of the debentures range from 3.3% to 9.5% per annum. The weighted average interest rate on total debt to maturity is 4.73%. Total interest paid in 2007 on externally held debt amounted to \$22.1 million (2006 - \$30.1 million). All debentures are payable in Canadian funds.

Reserve for debt retirement at December 31, 2007 amounted to \$110.1 million (2006 - \$92.6 million).

7. RESERVES

These amounts are set aside by Council resolution for specific purposes:

	2006	Change During Year	2007
Affordable Housing	\$ 7,324	\$ (3,276)	\$ 4,048
Art Gallery Operations	4,072	11	4,083
Capital Facilities	1,152	(199)	953
Childcare Endowment	6,026	724	6,750
Community Amenities	44,129	3,302	47,431
Cultural Precinct	5,144	(121)	5,023
Emerging Neighbourhood	4,601	1,495	6,096
Future Revenue Fund Budgets	37,021	11,946	48,967
Future Debt Repayment	6,801	10,237	17,038
Hastings Park	4,083	1,113	5,196
Library	4,588	1,346	5,934
Mortgage Debenture Retirement	5,714	(43)	5,671
Olympic Village Trust	30,410	(15,943)	14,467
Olympic Legacy	-	9,068	9,068
Olympic Legacy Facilities	-	15,502	15,502
Outstanding Commitments	11,726	3,619	15,345
Pacific National Exhibition	2,126	(434)	1,692
Park Board	3,676	(625)	3,051
Parking Sites	1,016	1,751	2,767
Plant and Equipment	34,823	3,604	38,427
Public Art	5,122	1,137	6,259
Self-insurance	18,753	736	19,489
Solid Waste Capital	67,727	4,876	72,603
Stanley Park Restoration	2,000	3,464	5,464
Water and Sewer Utility Rate Stabilization	24,432	4,637	29,069
Other	6,683	2,817	9,500
	<u>\$ 339,149</u>	<u>\$ 60,744</u>	<u>\$ 399,893</u>

NOTES TO CONSOLIDATED FINANCIAL STATEMENTS (000's) CONTINUED
Year Ended December 31, 2007

8. FUND BALANCES

	2006	Change During Year	2007
Revenue Fund	\$ 12,278	\$ 2,276	\$ 14,554
Capital Fund	(24,980)	24,843	(137)
Capital Financing Fund	185,368	8,962	194,330
Sinking Fund	309	102	411
Property Endowment Fund	(8,948)	(17,403)	(26,351)
Harbour Park Development Ltd.	17	(1)	16
Vancouver Civic Development Corp.	9,612	414	10,026
Hastings Institute Inc.	185	38	223
Pacific National Exhibition	(2,265)	(2,715)	(4,980)
City of Vancouver Public Housing Corporation	(197)	(85)	(282)
	<u>171,379</u>	<u>16,431</u>	<u>187,810</u>
Elimination for internally-held debt on consolidation	(39,139)	8,483	(30,656)
	<u>\$ 132,240</u>	<u>\$ 24,914</u>	<u>\$ 157,154</u>

9. OBLIGATIONS TO BE FUNDED FROM FUTURE REVENUE

The following amounts are included in Accounts payable and accrued liabilities:

	2007	2006
Deferred payroll costs	\$ 80,267	\$ 77,270
Accrued interest on long term debt	5,753	5,477
Landfill closure and post-closure	40,203	24,966
	<u>\$ 126,223</u>	<u>\$ 107,713</u>

(a) Deferred Payroll Costs

Employees are entitled to earned benefits related to non-vested accumulating sick leave, sick leave gratuity and full vacation entitlement at retirement. Employees may also defer current vacation entitlements. The liability and expense for these post-employment benefits and compensated absences is recognized in the financial statements in the period in which employees render services and on the basis that the benefits are expected to be provided when the employees are no longer providing active service.

As well, certain employees are entitled to income continuation benefits under long term disability plans. The City recognizes a liability and expense for these post-employment benefits in the period when the event occurs that obligates the City to provide the benefit.

The liabilities reported in 2007 are based on an actuarial valuation as at December 31, 2003 using the following valuation assumptions:

	2007	2006
Discount rate	4.70%	4.70%
Inflation rate	2.00%	2.00%
Rate of compensation increase	3.08% to 5.00%	3.08% to 5.00%

Employee benefit liabilities as at December 31 are as follows:

	2007	2006
Sick leave gratuity	\$ 23,207	\$ 21,231
Deferred vacation	13,124	12,601
Non-vested accumulating sick leave	25,351	23,011
Long term disability	8,606	9,884
Other post-employment benefits	13,807	12,852
	<u>84,095</u>	<u>79,579</u>
Unamortized actuarial gain (loss)	(3,828)	(2,309)
	<u>\$ 80,267</u>	<u>\$ 77,270</u>

NOTES TO CONSOLIDATED FINANCIAL STATEMENTS (000's) CONTINUED
Year Ended December 31, 2007

9. OBLIGATIONS TO BE FUNDED FROM FUTURE REVENUE - continued

(a) Deferred Payroll Costs - continued

The continuity of the City's employee benefit liabilities are as follows:

	2007	2006
Beginning of year	\$ 77,270	\$ 71,692
Current service cost	6,684	9,029
Interest cost	3,721	3,427
Amortization of actuarial gain	221	356
Actual benefits paid	(7,629)	(7,234)
End of year	<u>\$ 80,267</u>	<u>\$ 77,270</u>

The City manages the payment of these future payroll obligations as they come due in the current Operating Budget. The City has also provided funding of \$24.0 million (\$21.5 million in 2006) in a reserve.

(b) Landfill Closure and Post-Closure Costs

The City has agreed with the Ministry of Environment Lands and Parks to assume certain obligations in order to obtain the Operating Certificate for its landfill site. Those obligations include closure and post-closure liability. The present value of the City's estimated future liability for these expenditures is recognized as the landfill site's capacity is used and the reported liability of \$40.2 million (2006 - \$25.0 million) represents the portion of the estimated total expenditure recognized as at December 31, 2007. This liability and annual expenditure is calculated based on the ratio of utilization to total capacity of the site and the discounted estimated future cash flows associated with closure and post-closure activities. The discount rate of 4.70% was unchanged from 2006.

The reported liability is based on estimates and assumptions with respect to events extending over the remaining life of the landfill. The landfill site is expected to reach its capacity in 2042 and at year end the estimate of the remaining capacity is 17.9 million tonnes, which is 54.1% of the site's total capacity. At December 31, 2007, the discounted future cash flows for closure and post-closure cost is estimated at \$109.9 million (2006 - \$64.7 million) and reflects increased costs for an improved environmental cover for the site.

In accordance with an agreement between the City and the Greater Vancouver Sewerage and Drainage District, the City is responsible for 80% of the overall liability for closure and post-closure costs. The City has provided a reserve to fund future landfill capital expenditure and waste diversion programs with a balance as at December 31, 2007 of \$72.6 million (2006 - \$67.7 million).

10. CONTINGENCIES AND COMMITMENTS

(a) Contingent Liability and Commitment

The City is contingently liable in respect of debentures of the Greater Vancouver Water District, the Greater Vancouver Sewerage and Drainage District and the Greater Vancouver Regional District.

The City is a shareholder and member of E-Comm, whose services include: regional 911 call centre for the Greater Vancouver Regional District, Wide Area Radio emergency communications network, dispatch operations and records management. The City holds 2 Class A shares (of a total 23 Class A and 25 Class B shares issued and outstanding at December 31, 2007). As a Class A shareholder, the City is committed to paying levies for services received under a cost-sharing formula to fund operating and capital costs of the E-Comm operations. In addition, the City is contingently liable to cover its proportionate share of such costs should any member be unable to fulfill its funding obligations. Annual levy amounts fluctuate based on various factors under the cost-sharing formula, and amounted to \$18.6 million during the year (2006 - \$16.4 million).

(b) Collection of Taxes on Behalf of Other Taxing Authorities

The City is obligated to collect and transmit the tax levies of the following bodies. Such levies are not included in the revenue of the City.

Provincial Government – Schools	British Columbia Assessment Authority
Greater Vancouver Regional District	Municipal Finance Authority
Greater Vancouver Transportation Authority	

10. CONTINGENCIES AND COMMITMENTS - Continued

(c) Municipal Pension Plan

The City and its employees contribute to the Municipal Pension Plan (the Plan), a jointly trusted pension plan. The Board of Trustees, representing plan members and employers, is responsible for overseeing the management of the Plan, including investment of the assets and administration of benefits. The Plan is a multi-employer contributory defined benefit pension plan with about 144,000 active members and approximately 51,000 retired members. Active members include approximately 35,000 contributors from local governments.

Every three years an actuarial valuation is performed to assess the financial position of the Plan and the adequacy of plan funding. The most recent valuation as at December 31, 2006 indicated a surplus of \$438.0 million for basic pension benefits. The next valuation will be as at December 31, 2009 with results available in 2010. The actuary does not attribute portions of the surplus to individual employers. The City paid \$40.4 million during 2007 (2006 - \$40.5 million) for employer contributions to the Plan. Employee contributions during 2007 amounted to \$29.5 million (2006 - \$31.0 million).

(d) Contingent Legal Liabilities

As at December 31, 2007, there were various legal claims pending against the City arising in the ordinary course of its operations. The City has made provision for certain uninsured claims in its self-insurance liability reserve, but has made no specific provision for those where the outcome is presently indeterminable.

(e) Property Assessment Appeals

As at December 31, 2007, there were various assessment appeals pending with respect to properties. The outcome of those appeals may result in adjustments to property taxes receivable for the current and prior years. The City makes an annual provision against property taxes receivable for the impact of appeals including specific provision where the results of an appeal are reasonably determinable and general provision for those where the outcome is presently indeterminable.

(f) Mortgage and Lease Agreements

Principal payments on mortgages over the next 5 years and thereafter are as follows:

2008	\$	9,477
2009		2,835
2010		2,667
2011		3,547
2012		3,077
Thereafter		41,800
	\$	<u>63,403</u>

Outstanding mortgages include:

- \$9.7 million (2006 - \$10.1 million) in mortgages payable to Canada Mortgage and Housing Corporation for 5 non-market housing projects. Interest rates range from 4.12 % to 8.0% with maturity dates from June 1, 2008 to December 1, 2027.
- \$49.3 million on the Library Square Project due on January 14, 2021. Interest at 9.875% per annum is compounded semi-annually with monthly repayments of principal and interest. The mortgage is secured by a first charge on the land and any proceeds from the sale of the land on which the office building is situated, the office building and any improvements to it including machinery, plant and equipment, and any proceeds on the lease of the office building.

The City has executed a 25-year lease of the Library Square office building to the Federal Government which commenced April 30, 1995. Annual lease payments of \$6.7 million will fully offset mortgage principal and interest payments. The lease provides options for the Federal Government to purchase the office building at the end of the 10th and 20th years and at the end of the lease term. The balance of the lease receivable is \$47.9 million (2006 - \$49.8 million).

In 2006, the City executed a \$6.4 million no-interest take-back mortgage on the sale of the former Woodward's site to a developer. The terms provide for discharge and forgiveness of the mortgage upon the developer's conveyance to the City of an air space parcel by January 1, 2010.

10. CONTINGENCIES AND COMMITMENTS - Continued

(g) Loan Guarantee

The City has guaranteed a \$12.0 million line of credit for the Pacific National Exhibition effective January 1, 2008 for a period of one year.

(h) Property Acquisition

On March 9, 2005, Council approved a 4-year agreement for the City to act as a backup to a property acquisition. The agreement commits the City to purchase the property from the original purchaser at the original purchase price of \$24.5 million plus up to \$5.0 million for site development and remediation costs, if for any reason the original purchaser is unable to proceed with their proposed development.

(i) 2nd Avenue Canada Line Station

The City has entered into an agreement with CLCL for the design and construction of the 2nd Avenue Canada Line station for \$28.9 million. The City received a contribution of \$7.8 million from the Province of British Columbia toward this project. Payments totalling \$21.8 million have been made to date with a final payment of \$7.1 million to be made in 2008.

(j) Southeast False Creek and Olympic Village Development

The City has entered into a lease, development and sale agreement (the "Agreement") with Millennium Southeast False Creek Properties Ltd ("Millennium") to develop the City's properties in Southeast False Creek Area 2A. The development will be used by the City and the Vancouver Olympic Organizing Committee for the 2010 Olympic and Paralympic Winter Games Athletes' Village. Under the Agreement, Millennium is required to construct market housing and commercial space (the "Market Project") on several parcels (the "Development Parcels"). In addition, Millennium is required to design and construct at the City's cost non-market housing buildings and a civic centre on parcels to be retained by the City. Millennium has provided the City with a deposit of approximately \$29.0 million as security for its obligations to the City under the Agreement. This deposit will be credited against the purchase price of the land related to the Development Parcels of approximately \$200.0 million (the "Purchase Price") following the 2010 Winter Games.

In order to facilitate the completion of the Market Project in time for the 2010 Winter Games, the City (as landlord under the ground lease portion of the Agreement) has provided security to the Market Project lender for complete construction financing (the "Loan") that is in addition to the security provided by Millennium. The City has: provided a Completion Guarantee which obligates it to complete the Market Project in time for the 2010 Winter Games should Millennium be unable to complete; has subordinated the balance of the Purchase Price (approximately \$170.0 million); and, has provided a Payment Guarantee of up to \$190.0 million (plus interest and expenses) should Millennium be unable to fulfill its obligations to the Market Project Lender. The City's obligations and rights associated with this security extend until the Loan is repaid.

As the City's guarantees are in addition to those provided by Millennium, the exposure of the City is primarily dependent on the extent to which the marketing of the Market Project is successful prior to the due date of the Loan. In the case of a default, it is expected that the City will assume the completion of the Market Project and become responsible for repaying the Loan. The City's exposure in these circumstances is secured by guarantees and other rights provided to the City by Millennium including corporate and personal guarantees and the transfer of all interests in the Market Project.

NOTES TO CONSOLIDATED FINANCIAL STATEMENTS (000's) CONTINUED
Year Ended December 31, 2007

11. TRUST FUNDS

Certain assets have been conveyed or assigned to the City to be administered as directed by agreement or statute. The City holds the assets for the benefit of, and stands in fiduciary relationship to, the beneficiary. The following trust funds and assets are excluded from the City's financial statements:

	<u>2007</u>	<u>2006</u>
Vancouver Agreement	\$ 5,848	\$ 9,183
Cemetery Perpetual Care	3,238	3,097
Atrium	321	308
General	332	319
	<u>\$ 9,739</u>	<u>\$ 12,907</u>

The Vancouver Agreement is an urban development agreement between the Governments of Canada, British Columbia and the City to facilitate sustainable economic, social and community development in the City.

12. EXPENDITURES BY OBJECT

	<u>2007</u>	<u>2006</u>
Wages, salaries and benefits	\$ 531,073	\$ 545,479
Contract services	190,343	129,278
Supplies, material and equipment	392,491	355,684
Debt charges	22,056	30,067
	<u>\$ 1,135,963</u>	<u>\$ 1,060,508</u>



KPMG LLP
Chartered Accountants
PO Box 10426 777 Dunsmuir Street
Vancouver BC V7Y 1K3
Canada

Telephone (604) 691-3000
Fax (604) 691-3031
Internet www.kpmg.ca

AUDITORS' REPORT TO THE MAYOR AND COUNCILLORS OF THE CITY OF VANCOUVER

We have audited and reported separately herein on the consolidated financial statements of the City of Vancouver as at and for the year ended December 31, 2007.

Our audit was conducted for the purpose of forming an opinion on the consolidated financial statements of the City taken as a whole. The current year's supplementary information included in the following Schedules of Financial Activities of the Revenue Fund, Capital Fund, Capital Financing Fund, Sinking Fund, Property Endowment Fund and Utilities is presented for the purposes of additional analysis and is not a required part of the consolidated financial statements. Such supplementary information has been subjected to the auditing procedures applied in the audit of the consolidated financial statements and, in our opinion, is fairly stated in all material respects in relation to the consolidated financial statements taken as a whole.

Chartered Accountants

Vancouver, Canada

March 28, 2008

KPMG LLP, a Canadian limited liability partnership is the Canadian member firm of KPMG International, a Swiss cooperative.

CITY OF VANCOUVER
Revenue Fund
Schedule of Financial Activities
Years ended December 31
(\$000s)

	<u>2007</u> <u>Budget</u>	<u>2007</u>	<u>2006</u>
REVENUE			
Property taxes, penalties and interest	\$ 533,908	\$ 533,377	\$ 507,511
Water fees	74,252	73,950	68,859
Solid waste fees	42,878	40,388	42,790
Sewer fees	35,721	35,505	33,185
Other fees, rates and cost recoveries	175,803	179,608	186,239
Revenue sharing, grants and contributions	17,938	20,847	18,020
Investment income	13,850	19,403	17,525
Rental and lease income	20,452	21,023	23,338
	<u>914,802</u>	<u>924,101</u>	<u>897,467</u>
EXPENDITURES			
General government	94,504	105,150	82,393
Police protection	181,896	186,373	175,935
Fire protection	82,487	83,947	79,875
Engineering	69,857	65,876	67,464
Water utility	59,199	55,396	50,112
Solid waste	33,424	45,420	38,706
Sewer utility	53,052	50,879	50,251
Planning and development	61,926	57,993	63,853
Recreation and parks	89,859	75,935	88,883
Community and cultural services	66,652	57,038	63,790
	<u>792,856</u>	<u>784,007</u>	<u>761,262</u>
NET REVENUE	<u>121,946</u>	<u>140,094</u>	<u>136,205</u>
DEBT, TRANSFERS AND OTHER			
Debt principal repayments	(41,322)	(41,323)	(39,874)
Transfers			
Net transfers to other funds	(49,843)	(61,869)	(67,473)
Net transfers to reserves	(30,781)	(53,072)	(27,824)
Change in obligations to be funded from future revenue	-	18,446	810
	<u>(121,946)</u>	<u>(137,818)</u>	<u>(134,361)</u>
CHANGE IN FUND BALANCE	-	2,276	1,844
FUND BALANCE			
Beginning of year	<u>12,278</u>	<u>12,278</u>	<u>10,434</u>
End of year	<u>\$ 12,278</u>	<u>\$ 14,554</u>	<u>\$ 12,278</u>

CITY OF VANCOUVER
Capital Fund
Schedule of Financial Activities
Years ended December 31
(\$000s)

	<u>2007</u>	<u>2006</u>
REVENUE		
Fees, charges and recoveries	\$ 59,628	\$ 58,808
Grants and contributions	7,485	566
Property sale	(24)	7,785
	<u>67,089</u>	<u>67,159</u>
EXPENDITURES		
Capital expenditures		
General government	11,878	9,214
Police protection	2,895	3,056
Fire protection	12,518	1,345
Engineering	50,609	53,644
Water utility	16,202	20,900
Solid waste utility	1,149	6,610
Sewer utility	22,278	30,958
Recreation and parks	32,664	26,200
Community and cultural services	41,625	17,372
	<u>191,818</u>	<u>169,299</u>
NET EXPENDITURES	<u>(124,729)</u>	<u>(102,140)</u>
DEBT AND TRANSFERS		
Debt issued	125,840	573
Transfers		
Net transfers to reserves	(15,486)	(15,539)
Net transfers from other funds	39,218	40,106
	<u>149,572</u>	<u>25,140</u>
CHANGE IN FUND BALANCE	24,843	(77,000)
FUND BALANCE		
Beginning of year	<u>(24,980)</u>	<u>52,020</u>
End of year	<u>\$ (137)</u>	<u>\$ (24,980)</u>

CITY OF VANCOUVER
Capital Financing Fund
Schedule of Financial Activities
Years ended December 31
(\$000s)

	2007	2006
REVENUE		
Investment income	\$ 9,585	\$ 9,268
TRANSFERS		
Net transfer (to) from other funds	(11,690)	5,449
Net transfer (to) from reserves	11,067	(6,957)
	(623)	(1,508)
CHANGE IN FUND BALANCE	8,962	7,760
FUND BALANCE		
Beginning of year	185,368	177,608
End of year	\$ 194,330	\$ 185,368

CITY OF VANCOUVER
Sinking Fund
Schedule of Financial Activities
Years ended December 31
(\$000s)

	2007	2006
REVENUE AND EXPENDITURES		
Investment income	\$ 7,564	\$ 6,442
Administration expenses	68	70
	7,496	6,372
DEBT AND TRANSFERS		
Debt repayments	(40)	(100,038)
Transfers		
Net transfer from Revenue Fund	17,142	25,381
Net transfer (to) from reserves	(24,496)	68,594
	(7,394)	(6,063)
CHANGE IN FUND BALANCE	102	309
FUND BALANCE		
Beginning of year	309	-
End of year	\$ 411	\$ 309

CITY OF VANCOUVER
Property Endowment Fund
Schedule of Financial Activities
Years ended December 31
(\$000s)

	<u>2007</u>			<u>2006</u>
	<u>Revenue</u>	<u>Expenses</u>	<u>Net</u>	<u>Net</u>
OPERATIONS				
Rental and leases	\$ 22,218	\$ 5,718	\$ 16,500	\$ 7,974
Parking	20,518	12,828	7,690	5,682
Water moorage	1,011	476	535	449
	<u>\$ 43,747</u>	<u>\$ 19,022</u>	24,725	14,105
Interest income			698	1,258
Property sales			39,000	270
Miscellaneous income			437	970
			<u>64,860</u>	<u>16,603</u>
Expenses				
Capital expenditures			92,888	59,624
Adminstration and operating			3,259	3,863
			<u>96,147</u>	<u>63,487</u>
NET EXPENDITURES			<u>(31,287)</u>	<u>(46,884)</u>
TRANSFERS				
Debt principal repayments			(63)	(59)
Net transfer (to) from reserves			(3,253)	5,999
Transfer to Revenue Fund			(7,000)	(7,000)
Net transfer from other funds			24,200	3,537
			<u>13,884</u>	<u>2,477</u>
CHANGE IN FUND BALANCE			(17,403)	(44,407)
FUND BALANCE				
Beginning of year			(8,948)	35,459
End of year			<u>\$ (26,351)</u>	<u>\$ (8,948)</u>

CITY OF VANCOUVER
Utilities
Schedule of Financial Activities*
Years ended December 31
(\$000s)

	2007	2006
SOLID WASTE UTILITY		
REVENUE		
Fees and service charges	\$ 40,388	\$ 42,790
EXPENDITURES AND TRANSFERS		
Garbage collection and disposal	8,504	9,614
Recycling	4,438	4,875
Composting	3,377	3,907
Commercial	13,264	16,745
Management and solid waste levy	600	646
Post closure costs	15,237	2,919
	45,420	38,706
Transfers from other funds	(16,835)	(4,678)
Transfer to reserves	11,803	8,762
	\$ 40,388	\$ 42,790
WATER UTILITY		
REVENUE		
Fees and service charges	\$ 73,950	\$ 68,859
EXPENDITURES AND TRANSFERS		
Purchase of water	42,165	36,220
Water debt charges	6,634	9,084
Operations	6,597	4,808
	55,396	50,112
Debt principal repayments	10,051	9,630
Transfer to Sinking Fund	4,802	7,135
Transfer to reserves	3,701	1,982
	\$ 73,950	\$ 68,859
SEWER UTILITY		
REVENUE		
Fees and service charges	\$ 35,505	\$ 33,185
Contribution from property taxes	35,372	33,262
	\$ 70,877	\$ 66,447
EXPENDITURES AND TRANSFERS		
Contribution to Joint Sewerage Board	39,150	36,988
Sewer debt charges	6,384	8,136
Operations	5,345	5,127
	50,879	50,251
Debt principal repayments	11,033	10,571
Transfer to Sinking Fund	3,851	5,462
Transfer to reserves	5,114	163
	\$ 70,877	\$ 66,447

* These amounts have been reported as part of the Revenue Fund Schedule of Financial Activities.

This page is intentionally blank.

SCHEDULE OF GENERAL DEBT (\$000s)

CITY OF VANCOUVER

Bylaw	Maturity Date & Purpose	Rate %	Term (Years)	Debenture Outstanding	Sinking Fund Reserve Balance
8042*	July 12, 2009	5.900	10		
	Parks			5,000	3,885
	Roads, walks, streets and lanes			15,000	11,657
	Sewers			20,000	15,542
	Waterworks			20,000	15,542
				<u>60,000</u>	<u>46,626</u>
8077	October 7, 2009	6.000	10		
	Roads, walks, streets and lanes			46,533	35,739
	Sewers			11,417	8,769
	Waterworks			22,050	16,935
				<u>80,000</u>	<u>61,443</u>
8269*	December 14, 2010	6.000	10		
	Roads, walks, streets and lanes			1,038	674
8295	February 21, 2011	5.850	10		
	Infrastructure			2,238	1,262
	Parks			13,858	7,816
	Pedestrian/cycling facilities			1,678	946
	Public works/fire facilities			10,600	5,978
	Roads, walks, streets and lanes			2,382	1,343
	Sewers			17,015	9,596
	Street lighting/communications/undergrounding			857	483
	Street lighting/communications			4,476	1,345
	Street lighting			2,384	2,524
	Transit /safety improvements			6,162	3,475
	Waterworks			18,350	10,349
				<u>80,000</u>	<u>45,117</u>
8460	April 17, 2012	5.250 to 6.125	10		
	Local area improvement			3,365	-
	Parks			3,961	-
	Pedestrian/cycling facilities			2,264	-
	Public works/fire facilities			4,102	-
	Sewers			16,971	-
	Street lighting			624	-
	Street/bridge infrastructure			3,677	-
	Transit /safety improvements			4,639	-
	Waterworks			16,971	-
				<u>56,574</u>	<u>-</u>
			Carried Forward	<u>\$277,612</u>	<u>\$153,860</u>

* Held Internally

Bylaw	Maturity Date & Purpose	Rate %	Term (Years)	Debenture Outstanding	Sinking Fund Reserve Balance
			Carried Forward	\$277,612	\$153,860
8808	March 16, 2014	2.500 to 4.650	10		
	Civic facilities			367	-
	Local area improvement			4,501	-
	Parks			6,755	-
	Pedestrian/cycling facilities			4,233	-
	Public works/fire facilities			828	-
	Sewers			23,534	-
	Street lighting/communications			3,070	-
	Street/bridge infrastructure			1,748	-
	Transit /safety improvements			6,096	-
	Waterworks			22,273	-
				73,405	-
9115	October 06, 2015	3.150 to 4.100	10		
	Bridges/tunnels			2,242	-
	Community centre facilities			4,981	-
	Infrastructure			5,753	-
	Libraries			4,076	-
	Local area improvement			5,586	-
	Miscellaneous			206	-
	Multi-purpose centres			1,960	-
	Neighbourhood houses			1,942	-
	Parks			12,526	-
	Pedestrian/cycling facilities			5,288	-
	Public safety/Police			498	-
	Sewers			25,500	-
	Sports facilities			912	-
	Street lighting/communications			3,223	-
	Train stations			4,150	-
	Transit/safety improvements			3,216	-
	Waterworks			16,359	-
	Yards			1,190	-
				99,608	-
9532	December 1, 2017	4.700	10		
	Civic Facilities			2,166	-
	Community legacy projects			15,000	-
	Fire protection			600	-
	Libraries			2,000	-
	Local area improvement			4,548	-
	Overhead debenture costs			1,500	-
	Parks			7,175	-
	Pedestrian/cycling facilities			12,349	-
	Police			12,304	-
	Sewers			25,000	-
	Street/bridge infrastructure			17,557	-
	Transit /safety improvements			4,801	-
	Waterworks			20,000	-
				125,000	-
			Total	\$575,625	\$153,860

Property Owners' Share

Bylaw	Maturity Date	Purpose	Rate	Term (Yr)	Debt Balance
7129	June 23 2008	Lane paving, speed ramps, sidewalks & curbs	9.000	15	330
7312	June 22 2009	Lane paving, speed ramps, sidewalks & curbs	7.000	15	450
7313	June 22 2009	Beautification	7.000	15	116
7315	June 22 2009	Underground wiring	7.000	15	11
7446	June 21 2010	Lane paving, speed ramps, sidewalks & curbs	9.500	15	595
7447	June 21 2010	Underground wiring	9.500	15	29
7584	June 26 2011	Lane paving, speed ramps, sidewalks & curbs	7.500	15	821
7758	June 25 2012	Lane paving, speed ramps, sidewalks & curbs	7.000	15	1,017
7759	June 25 2012	Beautification	7.000	15	75
7912	June 24 2013	Beautification	6.000	15	109
7914	June 24 2008	Street lighting	6.000	10	1
7915	June 24 2013	Lane paving, speed ramps, sidewalks & curbs	6.000	15	1,165
8037	June 23 2014	Lane paving, speed ramps, sidewalks & curbs	6.000	15	1,318
8204	June 21 2015	Lane paving, speed ramps, sidewalks & curbs	7.000	15	1,032
8206	June 21 2010	Street lighting	7.000	10	9
8207	June 21 2015	Beautification	7.000	15	77
8208	June 21 2010	Beautification	7.000	10	65
8209	June 21 2015	Beautification	7.000	15	17
8501	June 26 2017	Lane paving, speed ramps, sidewalks & curbs	6.000	15	1,495
8503	June 26 2012	Street lighting	6.000	10	6
8504	June 26 2017	Beautification	6.000	15	171
8506	June 26 2017	Underground wiring	6.000	15	157
8693	June 25 2018	Lane paving, speed ramps, sidewalks & curbs	6.000	15	1,684
8694	June 25 2018	Lane lighting	6.000	15	2
8695	June 25 2013	Street lighting	6.000	15	2
8696	June 25 2013	Beautification	6.000	15	39
8871	June 23 2019	Lane paving, speed ramps, sidewalks & curbs	5.750	15	1,181
8872	June 23 2009	Traffic circle	5.750	5	1
8873	June 23 2009	Lane lighting	5.750	5	6
9063	June 29 2020	Lane paving, speed ramps, sidewalks & curbs	5.750	5	1,376
9064	June 29 2010	Lane lighting	5.750	15	5
9301	June 14 2021	Lane paving, speed ramps, sidewalks & curbs	6.000	15	495
9302	June 14 2011	Lane lighting	6.000	5	8
9303	June 14 2021	Beautification	6.000	15	44
9513	June 27 2012	Traffic circle	6.000	5	3
9514	June 27 2022	Lane paving, speed ramps, sidewalks & curbs	6.000	5	820
9515	June 27 2012	Lane lighting	6.000	5	18
					\$14,750

Held Internally

Please refer to Consolidated Financial Statements Note 10.

Prepared under Financial Information Regulation, Schedule 1, Section 5

SCHEDULE OF REMUNERATION AND EXPENSES

- ◆ CITY OF VANCOUVER
- ◆ VANCOUVER BOARD OF PARKS AND RECREATION
- ◆ VANCOUVER POLICE BOARD
- ◆ VANCOUVER PUBLIC LIBRARY BOARD

PREPARED IN ACCORDANCE WITH
THE FINANCIAL INFORMATION REGULATION
SCHEDULE 1, SECTION 6 (2), (3), (4), (5), (6)

Name	Remuneration (1)	Local Expenses (2)	Transportation Allowance (3)	Travel & Conference (4)
Sullivan, S.	\$ 121,882	\$ -	\$ -	\$ 11,776
Anton, S.	54,814	3,586	-	6,528
Ball, E.	55,936	2,277	3,223	6,034
Cadman, D.	55,936	1,680	3,223	5,996
Capri, K.	58,179	1,954	3,223	1,365
Chow, G.	55,936	2,214	3,223	3,166
Deal, H.	55,936	1,519	3,223	3,846
Ladner, P.	55,936	1,927	3,223	5,878
Lee, B.C.	57,058	1,431	3,223	4,105
Louie, R.	55,936	2,250	3,223	3,126
Stevenson, T.	58,179	1,952	3,223	7,641
	\$ 685,729	\$ 20,790	\$ 29,007	\$ 59,460

(1) Remuneration for Councillors includes amounts for Deputy Mayor duties

(2) Local Expenses - maximum of 10% of remuneration less transportation allowance

(3) Transportation Allowance - 5% of maximum local expense allowance per month

(4) Travel and Conferences - net of recoveries

Name	Stipend	Expense	Total
Robertson, I.	\$ 9,914	\$ 4,960	\$ 14,874
Houghton, K.	8,031	4,016	12,047
De Genova, A.	7,977	3,988	11,965
Herbert, S.	7,977	3,988	11,965
Holden, H.	7,977	3,988	11,965
Woodcock, L.	7,977	3,988	11,965
Zlotnik, M.	7,977	3,988	11,965
Total	<u>\$ 57,830</u>	<u>\$ 28,916</u>	<u>\$ 86,746</u>

Name	Remuneration
Adams, J.	\$ 6,355
La Liberte, T.	7,206
McNeil, M.	7,330
Marfleet, P.	9,663
Parker, D.	10,599
Wong, G.	8,901
Total	<u>\$ 50,054</u>

**SCHEDULE OF REMUNERATION, CONFERENCES, COURSES & TRAINING
EMPLOYEES EARNING OVER \$75,000**

CITY OF VANCOUVER

Name	Remuneration	Conferences Courses & Training	Name	Remuneration	Conferences Courses & Training
Abel, K J	\$ 83,649	\$ -	Borden, A	\$ 88,035	\$ -
Ackerman, R W	137,865	1,563	Borger, R	89,690	-
Adam, I C	145,905	4,584	Boufford, D B	76,773	-
Anderson, M E	85,873	-	Bowers, K J	109,580	5,324
Andrews, J	178,595	2,727	Boyard, P	78,199	-
Antunovic, M J	78,236	-	Boyko, D A	125,882	-
Aramini, G J	102,721	-	Boyle, J B	75,355	-
Armstrong, T P	114,601	11,400	Bracewell, D	119,015	1,284
Arnold, A G	96,951	-	Bradshaw, G	140,188	-
Arscott, D	84,205	1,727	Breckner, J	106,746	3,747
Au, N	99,200	875	Bremner, P J	119,628	2,262
Au, W	147,332	6,340	Brennan, B J	86,718	-
Augustine, R W	98,661	1,481	Brennert, P	79,387	-
Aujla, H B	114,619	1,081	Bridge, P C	75,932	-
Ayotte, T R	96,226	6,907	Brodie, S	77,946	484
Ayre, G	81,540	-	Bromley, G B	80,776	-
Baber, C	98,183	2,134	Bronson, R A	93,141	-
Backlin, M J	79,910	368	Brown, C	109,757	-
Bader, J	159,626	1,845	Brown, H W	91,512	-
Baglo, R C	89,500	-	Brown, K L	108,044	-
Bailey, V E	111,242	29	Brown, S	104,806	-
Baker, S D	119,947	-	Brown, T A	82,409	2,757
Ballard, E A	120,963	30	Bruce, R J	91,140	-
Bannon, D G	86,099	-	Bruin, P J	130,856	1,887
Barbour, D D	88,374	-	Bryant, R W	75,467	-
Barnes, G	123,846	-	Buchan, R	106,501	-
Batty, E C	117,680	-	Buemann, S	86,787	384
Bautista, T	88,084	2,964	Buhr, H H	97,198	-
Baxter, S	143,044	6,270	Burns, J J	80,309	741
Bayne, K B	161,845	696	Burns, W D	117,625	-
Beasley, L B	97,369	-	Burrero, A	77,700	-
Beck, B	95,211	-	Burton, M W	85,356	-
Beckett, M L	85,427	-	Busch, R E	86,388	-
Belanger, L	137,128	431	Cahill, D F	79,872	2,076
Berglund, L	100,064	754	Cameron, G L	77,118	-
Berry, P	101,203	904	Cameron, R S	75,041	-
Berube, M	100,684	-	Campbell, B	95,686	-
Bettles, C	106,081	528	Campbell, B W	79,565	-
Bevandick, N	79,960	-	Carley, N	130,164	-
Bevilacqua, M	108,570	-	Carnovale, D	104,134	-
Biagini, M N	90,376	-	Casanova, J C	86,792	-
Bibeau, C	91,474	1,346	Caswell, R S	144,094	-
Bicego, R B	105,977	-	Chan, D K	81,305	-
Billing, J	132,951	-	Chan, S	85,803	1,147
Birch, K R	135,151	2,765	Chapman, R W	104,496	-
Black, J C	76,420	-	Chauo, P	79,168	329
Blagojevic, G	100,298	279	Chen, Y	106,961	3,078
Boblin, D	124,392	3,222	Cheng, G	104,916	246
Bogue, R E	84,542	-	Cheung, R W.H.	103,422	-
Bonsal, J J	92,988	518	Chhina, R	99,620	1,081
Booker, S C	101,471	474	Chila, S D	85,503	-
Boons, W A	124,180	345	Choo, B	101,616	-
Booth, D A	78,590	-	Chorney, A B	78,404	-
Booth, J A	77,313	-	Chou, W A	106,653	-

**SCHEDULE OF REMUNERATION, CONFERENCES, COURSES & TRAINING
EMPLOYEES EARNING OVER \$75,000**

CITY OF VANCOUVER

Name	Remuneration	Conferences Courses & Training	Name	Remuneration	Conferences Courses & Training
Chow, A W	103,313	1,195	Dixon, I K	117,888	-
Chow, L S. Y.	87,384	315	Dobrovlny, J W	149,927	134
Christie, D T	78,509	-	Dodich, F A	85,249	-
Clark, M R	107,304	-	Doge, P	126,141	-
Clarke, N	111,715	-	Doleman, D	104,173	97
Clement, C B	78,087	1,445	Dornan, K	102,604	-
Collerman, K	75,075	-	Dougans, S A	77,472	-
Collins, D A	76,998	-	Douglas, J M	101,368	2,859
Connell, F J	206,333	2,009	Douglas, S H	109,239	-
Connelly, T	78,413	-	Douglas, W G	86,648	-
Conway, K B	85,381	-	Downie, A M	111,349	-
Cook, J A	87,876	-	Dowsett, C	110,508	-
Cook, J C	89,356	-	Doyle, D	101,340	3,170
Cooke, L C	87,948	1,414	Dragonetti, D	118,728	1,265
Cordick, W A	104,730	-	Drinovz, A L	85,729	-
Coroliuc, J W	79,978	-	Duncan, S J	77,595	-
Coughlan, W J	118,150	-	Durston, C	101,990	2,580
Coulson, M E	117,758	593	Dyck, R I	97,108	-
Courtney, J	121,322	105	Dyer, D N	76,962	-
Cowx, J B	92,846	2,189	Edwards, J W	86,185	-
Cox, W C	118,956	-	Edwards, S	126,776	-
Creed, J W	85,887	-	Elford, D R	103,916	-
Critchlow, R R	108,932	651	Elliott, M E	113,486	-
Crocker, C L	104,714	-	Eng, G M	132,353	-
Crouch, F J	98,499	-	Engler, M D	93,892	695
Crowe, B P	129,543	3,014	Eppler, J C	87,829	-
Crudo, O F	111,504	-	Etheridge, M D	80,194	-
Crump, A J	89,858	-	Evans, J	89,263	85
Crump, H W	78,904	-	Evans, J D	103,728	-
Cutler, D J	80,455	-	Evans, M R	76,609	-
Davies, B J	135,202	2,441	Ewan, L W	91,954	-
Davies, T N	111,886	-	Fairweather, M C	125,412	-
Davis-Johnson, K N	125,776	217	Fanthorpe, E	75,201	-
Dawes, B K	113,192	50	Farthing, D W	84,065	-
De Pieri, F L	78,757	1,094	Fast, D B	84,452	1,099
Degraaf, T T	99,574	-	Fast, R	173,255	3,515
Delgiglio, F	91,823	-	Fedyk, W M	108,798	-
Delmonico, N B	111,752	468	Ferguson, E D	82,584	-
Dempsey, A M	107,824	-	Fiddler, L R	83,036	265
Dennis, J A	77,077	-	Figueira, V C	88,601	320
Dennison, D R	85,156	-	Flaherty, S	105,696	1,833
Deo, M	113,326	1,943	Flanigan, M G	138,366	3,035
Der, R M	86,661	2,362	Flello, P	84,547	-
Deslauriers, C	110,498	1,074	Flello, R E	83,610	-
Desrochers, D F	118,537	1,690	Fontaine, D	108,752	8,601
Dewith, F E	104,873	-	Foo, J	78,119	2,404
Di Nozzi, A	89,037	110	Forbes-Roberts, J R	206,501	509
Di Nozzi, C	77,458	-	Forch, R B	75,228	-
Dias, B J	89,324	917	Ford, L	104,002	250
Dick, B K	77,440	-	Forest, L	89,077	716
Dickson, R G	86,556	-	Forss, T V	77,666	-
Dighton, J	94,054	-	Foster, J D	81,025	-
Dignan, B M	89,348	-	Francis, A B	111,496	583
Dingwall, J	103,226	2,009	Franklin, B T	85,944	-

**SCHEDULE OF REMUNERATION, CONFERENCES, COURSES & TRAINING
EMPLOYEES EARNING OVER \$75,000**

CITY OF VANCOUVER

Name	Remuneration	Conferences Courses & Training	Name	Remuneration	Conferences Courses & Training
Fraser, K S	100,367	-	Hatch, C R	87,610	-
French, P A	113,937	204	Hatch, J F	83,506	2,076
Friesen, D J	77,225	-	Hatch, R B	83,974	-
Fung, J Y.Y.	81,413	504	Hayward, S F	114,329	-
Gabriel, P C	79,547	-	Heaney, S M	84,203	-
Gabriel, R P	87,331	-	Hebenton, R J	88,036	-
Gandolfo, J P	85,066	-	Heeps, J D	115,449	-
Gannon, V L	88,885	-	Henderson, D J	85,765	-
Gant, B D	76,013	-	Henderson, J	134,822	2,547
Garoff, R S	76,528	-	Herd, J	112,136	-
Gebbie, N R	80,865	-	Herman, A	101,788	-
Gerber, E	126,163	-	Hickey, W	124,720	-
Gerhardt, S K	83,729	-	Hiebert, K L	75,034	420
Gerow, A M	98,322	-	Hildebrand, D	78,710	-
Gerson, R D	83,454	1,242	Hill, D	127,144	2,012
Gibbons, M E	85,577	-	Hilton, D W	92,109	6,510
Gilbert, W	79,792	-	Hlushko, D P	82,655	-
Gill, P	79,026	33	Ho, A S	154,480	3,493
Girling, D F	107,493	-	Ho, S S	107,805	-
Glover, B J	81,127	1,730	Hodges, G H.	109,194	178
Glover, M	78,830	-	Holdgate, R C	166,965	12,659
Gordon, H M	94,207	6	Holland, M L	118,720	-
Goss, W J	78,092	-	Honey, M	77,727	-
Gould, B C	79,863	-	Horbulyk, M T	78,468	-
Graf, D P	79,731	-	Howard, R L	102,112	-
Graham, B W	94,170	-	Hsu, P	97,220	-
Grant, J	103,105	-	Huber, B D	83,375	-
Grant, J R	131,011	-	Hudson, J D	85,797	133
Graves, L	87,526	-	Hui, T	111,505	4,939
Gray, S	119,962	1,813	Hull, L E	98,453	1,012
Greenberg, J M	140,280	-	Hull, L J	98,643	-
Grieve, G A	82,612	-	Humphry, W C	82,602	-
Griffiths, L	85,351	-	Hunter, J	128,432	-
Grill, A J	103,147	-	Hunter, J C	107,971	-
Guinn, D	90,362	4,755	Huntley, J E	81,665	2,373
Haddock, R P	77,840	-	Inglis, B A	112,667	2,379
Haftner, K L	78,210	-	Inglis, M	98,112	1,133
Hagiwara, R M	99,561	2,142	Inksater, J H	76,377	-
Hall, J H	100,147	3,354	Irvine, M	106,104	1,524
Hamilton, R H	103,818	-	Jackson, D H	148,682	1,044
Hamilton, R J	78,787	-	Jackson, J M	89,870	-
Hammel, T E	123,540	1,517	Jackson, J T	121,367	5,513
Hancock, P	94,873	1,065	Jackson, O	99,607	155
Hand, N W	78,825	-	Jacobson, J R	104,513	-
Hansen, B W	108,548	-	James, D	96,277	-
Harder, D K	105,922	-	Jantzen, A	81,019	211
Hartman, M	101,445	848	Jarman, R S	80,912	-
Hartman, T	85,826	-	Jenkins, R A	116,516	-
Hartney, G E	85,062	-	Jessa, H H	97,909	-
Hartshorne, J	76,331	-	John, M	91,423	-
Harvey, B R	85,871	-	Johnsen, G P	151,693	-
Harvey, I	95,105	-	Johnson, R	94,872	5,177
Harvey, S	134,675	5,023	Johnston, W M	122,292	1,465
Hastings, W S	86,211	-	Joly, J A	90,191	-

**SCHEDULE OF REMUNERATION, CONFERENCES, COURSES & TRAINING
EMPLOYEES EARNING OVER \$75,000**

CITY OF VANCOUVER

Name	Remuneration	Conferences Courses & Training	Name	Remuneration	Conferences Courses & Training
Jones, D R	123,750	-	Lavieri, L E	79,219	-
Jones, E	103,727	-	Law, M	103,828	-
Jones-Cook, R I	91,624	-	Lawson, T E	85,208	-
Jordan, B	130,840	-	Laxton, R	76,416	-
Jordan, R S	78,836	-	Lealess, W H	78,081	-
Jordan, S A	117,279	-	Lee, E	136,841	2,796
Josephs, P L	143,790	799	Lee, G K	92,080	-
Judd, P E	168,886	1,057	Lee, M	76,039	3,122
Kaardal, E I	97,988	-	Lees, K A	77,359	-
Kadagies, T E	80,472	-	Leffler, E G	112,138	-
Kaim, J P	103,012	468	Lehwald, H C	84,764	-
Kamada, J	102,649	635	Lemire, C G	80,820	-
Kamimura, J	79,672	171	Lepard, K V	115,314	9,575
Kapoor, S	77,966	-	Letendre, D E	106,316	265
Karlsson, P S	123,745	4,378	Letourneau, L	93,696	-
Kasper, J A	80,797	-	Letourneau, S M	79,098	-
Kawaza, N P	109,425	-	Letourneux, F	139,957	-
Kay, M	98,981	926	Leupen, R H	102,600	-
Keays, J	92,193	-	Levitt, K R	101,682	-
Kelly, G F	109,493	-	Li, D	99,171	3,633
Kennedy, K	102,558	1,270	Li, M	97,589	2,506
Kennedy, R A	81,060	-	Liang, K	143,372	2,466
Kennedy, T T	81,749	-	Liljefors, Y	140,443	-
Kidd, D M	86,250	-	Lin, C Y	101,263	5,276
Kinahan, C M	131,076	795	Lintunen, L	100,431	-
King, D B	103,108	237	Lloyd, J T	97,034	16
Kirby, D C	105,827	1,645	Lo, E	197,775	5,941
Kirk, A L	83,365	-	Logan, C	84,955	-
Klein, A	94,821	1,652	Lojstrup, S	125,885	1,664
Klimchuk, D J	105,690	1,212	Lok, N	105,114	2,036
Knapp, N E	88,484	2,488	Lomas, M D	82,451	-
Kohli, R	94,734	45	Lossing, L	93,387	1,538
Kolk, J	75,949	1,858	Louie, D T	118,050	2,979
Konowalchuk, W L	86,820	-	Louie, R D	96,890	-
Korpan, S	83,582	-	Low, K K	101,481	100
Kottke, V W	106,081	-	Lowden, J	147,278	-
Krezan, B	120,196	2,920	Lowden, J S	93,129	-
Kurelicz, M G	99,531	-	Lowe, L L	106,230	3,986
Kuzmick, S F	87,027	-	Lowes, G A	113,352	-
Kuznik, J	115,616	-	Lubiw, N	85,908	40
Kwok, K	112,503	821	Lucas, K R	100,590	-
Laberge, D J	84,664	-	Lum, G R	110,560	-
Laclaire, L L	126,139	2,474	Luongo, A	133,084	-
Lai, K	75,622	-	Ma, R	82,485	60
Laleune, S P	86,549	-	Macdonald, C D	76,202	-
Lalonde, L	98,122	355	Macdonald, D G	90,859	-
Lamb, J B	76,220	-	Macdonald, R	95,212	863
Landels, B A	100,479	-	Macdonald, R G	108,733	285
Langley, R A	100,213	-	Macdonald, R G	82,069	-
Lanser, D J	76,771	-	Macfie, D G	75,595	-
Larson, J W	78,757	563	Macgregor, B D	214,467	-
Lau, J T	103,381	317	Mackay, L A	158,644	-
Lau, K M	116,148	-	Mackenzie, J	109,151	-
Laverty, T G	86,516	-	Mackenzie, K C	111,178	2,519

**SCHEDULE OF REMUNERATION, CONFERENCES, COURSES & TRAINING
EMPLOYEES EARNING OVER \$75,000**

CITY OF VANCOUVER

Name	Remuneration	Conferences Courses & Training	Name	Remuneration	Conferences Courses & Training
Mackinnon, G I	75,814	-	Memon, W	84,186	-
Mackintosh, M A	120,216	-	Merchant, G	104,344	-
Maclean, P H	85,499	-	Meszaros, M Z	110,595	-
Macleod, J L	95,195	-	Michaels, R	123,046	2,203
Macpherson, D A	100,493	4,006	Miles, G R	86,270	-
Magneison, W L	78,757	-	Miller, D M	90,333	-
Magnusson, K	100,422	-	Miller, D T	75,816	-
Malesan, M	112,792	3,917	Miller, G D	86,016	-
Mallory, R W	76,549	-	Mills, N	107,385	-
Manarin, D J	105,536	-	Minosky, V M	78,426	-
Manning, B	145,343	35	Minton, R W	75,424	-
Manning, B W	80,335	-	Mitchell, D R	95,374	-
Marchand, M	92,061	451	Mitchell, J D	98,337	1,024
Marino, J A	105,782	-	Mitchell, R W	85,389	-
Mark, J H	96,624	1,621	Monchamp, P A	80,494	-
Markovic, Z G	96,973	-	Mondor, P E	86,597	-
Marks, B	81,221	-	Montpellier, P E	125,528	-
Martin, F	87,814	-	Moody, B R	77,620	-
Martin, L A	82,485	-	Mooney, R I	115,592	265
Martin, L P	90,875	-	Moore, D	94,313	-
Martin, R F	78,917	2,191	Moore, D J	79,100	-
Matheson, C A	84,889	-	Morgan, J L	102,049	-
Mattson, R H	82,546	-	Morley, J D	85,986	-
Mau, W	95,873	45	Mramor, J E	99,116	-
Maxey, J M	77,968	-	Muir, G W	85,476	-
Mayhew, D	81,360	1,000	Muirhead, T G	92,221	-
McCreedy, R N	97,770	154	Mulji, K	78,224	-
McClelland, D K	78,023	-	Mullin, K M	98,518	-
McDonald, M E	81,346	-	Mullin, M K	89,925	-
McEwen, A G	92,567	-	Mundick, S J	197,505	4,163
McEwen, T R	130,276	14,062	Murphy, D H	137,568	945
McGeough, G P	76,669	-	Murray, F W	84,501	-
McGill, M H	78,059	-	Murru, D	77,562	1,843
McGowan, W J	113,458	-	Naklicki, A	145,286	735
McGregor, G C	88,962	-	Navratil, P D	119,686	2,381
McGuire, H B	82,239	-	Neal, R J	105,030	-
McGuire, M S	77,875	-	Neratini, T M	98,105	-
McIntosh, R	103,628	-	Neufeld, E	103,899	-
McIntyre, I G	79,829	-	Neumeyer, P	75,420	-
McKearney, J R	144,662	7,051	Ng Iii, A	90,350	125
McKenna, L	155,500	480	Nguyen, K Tc	85,193	-
McKeown, P J	79,085	-	Nguyen, V V	104,151	4,842
McKibben, S	93,194	-	Nicol, J D	79,581	-
McKinnon, R A	75,493	-	Nikiforuk, C	86,572	398
McLellan, D	153,337	3,646	Nikolai, T A	87,029	133
McLennan, R	103,624	-	Noga, B M	77,835	-
McLeod, T W	81,990	-	Noga, S V	78,282	-
McNeilly, E J	87,918	-	Normann, H F	138,211	3,300
McQuillan, R C	75,908	-	Norton, L	89,498	-
McSeveney, W	78,164	-	Novak, B W	106,683	-
McTaggart, S K	102,841	2,189	Novak, R	109,400	1,105
Meagher, E W	120,236	2,070	Novak, I I	84,580	-
Medland, C E	82,271	570	Nybo, R P	112,927	466
Melten, P F	103,659	-	O'Connell, D	93,849	-

**SCHEDULE OF REMUNERATION, CONFERENCES, COURSES & TRAINING
EMPLOYEES EARNING OVER \$75,000**

CITY OF VANCOUVER

Name	Remuneration	Conferences Courses & Training	Name	Remuneration	Conferences Courses & Training
Oberg, G S	100,359	-	Robertson, D	75,383	-
Obrien, R P	88,247	-	Robertson, D E	108,328	183
Oehlschlager, C K	145,261	265	Robinson, D	75,207	-
Ogram, S G	91,597	1,930	Roder, G G	76,038	-
Olsen, R B	87,755	-	Rodocker, D K	82,773	-
Ong, M	92,470	-	Roelofsen, R P	130,345	-
Osburn, J	98,661	-	Rogers, J	292,066	16,801
Oudijn, W P	126,397	2,058	Romanchook, M W.	121,188	106
Pander, S	101,812	90	Rondeau, M B	75,119	613
Parkin, B	137,227	1,394	Rosenlund, R R	81,130	2,131
Parson, D G	76,959	-	Ross, A	108,928	-
Pavananthan, K	109,096	-	Ross, S A	75,984	-
Pearce, B L	99,418	4,592	Rudberg, D H	206,466	-
Pearson, R M	84,836	-	Rude, J	88,838	60
Pellegrin, G S	75,670	-	Rudolph, D	92,757	-
Penny, B	110,985	1,492	Rusticus, M R	77,289	-
Pentland, J E	87,816	-	Rutgers, P U	152,844	-
Perrett, R L	80,218	-	Ryan, P	98,991	-
Peskett, L D	84,610	-	Santorelli, V	104,084	-
Peskett, M J	85,793	-	Sapeta, M J	101,886	-
Phillipps, D E	90,149	-	Sarai, G H	80,943	-
Phillips, D E	76,716	-	Saunders, D A	80,458	-
Phillips, M	80,503	-	Scarr, D R	82,726	-
Phipps, T W	79,030	2,594	Scheer, P J	148,417	-
Pierlot, R W	88,176	835	Scherban, J J	89,363	-
Pillay, S	86,688	451	Schnarr, P A	84,668	-
Pinsker, P M	99,877	1,322	Schoeffel, K	92,673	-
Pleacas, R J	78,543	-	Scholefield, M L	79,272	2,208
Pledger, W N	120,000	-	Schouls, M	75,614	-
Plett, E	83,256	-	Schwab, D J	95,813	-
Poole, J	100,919	-	Schwark, M	89,352	-
Pope, D A	107,470	-	Scobie, F A	145,603	-
Prentice, M A	101,230	1,223	Scollard, T	94,660	-
Procyshyn, P H	131,830	-	Scott, C W	83,492	-
Proskan, B	103,653	610	Sears, B J	91,205	1,031
Przednowek, B W	80,716	-	Segal, R	91,207	101
Pugsley, B J	79,077	45	Seggie, M D	84,969	-
Quayle, B T	146,797	465	Setiawan, B	79,242	-
Radakovich, M	88,530	1,450	Sever, D M	85,955	-
Ramsay, K M	137,073	-	Sew, B M	77,764	-
Ramslie, G David	81,954	2,753	Sheel, J	100,826	1,047
Rawsthorne, D M	104,207	-	Shield, K	98,122	-
Raynor, P	78,956	-	Shier, C	77,057	2,592
Reda, M	92,875	3,574	Shong, D G	86,382	-
Reiffer, D G	78,776	-	Shook, L A	85,425	-
Reimer, J W	78,884	-	Sidwell, A	81,037	1,279
Renzetti, R W	78,999	-	Simonson, B J	83,960	-
Ridge, J T	111,512	1,335	Singh, S	100,963	5,644
Ridington, J P	85,405	-	Sirsiris, D	109,195	50
Riebe, J	105,839	1,250	Skawski, L E	76,873	86
Rintoul, S A	76,325	250	Skene, R	104,843	-
Robbins, A C	105,690	-	Smith, C N	87,806	2,076
Roberts, A T	83,066	-	Smith, D C	143,055	2,023
Roberts, S A	108,344	-	Smith, E	116,557	2,392

**SCHEDULE OF REMUNERATION, CONFERENCES, COURSES & TRAINING
EMPLOYEES EARNING OVER \$75,000**

CITY OF VANCOUVER

Name	Remuneration	Conferences Courses & Training	Name	Remuneration	Conferences Courses & Training
Smith, G E	78,150	-	Timm, T R	208,235	3,423
Smith, I A	111,659	380	Toderian, B	159,004	3,849
Smith, M J	93,710	460	Tofte, K M	86,691	-
Smith, R J	144,976	-	Toma, A	92,182	-
Smith, S M	80,143	1,256	Toneguzzo, P	118,786	-
Sobejko, J	80,692	231	Touchet, D P	76,570	-
Soglo, M P	98,111	-	Trenter, P A	78,342	-
Somerville, G	115,002	-	Trydal, R E	145,062	-
Soon, M R	92,742	-	Tsang, W	88,353	-
Specht, M	106,591	6,921	Tsisserev, A	133,389	483
Stairs, M G	128,978	-	Turkington, B J	95,851	-
Stajduhar, N G	120,590	412	Tyson, D	102,539	-
Standeven, J M	109,515	97	Underwood, C	121,977	1,055
Stanford, C D	83,187	-	Underwood, P S	128,811	1,480
Steele, D M	105,443	-	Uunila, A T	101,508	-
Steele, J E	83,663	-	Vaisbord, P	75,174	6,149
Steele, K R	87,318	-	Van Bergen, D	85,591	-
Steer, M	106,530	407	Van Kemenade, I	118,974	307
Stensrud, W R	128,778	989	Vanasse, M	95,204	1,161
Stevens, D J	77,353	-	Vass, M	111,040	97
Stewart, R M	83,680	-	Vistaunet, B	103,690	-
Stolp, R	76,610	-	Von Minden, M E	77,142	-
Storer, P	75,157	-	Vulliamy, M F	121,157	-
Storey, W R	86,288	-	Wagner, D J	80,494	-
Stowe, S	84,868	4,775	Wallace, S	131,291	4,353
Stubbs, J N	124,941	-	Wallack, D F	86,099	-
Styles, A G	84,976	-	Walton, T A	135,240	-
Sullivan, T A	85,983	-	Wan, K	98,495	3,897
Sutherland, M	96,820	-	Ward, D A	86,489	-
Suveges, L	80,929	-	Ward, S	75,497	-
Suzuki, K M	85,088	-	Warkentin, G S	77,797	-
Swain, D P	85,761	-	Warren, C H	147,499	895
Swan, K W	81,965	-	Watson, M G	85,387	-
Swanson, D	112,386	1,456	Watts, M H	114,718	-
Sweeney, P R	75,547	-	Watts, R M	84,728	-
Sydenham, D P	118,267	609	Webb, S M	81,786	-
Symington, D G	77,542	-	Whitehead, A G	95,201	-
Symonds, R D	76,214	-	Whitlock, R W	81,858	105
Sziklai, L	133,675	370	Whitney, P	173,161	5,100
Tam, W M	84,339	-	Whitty, E	110,311	-
Tardiff, S	78,351	-	Wice, S G	86,379	-
Taylor, B	105,908	-	Widdess, R B	90,423	453
Taylor, M D	85,128	-	Wiebe, L P	79,037	-
Tebbutt, B S	76,660	-	Wightman, M B	127,760	-
Teichroeb, P E	134,403	-	Wilkinson, J P	77,724	-
Tejani, N	96,140	-	Williams, D	79,251	-
Thomas, A L	81,488	-	Williams, E S	99,321	-
Thomas, D A	78,922	-	Williams, J C	123,968	40
Thompson, E E	84,843	-	Williams, R	122,195	-
Thompson, I L	99,212	-	Willis, M A	80,114	-
Thomson, C E	84,864	-	Wilson, C	94,478	-
Thomson, M G	155,148	563	Wilson, D A	78,195	-
Thun, P N	93,880	1,732	Wilson, D E	82,673	-
Tilt, M H	97,334	1,888	Wilson, G	100,071	2,319

**SCHEDULE OF REMUNERATION, CONFERENCES, COURSES & TRAINING
EMPLOYEES EARNING OVER \$75,000**

CITY OF VANCOUVER

Name	Remuneration	Conferences Courses & Training	Name	Remuneration	Conferences Courses & Training
Wilson, J R	90,615	-	Yeomans, R	113,903	2,946
Wilson, K J	81,532	-	Young, J	107,704	983
Wilson, R M	108,949	-	Young, J T	83,052	-
Windsor, B D	122,513	403	Young, S	87,436	-
Woff, J G	100,586	-	Zacharias, A J	98,878	845
Wong, A H	80,913	115	Zacharuk, M J	81,238	-
Wong, B	76,923	659	Zagar, A M	79,499	-
Wong, B	90,625	204	Zak, M	91,128	719
Wong, C	93,293	-	Zanotto, A J	82,026	-
Wong, C	77,794	25	Zelter, C T	107,584	422
Wong, D	100,618	-	Zokol, N M	84,157	-
Wong, F L	96,043	133	Zora, M W	173,391	691
Wong, M W	98,510	86	Zschoch, M	103,380	1,745
Wong, P M	110,193	-	Zupan, M	89,836	1,041
Wood, D R	82,005	-	Zworski, T	135,441	551
Woods, C	108,283	-			
Wotherspoon, P A	106,030	-	Total	\$ 78,567,245	\$ 523,749
Wright, G	79,565	2,509	Under \$75,000	217,040,655	-
Wylie, D F	76,306	691			
Yee, M	77,549	793	Grand Total	\$ 295,607,900	\$ 523,749

The variance between the remuneration schedule and the salaries and benefit expenses reported in the consolidated financial statements of the City are attributable to a number of factors including:

- the remuneration schedules are based on actual payments made in the year (including payouts of vacation, gratuity, overtime banks) whereas the financial statement figure is determined on an accrual basis,
- the remuneration schedules exclude the Vancouver Police department,
- the remuneration includes taxable benefits which are recorded at full cost in the financial statements and includes items such as parking, leased vehicles and medical benefits.

Number of Agreements

Equivalent Number of
Gross Monthly Salary

3

4 - 18

Prepared under Financial Regulation Schedule 1, Section 6 (7)

**SCHEDULE OF PAYMENTS
TO SUPPLIERS OF
GOODS AND SERVICES**

(OVER \$25,000)

- ◆ CITY OF VANCOUVER
- ◆ VANCOUVER BOARD OF PARKS AND RECREATION
- ◆ VANCOUVER POLICE BOARD
- ◆ VANCOUVER PUBLIC LIBRARY BOARD

PREPARED UNDER THE FINANCIAL INFORMATION REGULATION
SCHEDULE 1, SECTION 7 (1)

2010 Legacies Now	\$ 67,650	ArcTeryx Equipment Inc	\$ 200,210
3M Canada Co.	279,953	Arete Safety & Protection Inc	41,883
4 Culture Cath Brunner, Public Art Director	26,683	Arnold Engineering Plastics Ltd	34,611
4Refuel	858,307	Arrow Marine Services Ltd	76,620
4Th Utility Inc	102,455	Artstarts In Schools	47,818
A & A Anderson Tank Service Ltd	74,015	Associated Fire & Safety	389,957
A & B Rail Services Ltd	61,571	Astrographic Industries Ltd	59,223
A & N Trucking 1986 Ltd	69,088	Ateeq Trucking Ltd	67,082
A Randhawa Trucking	85,145	Atfocus Inc	177,431
A W Fireguard Supplies	69,132	Atlas Group	107,680
A. C. Paving Co Ltd	152,762	Atlas Wine Merchants	33,368
A.R. Mower & Supply Ltd	86,677	Aulak Trucking	94,918
AA Headsets & Beyond Inc	26,164	Aureus Financial Corp	189,476
Aaaaah-So Easy Mobile Mini-Storage	55,674	Autodesk Inc-Dept 8	228,494
ABC Transmissions Ltd	45,649	Autodesk, Inc	2,343,279
ACA Tmetrix	29,403	Axidata Inc	241,729
Acklands-Grainger Inc	1,585,266	B A Blackwell & Associates Ltd	78,826
Acm Environmental Corporation	58,846	B.C. Plumbing Supplies	91,314
Action Athletic Wear & Crest Ltd	57,623	Barnes Wheaton Pontiac Buick GMC Ltd	40,517
Action Glass	80,239	Bartle & Gibson Co Ltd	206,208
Active Fitness Equipment Services	25,356	Bates, Jeannie	37,456
Acton Ostry Architects Inc	715,999	BC 2009 World Police & Fire Games	100,000
Advanced Pest Control	62,441	BC Buildings Corp	161,055
Advantage Thermal Services Ltd	28,941	BC Buildings Corporation	118,561
Aeroustics Engineering Ltd	155,060	BC Comfort Air Conditioning Ltd	144,640
Agf Funds Inc	49,550	BC Hydro	8,507,338
Agile Media Group Inc	26,671	BC Online	68,211
Agonic Marine Inc	27,812	BC Principals' & Vice-Principals' Association	100,769
Air Canada	234,312	BCIT	69,370
Air Liquide Canada Inc	84,797	BCP Express - Vancouver	26,993
Airtec	63,041	Beatty Floors Ltd	348,646
Air-Vac Services Canada Ltd	29,490	Bedrock Granite Sales Ltd	883,419
Alara Environmental Health & Safety Ltd	46,161	Beefway Meats Ltd	31,529
Albrecht, Jim	105,055	Bees Sentinel Services Ltd	622,137
Alexander Construction Ltd	779,872	Belfor Restoration Services	81,933
Alla Cabinet (2002) Ltd	43,946	Bell Canada	1,253,496
Allegro Mobile Solutions	122,688	Bell Mobility Inc	290,648
Allstar Show Industries Inc	38,371	Belpacific Excavating/Shoring Ltd Partnership	2,554,756
Alltex Equipment Ltd	38,375	Benny Foods Ltd	212,753
ALS Environmental	87,752	Bentall Property Mgmt Inc	262,283
Amazon.Com	25,069	Better Blend Coffee Ltd	37,568
Amec Earth & Environmental Ltd	47,163	Better Environmentally Sound Transportation	39,081
Ameresco Canada Inc	875,586	Bhagat Virk Trucking	63,648
Anderson Plumbing & Heating	42,602	Big Bold Beautiful Banner Co.	54,883
Anderson Sod Farm Ltd	25,482	Bing Thom Architects	165,772
Andrew Peller Ltd	37,093	Birmingham & Wood Architects & Planners	97,928
Andrew Sheret Ltd	439,654	Black & Mcdonald Limited	50,385
Andrew Todd Conservators Ltd	47,477	Blackbear Excavating Ltd	123,672
Angus One Ltd	25,208	Blue Max Lighting & Emergency Equipment	127,022
Animal Care Clinic False Creek/Fairview	73,589	BNK & Associates	31,335
Ansan Traffic Control	1,099,096	BOA Contractors	103,086
Anthony Jones & Associates	29,816	BoBCat Country Sales Inc	104,757
Aon Consulting Inc	36,067	Bond Reproductions Inc	46,826
Apex Communications Inc	44,208	Bonsor Enterprises Ltd	39,854
Apparel Solutions International Inc	43,116	Bortolo & Sons Paving Ltd	120,233
Aquatec Plumbing & Heating	31,593	Brady's Excavating	109,476
Aramark Canada Facility Services	1,449,509	Braidana Consulting Ltd	34,717
Arbor Body Shop (1980) Ltd	128,889		

PAYMENTS TO SUPPLIERS OF GOODS AND SERVICES

CITY OF VANCOUVER

Brandt Tractor Ltd	86,175	Canadian Tire	26,006
Bres Lp Itf Sun Life Assurance Co	87,072	Canadian Utility Construction Corp	36,053
BRI Resource	39,087	Canadian Western Trust	602,862
Bridge Communications	65,929	Cannor Nurseries Ltd	137,852
Brink's Canada Limited	25,762	Canreal Management Corporation	142,666
Bristol Industrial Sales Co.	251,564	Canterbury Food Service Ltd	36,578
Britannia Community Svcs Ctre	1,644,982	Canuel Caterers	35,075
Britco Leasing Ltd	44,330	Canwest Cutting & Coring	89,664
Britco Structures	133,430	Carleton Rescue Equipment	44,390
Brite-Lite Inc Lighting & Electrical Distributors	187,893	Carlson Wagonlit Travel	39,852
British Columbia Corps Of Commissionaires	217,373	Carlson, Dana	46,459
British Columbia Housing Management Com.	11,146,937	Carrie Marsh	98,048
B C Professional Fire Fighters' Burn Fund	51,322	Carswell	50,198
British Columbia Safety Authority (BCSA)	54,888	Carter Dodge Chrysler Ltd	114,466
Broadway Locksmith Ltd	26,581	Carter Honda	66,783
Broadway Printers	37,111	Cascade Wear Ltd	119,909
Brooks Corning Co. Ltd	937,297	Cascades Resources	47,384
Brown & Keener Bressi The Philadelphia Building	70,343	Cat The Rental Store	33,095
Brown Bros Ford	76,666	CB Richard Ellis Ltd	247,244
Brown Bros Motor Lease Canada Ltd	91,541	CDC Construction Ltd	248,772
Bryan Peterson Contracting Ltd	1,411,615	CDS & Co	22,055,568
Buckland & Taylor Ltd	105,257	Cedar Crest Lands (BC) Ltd	1,140,326
Budget Rent-A-Car A Division Of Phelps Leasing	29,610	Cedar Rim Nurseries	33,455
Building Opportunities With Bus. Inner City Soc.	329,593	Cellcom Wireless Inc	34,943
Buller, Robert Vancouver City Planning Comm.	40,450	Centennial Food Service	117,354
Bulls-Eye	84,122	Central Heat Distribution Ltd	357,123
Bunt & Associates Engineering (BC) Ltd	89,228	Central Pacific Trucking Ltd	66,884
Busby Perkins & Will	302,811	Ceres Global Consulting Inc	46,786
Buster's Towing (1987) Ltd	463,771	Ceyssens & Bauchman Barristers & Solicitors	25,990
Busy Bee Cleaners	25,383	Ch2M Hill Canada Ltd	237,257
Butler Survey Equipment Ltd	128,211	Charles Industrial Supply	464,304
Bynett Construction Services Ltd	118,575	Charter Telecom Inc	72,086
C.A.P. Ventures Ltd	1,687,444	Checker Wireless Inc	37,206
CA Canada Company	57,968	Chernoff Thompson Architects	37,072
Cadillac Fairview Corp Ltd	399,787	Chevron Canada Limited	5,389,760
Calco Equipment (BC) Ltd	32,328	Chinatown Plaza Tenants Assn	30,520
Calibre Health Services Inc	403,593	Chinese Community Policing Centre	100,000
Cambie Animal Clinic	25,573	Christie Lites (Vancouver) Inc	58,119
Cambie Business Association	100,000	Churchill Armoured Car Service	114,119
Cambie Plumbing & Heating Ltd	44,980	CIBC Credit Card Services	27,862
Cambie Roofing & Drainage Contractors Ltd	30,191	Cimco Refrigeration	81,153
Cambridge Plumbing Systems Ltd	41,095	Cintas	103,097
Canada Bread West	47,279	CIS Rentals	221,370
Canada Law Book Inc	41,125	CIT Financial Ltd	45,200
Canada Line Rapid Transit Inc	15,826,668	Citicorp Vendor Finance Ltd	51,645
Canada Mortgage & Housing Corp	43,630	Citius Performance Corp	73,983
Canada Pipe Co. Ltd	782,054	City Farmer	130,263
Canada Post Corporation	429,150	City Projects Ltd	34,593
Canada Spring Mfg (1988) Inc	42,062	City Square Property Holdings Inc	443,083
Canada Ticket	37,681	Cityspaces Consulting Ltd	52,411
Canadian Dewatering Ltd	102,721	Claymore Clothes (1982) Ltd	106,268
Canadian Drafting & Engineering Supplies Ltd	85,019	Cleartech Industries Inc	101,812
Canadian Fuel Oil Polishing (1995) Ltd	41,769	Coast Hudson Ltd	85,895
Canadian Linen Supply	129,490	Coast Mountain Buslink	498,385
Canadian Management Centre	39,055	Coast Paper	44,087
Canadian Pacific Railway Co	111,199	Coast Salish Arts	41,000
Canadian Pest Control Ltd	69,317	Coast Vari-Temp Industries Ltd	28,715
Canadian Police College	94,182	Coastal Ford Sales Ltd	1,988,328

Cobalt Engineering	32,527	Deltason Trading Ltd	77,299
Coca-Cola Bottling Ltd	227,971	Demco Disposal Service Ltd	32,187
Coinamatic	40,519	Destination Auto Group	43,274
Colcanada Trading Corp	158,803	DGBK Architects	963,766
Collingwood Business Improvement	172,500	Dhaliwal Trucking	81,811
Collingwood Policing Centre	100,065	Dhillon Charan Singh	76,728
Collins, John	65,821	Diamond Head Consulting Ltd	44,664
Colt Canada	105,164	Dianne & Don's Bldg Maintenance	71,376
Columbia Bitulithic Limited	701,427	DiBCo Underground Limited	968,584
Commercial Drive Business Society	399,120	Dietlein Construction Inc	92,902
Commercial Electronics Ltd	64,766	Digital Audio Corporation	27,248
Commercial Solutions Inc	41,596	Direct Energy Business Services	2,269,112
Commercial Telecom Group Inc	45,843	Direct Equipment West Ltd	462,828
Commonwealth Historic Resource Mgmt Ltd	60,184	Directional Mining & Drilling Ltd	246,794
Compass Group Canada (Beaver) Ltd	128,590	Dirks Landscape Design/Build Ltd	57,240
Compass Resource Management	94,418	Dobell Advisory Services	106,721
Compton Intl. Fundraising (North America) Ltd	26,500	Dobney Foundry Ltd	30,399
Computershare Trust Co Of Canada	6,666,923	Dodwell Realty Ltd	34,085
Concord Elevator BC Ltd	27,419	Dominion Fairmile Construction Ltd	145,918
Concord Security Corp	599,037	Don Dockstader Motors	42,787
Coneco Komatsu	167,070	Donald Flooring Contract Sales Ltd	33,787
Contemporary Landscapes Inc	121,956	Donaldson Engineering Ltd	36,575
Continental Roofing	184,558	Donaldson Jette Barristers	66,652
Contractorshaven.Com	46,878	Donovan Sales Ltd	36,833
Contractorsheaven.Com	44,610	Douglas Lake Equipment Lp	53,282
Coral Engineering Limited	72,670	Douglas Park Community Assoc.	156,554
Coriolis Consulting Corp	118,100	Douglas Welch Design	203,658
Corix Water Products Inc	409,573	Downtown Revitalization Prog Soc	44,912
Cornerstone Planning Group Vancouver & Victoria Corp Of Delta	49,171	Downtown Van. Business Improvement Assn.	1,934,600
3,683,623		Draeger Canada	36,369
Counter Quake Services Inc	32,414	Dream Rider Theatre Society	46,358
Cpisra 2007 Boccia World Cup Host Society	30,000	Drive Products	88,006
Creative Battery Systems	88,378	Dtm Systems Corporation	35,471
Creative Door Services Ltd	33,883	Dueck Chevrolet Old Cad Ltd	50,051
Crestwood Window Fashions	31,467	Dun & Bradstreet Canada Ltd Station A	36,087
Crocker Equipment Co. Ltd	27,785	Dunbar Community Ctre Assoc.	192,507
CSDC Systems Inc	102,616	Duocom	63,127
CSI Crime Sciences Inc Invitro Sciences Inc	31,499	Durante Kreuk Ltd	45,986
Cullen Diesel Power Ltd	143,455	Duron Pacific Restorations Ltd	34,980
Curt T. Griffiths Ltd	71,104	Dye & Durham	31,669
Custom Loading Ltd	49,315	Dyna Engineering Ltd	57,576
Custom Protect Ear Inc	77,035	Dynix	91,314
D&L Security Systems	36,354	Dyplex Communications Ltd	98,644
D. Mehta & Associates, "In Trust"	972,227	E. Lees & Associates Consulting Ltd	213,524
Daigle Welding & Marine Ltd	253,196	E.B. Horsman & Son	30,143
Dams Ford Lincoln Sales Ltd	152,125	E.S.K. Enterprise Ltd Commercial Cleaning	201,208
Danco Equipment Inc	28,572	Eagle Ridge Mechanical Contracting Ltd	139,312
Datanet Imaging Systems	52,172	Eagle West Truck & Crane Inc	73,929
Daves Surplus	170,988	Earl Francis Pro Shop	88,683
Davie Village Business Improvement	500,000	East West Plastic & Electric	29,048
Davis & Avis, In Trust Barristers & Solicitors	61,685	EBA Engineering Consultants Ltd	971,789
Davis & Company	52,139	Ebsco Canada Ltd	312,826
DB Perks & Associates Ltd	64,929	Eburne Hauling & Loading Ltd	48,955
DCF Consulting Ltd	185,678	Ecologic Consulting	60,369
Decisionone Corporation	217,111	E-COMM	21,060,209
Del Equipment	55,441	Economics Research Associates	49,106
Delcan Corporation	523,188	Econo-Wise Office Furniture	32,495
Dell Canada Inc	81,694	Ecowaste Industries Ltd	38,911

Eddy Moore Trucking	108,145	Full Spectrum Coaching Carollyne Conlin	29,415
Edenvale Div Of Ew Disaster Kleenup L P	90,700	FVB Energy Inc	363,537
Eecol Electric (Sask) Inc	175,836	G&R Singh & Son Trucking Ltd	76,355
Electrical Industry Training Institute	26,340	G. Brar & Sons	73,210
Elliott Investigations	35,966	G. Magus Excavating Ltd	105,965
Elm Technologies Ltd	27,939	G. Mann Trucking Ltd	110,017
EM Plastic & Electric Prod Ltd	46,495	G. Trasolini Contractors Ltd	350,115
EMCO Corporation	390,236	Gage-BaBCock & Associates	28,581
Emergeo Solutions, Inc	26,692	Gait Enterprises Ltd	62,594
Engineering Harmonics	124,886	Garda	104,199
Ensign Pacific Lease Ltd	89,815	Gardens By Nature Landscape Services	45,052
Enterprise Geoscience Services Ltd	33,545	Gartner Lee Limited	144,324
Enterprise Rent-A-Car	415,781	Gary Pharness & Associates Ltd	150,913
Entire Building Svces Ltd	142,871	Gastown Business Improvement Soc	395,389
Enviro-Vac	85,516	Ge Canada Leasing Services Company	32,479
Epic Data Inc - Adc Solutions Group	66,927	Ge Security Canada	103,761
Epi-Use Labs	60,225	Gencor Industries Inc	46,494
Esc Automation Inc	150,242	General Paint	73,712
Esri Canada Ltd	38,981	Genesis Food Equipment Inc	27,997
E-Tech Consulting Inc	220,589	Genius Uniform & Garment Mfg. Ltd	160,336
Evergro Canada Inc	162,035	Geomap GIS	62,151
Evin Industries Ltd	38,036	George Bubas Motors Ltd	87,108
Excelsior Building Mtce Ltd	34,607	Gescan	86,660
Executive Building Maintenance Inc	89,251	Gladding Mcbean	73,879
Executive Lock & Safe Ltd	32,358	Global 360 Inc	111,072
Fairmeade Investments Ltd	40,633	Global Golf Advisors Inc	31,800
False Creek Community Association	77,524	Global Rental Canada, Ulc	134,895
False Creek Harbour Authority	72,148	Golder Associates Ltd	283,347
Farm Tek Turf Services Inc	105,524	Gomberoff Bell Lyon Architects Group Inc	25,848
Farris, Vaughan,Wills & Murphy Llp	722,655	Goodbye Graffiti Inc	257,399
Fasken Martineau Dumoulin-In Trust	666,155	Goodrich Realty Corp "In Trust"	100,000
Fast First Aid & Survival Technolgies Limited	37,795	Goodrich Realty Corporation	40,450
Fast Track To Employment (Fte)	354,558	Gordon Crane & Hoist Inc	51,100
Federation Of Canadian Municipalities	80,447	Gordon Latham Limited	141,023
Finning (Canada) A Division Of Finning Intl.	325,889	Graham Rawlings Consulting Ltd	40,596
Finning Power Systems	79,555	Grand & Toy	262,517
Fireworks Marketing Group	99,280	Grandview Blacktop Ltd	296,889
First Choice Waste Disposal Ltd	38,966	Grandview Community Assn.	28,248
Fisher & Associates Solutions Inc	32,052	Grandview Woodland Com. Police Office Soc.	100,000
Fleck Contracting Ltd	50,016	Granville Island Brewing	33,142
Fleming Decal & Sign Ltd	32,469	Great West Life	2,211,185
Flexahopper Plastics	38,188	Greater Van. Sewerage & Drainage District	39,624,174
Flora Design L&scaping & Maintenance Inc	187,436	Greater Vancouver Transportation Authority	29,703
Forum Group	84,733	Greater Vancouver Water District	41,206,603
Forzley, Richard	46,216	Green Line Hose & Fittings (BC) Ltd	25,323
Four Star Waterworks Ltd	392,169	Green Valley Fertilizer Ltd	52,665
Frank T Spartano "In Trust"	3,190,885	Greenline Golf & Turf Equip Ltd	66,495
Fraser River Pile & Dredge Ltd	1,892,800	Greenlite Traffic	34,835
Fraser Valley Controls Ltd	147,365	Greg Bubas/Victoria Excavating	76,199
Fraser Valley Equipment Ltd	154,089	Groupe Atlas	32,312
Fraser Valley Steel & Wire Ltd	29,956	Groupe Lgs Inc 6E Etage Bureau 6758	64,496
Fred Surrige Ltd	41,600	Grouse Mountain Resorts Ltd	42,342
Fred Welsh Ltd	42,998	Grover Elliott & Co Ltd	29,549
Freeway Mazda	26,929	Guillevin International Co	302,260
Freightliner Of Vancouver Ltd	90,694	GYR Enterprises Inc	103,861
Fricia Construction Inc Ron Vander Meulen	222,975	Habitat Systems Inc	157,366
Friesen Equipment Ltd	45,395	Haebler Construction Projects Inc	5,235,673
Fujitec Canada Inc	104,996	Halcyon Traffic Control Ltd	129,419

Halifax Regional Library	173,197	IP Impressions In Print Ltd	30,998
Hanley Agencies Ltd	58,664	IPAC Chemicals Ltd	26,266
Hans Trucking Ltd	44,278	Iron Mountain Canada Corporation	103,687
Hanscomb Limited	75,075	Irving Tire Ltd	154,858
Harassment Solutions Inc	107,507	Italy Restaurant & Delicatessen	29,283
Harrison Fitness Equipment	37,884	ITT Flygt	155,034
Harry Powar Trucking	42,996	J & M Trucking	101,107
Hastings Brass Foundry Ltd	27,532	J. Brown Trucking Co. Inc	100,206
Hastings Community Association	25,543	J. Bhinder Trucking	50,077
Hastings North Area Planning Assoc.	100,000	J. M. Campbell Cleaning Service	90,454
Hastings North Bus. Improvement Assoc.	261,872	J. R. Virk Trucking Ltd	70,931
Hatch Mott Macdonald Ltd	176,955	J.S. Sanghera Trucking	66,117
Hay Group Limited	35,860	Jacques Whitford Ltd	118,202
Hazco Environmental Services Ltd	6,731,132	James H Bush & Assoc. Prof. Quantity Surveyors	108,101
Hazmasters Environmental Controls Inc	85,292	Jane Anderson, In Trust Barrister & Solicitor	1,605,131
Health Quest	33,451	Janitors' Warehouse	836,233
Healthserv Professionals Inc	60,267	Jastram	27,729
Heatherbrae Builders Co Ltd	10,949,857	Jerry Williams Excavating Ltd	59,495
Heenan Blaikie - Lawyers	84,952	Jesse's Moving & Storage Co.	32,010
Helping Spirit Lodge Society	89,829	Jim Cook Trucking	69,361
Henderson Recreation Equipment Ltd	29,658	Jim Pattison Toyota Downtown	67,599
Henriquez Partners Architects	29,072	JJM Construction Ltd	3,572,435
Heritage Office Furnishings Ltd	357,393	Johnson Doric Doyle	26,565
Holaco Construction (1997) Ltd	208,344	Johnston & Mckinnon Demolition	32,110
Holiday Inn	48,730	Joints	30,212
Holland Barrs Planning Group Inc	35,423	Jones, Sharon	26,022
Home Depot Credit Servcies	124,762	JSI Telecom Division Of Jatom Systems Inc	158,152
Honeywell Limited	65,631	Junxion Strategy Inc	91,418
Horseshoe Star Holdings Ltd	130,505	Justice Institute Of BC	84,890
Hothi Trucking	53,492	Kal Tire	733,893
Hotson Bakker Architects	55,136	Kalef Consulting	44,975
Houle Electric Limited	149,147	Karyo Communications	56,286
Hub Fire Engines	277,779	Kasian Architecture Interior Design & Planning Ltd	47,533
Hubner, Travis	34,938	Kask Brothers Division Of Lafarge Canada Inc	448,249
Hughes Condon Marler: Architects	1,225,277	KCC 4Th Avenue Business Improvement	135,000
Hurst, Phil	109,561	Kee-Lok Security Supplies Ltd	35,833
I2 Inc	102,311	Keith Plumbing & Heating Co Ltd	156,473
IBM Canada Ltd	345,130	Ken Bradley Trucking & Excavating Ltd	33,718
ICBC	1,636,604	Ken Wallsmith Contracting	106,094
ICI Canada Inc	29,046	Kenny's Trucking	27,256
ICI Paints (Canada) Inc	28,613	Kensington Comm Ctr Assn	38,171
Idaz Construction	53,138	Kerr Wood Leidal Associates Ltd	79,317
Ideal Distributors Ltd	32,036	Kerrisdale Business Assoc.	382,000
Ikari Construction	80,099	Kerrisdale Comm Ctr Society	57,121
Imperial Oil Central Collections	985,882	Kerrisdale, Oakridge, Marpole Crime Preven. Soc.	100,000
Imperial Paving Ltd	1,924,991	Keso Turf Supplies	50,114
Information Builders (Cda) Inc	104,873	Keystone Environmental Ltd	115,533
Inglis, Gordon	44,771	Killarney Community Centre Society	87,827
Inprotect Systems Inc	90,556	King Luminaire Company Inc	38,488
Insurance Corp Of BC Facilities Acctg	210,935	Kingsgate Mall LP C/O The Beedie Group	237,279
Intercontinental Truck Body Inc	138,790	Kitsilano Community Ctre Assn.	178,041
Interlox Building Systems Ltd	109,461	Knight Safety Ltd	57,475
International Crowd Management Inc	37,222	Kodiak Trucking & Equip Ltd	755,983
International Machinery Sales Inc	104,052	Kone Inc	400,723
International Paper Industries Ltd	527,516	Konica Minolta Business Solutions Ltd	177,233
International Truck & Engine Corporation	542,361	Korn / Ferry International	151,734
Interprovincial Traffic Services Ltd	316,881	KPMG Inc	189,775
Intertrade Canada Limited	47,761	Kristo's Glass Services Inc	39,806

L & L Painting & Sandblasting	144,041	Mega-Tech	33,910
L & M Backhoe Services Ltd	255,582	Mercer H R Consulting BCE Place	26,587
Lafarge Canada Inc	1,799,599	Merrick Architecture	248,452
Land Measurement Systems Inc	39,746	Meta West Sales Ltd	116,941
Landfillfire Control Inc	28,469	Metro Motors Ltd	41,995
Lang Michener	35,497	Metro Parking Ltd	116,208
Langfab Fabricators Ltd	39,329	Metro Roofing & Sheet Metal	118,621
Lathey, Christine	62,376	Metro Testing Laboratories Ltd	61,731
Lawnboy Enterprises Ltd	70,208	MGCG Ltd	25,652
Lehigh Northwest Cement Ltd	27,775	Michel Gravel Agency, Inc	76,586
Lens & Shutter	39,879	Microserve, V8205	1,764,422
Levelton Consultants Ltd	257,214	Microsoft Canada Co	86,496
Lew & Lee, In Trust Barristers & Solicitors	1,770,191	Midland's Workwear Plus	79,181
Lexisnexis Canada Inc	59,904	Mike Douglas Excavating	107,659
Li, Joseph	57,658	Mike's Building Restoration Ltd	117,559
Liberte Contracting	118,786	Milani Plumbing Drainage & Heating	148,956
Life Fitness	40,062	Millennium SEFC Managed Account	487,643
Livingston International Inc	49,946	Millennium Southeast False Creek Properties	22,690,827
Locke Mackinnon Domingo Gibson & Assoc.	36,742	Miller Cartage & Contracting Ltd	30,208
London Drugs	48,559	Miller Thomson LLP Robson Court	32,563
Lordco Parts Ltd	49,274	Milliken & Co Agencies Ltd	153,455
Louis Garneau Sports Inc	29,385	Mills Basics	536,903
Louise Kool & Galt	63,622	Minister Of Finance	400,000
Lower Mainland Ceramic Tile Ltd	25,757	Minister Of Finance & Corp. Rel. Prod. Distr. Cent.	143,520
Lower Mainland Fast Freight Inc	57,382	Minister Of Finance C/O Ministry Of Attorney Gen.	260,500
Lukan, Allice D	25,314	Minister Of Finance Com. Partnerships Branch	116,182
Luna Management Ltd	70,115	Minister Of Finance Prov. Of BC - Ar Land Section	157,112
Lynch, Almute	30,944	Ministry Of Finance Queen's Printer	39,964
M/A-Com Private Radio Systems Corp	66,419	Miso Gardening & Landscaping	44,883
Magee, Seja	34,870	Mission Contractors Ltd	389,420
Magnus Booth	138,723	Mitchell Press Limited	84,140
Mahil Trucking	83,450	MMK Consulting Inc	42,400
Mainland Demo Contracting Ltd	732,596	Modu-Loc Fence Rentals Ltd	63,255
Mainland Information Systems	1,172,977	Moody's Investors Service	47,700
Mainland Labour Contracting Ltd	349,589	Morrey Nissan	30,499
Mainland Sand & Gravel Ltd	2,094,833	Morrow Environmental Consultants Inc	510,737
Mainroad Maintenance Products Ltd	207,840	Mortal Coil Performance Society	99,858
Malcolm Campbell & Son Ltd	30,956	Morton Clarke & Co. Ltd	29,886
Mapinfo Corporation	47,322	Motorola Canada Ltd	114,398
Marine Roofing (1996) Ltd	290,201	Mount Pleasant Commercial	210,000
Marine Roofing Repair & Mtce Serv. (2003) Ltd	95,133	Mount Pleasant Community Centre/Assn.	57,820
Mark Suttle Agencies Ltd	44,970	Mounted Squad Paddock Fund	29,275
Marpole Business Association	138,500	Mueller Flow Control	906,135
Mar-Tech Underground Services Ltd	36,085	Mundi Trucking Ltd	104,154
Martello Property Services Inc	107,384	Municipal Pension Plan	40,123,253
Matra Construction Inc Michael Baker	159,147	Mustel Group	48,866
Maxium Financial Services Inc	47,460	N.D. Graphic Products Limited	34,170
Maxxam Analytics Inc	73,678	Napa Auto Parts	368,027
Mcasphalt Industries Ltd	27,694	Nashco Consulting Ltd	234,999
Mccarthy Tetrault	40,049	National Car Rental	83,465
Mccloskey Bros Mfg Canada Ltd	26,072	National Energy Equipment Inc	62,739
Mcgregor & Thompson Hardware Ltd	54,781	Nedco Div. Of Westburne Ind. Ent Ltd	157,463
Mclachlan Brown Anderson Brstrs & Scltrs	433,701	Nelson Tsui Law Corp.	5,144,418
Mcrae's Environmental Services Ltd	897,341	Neopost	64,975
MD Charlton Co. Ltd	196,862	Neptune Food Service	178,108
MDE Electrical Contractors Ltd	255,868	Neptune Technology Group	59,390
Medical Services Plan Of B.C.	3,632,726	Net-Tec Security Services Inc	39,608
Medisys Health Group LP	222,338	Neufeld W. R.	83,084

New Line Hose & Fittings	65,433	Pardaman Sekhon	26,019
New Moon Excavating Ltd	62,341	Park Hospitality Serv. Ltd DBA Stanley Park Pav.	267,737
New West Gypsum Recycling (BC) Inc	256,927	Parker Pacific Equipment Sales	125,891
Newalta	112,209	Parking Corp Of Vancouver	324,582
Newco Glass Tinting Ltd	33,585	Parklane Homes	44,149
Newton, Kelly	50,598	Parkwood Construction Ltd	1,203,970
Nexinnovations Inc	1,267,635	Parolin & Company	98,904
Nexint Learning	84,075	Patricia Chan "In Trust"	50,146
Nichols Creative	32,475	Pattison Sign Group	34,017
Nichols, W.	64,210	Paul's Radiator (1985) Ltd	35,974
Nicholson, Darrell	25,634	Paving Solutions	101,079
Nicholson, Terry	36,561	PBA Consulting Engineers	33,957
Noritsu Canada	187,745	Pendpac Inc	126,772
Norseman Plastics Limited	39,983	Perspectives H R Consultants Inc	101,437
North Fraser Port Authority	58,891	Peter Griffiths, In Trust Notary Public	56,082
Northern Building Supply Ltd	312,236	Peter Motomasa Saito	75,000
Northern Innovators Inc	26,312	Peterson Stark Scott "In Trust"	7,437,860
Northland Chipper Sales Ltd	29,122	Petro-Canada	146,120
Northwest Mower & Supply	33,048	PHH Canada Inc	244,411
Nova Pole International Inc	482,279	Phoenix Enterprises Ltd	60,961
Novacom Construction Ltd	273,162	PHS Community Services Society	172,870
Novax Industries Corporation	302,801	Pickering Safety	67,470
Novell Canada	44,667	Pics Smartcard Inc	32,827
Oakcreek Golf & Turf Inc	87,491	Pinton Forrest & Madden	41,965
Oakley Canada Inc	40,984	Pitney Bowes	92,914
Oakridge Centre Vancouver Holdings Inc	486,525	PJ White Hardwoods Ltd	40,621
Ocean Construction Supply Ltd	911,883	Plaza 500 Hotel	106,607
OCLC, Inc	160,052	Point Grey Village Business	70,000
Office Depot (Canada) Inc	198,799	Poirier, Raymond	47,710
Office Essentials Inc	34,923	Port Coquitlam & District Hunting & Fishing Club	108,987
Okanagan Spring Brewer	37,878	Poschner Construction (88) Ltd	1,938,028
Olympia - Triumph	31,580	Postage By Phone	78,970
Omni Security Systems Ltd	82,693	Potluck Catering	26,937
Openroad Communications	153,329	PPE Labs (Division Of Associated Safety Inc)	44,248
Optimum Public Relations	168,581	Precision Camera Inc	25,540
Oracle Corporation Canada Inc	68,396	Premier Envelope	74,018
Osram Sylvania Doug Booth	105,531	Premier Security Inc	278,784
Overhead Door Company	74,861	Pressed Metal Products Ltd	73,398
Oxford Construction Ltd	45,952	Price Waterhouse Coopers	110,302
P. S. I. Fluid Power Ltd	116,422	Pritpal Singh Narwal Notary Public, "In Trust"	555,930
Pacific Blasting & Demolition Ltd	31,391	Pro Tool	34,627
Pacific Blue Cross	11,058,408	Progressive Messenger Ltd	138,841
Pacific Bolt Mfg. Ltd	38,447	Proscenium Architecture Inc	2,170,978
Pacific Cent. Leaseholds Ltd	1,571,241	PTV America, Inc	37,014
Pacific Coast Heavy Truck Group	70,817	Public Library Interlink	130,877
Pacific Community Resources Society	42,680	PWL Partnership Landscape Architects Inc	381,508
Pacific Controls Ltd	37,872	QCA Systems Ltd	43,884
Pacific Cutting & Coring Ltd	161,396	Qualichem Industrial Products Ltd	47,163
Pacific Electrical Installations Ltd	36,702	Quantum Lighting Inc	212,303
Pacific Fasteners Ltd	29,041	Quantum Murray LP	412,100
Pacific National Exhibition	1,073,607	R. Kim Perry & Associates	49,857
Pacific Newspaper Group	234,592	R. Nicholls Distributors Inc	1,277,360
Pacific Risk Management Corp.	40,825	R.F. Binnie & Associates Ltd	99,107
Pacific Safety Products Inc	465,134	R.M.B. Construction	59,611
Padam, A.	47,760	Radioworks	25,232
Pallan, Paul	26,010	Raider-Hansen Inc	36,682
Panel Products	33,514	Ram Mechanical Ltd	40,153
Paragon Food Equipment Inc	31,276	Raptor Ranch - Bird Of Prey Center	40,344

PAYMENTS TO SUPPLIERS OF GOODS AND SERVICES

CITY OF VANCOUVER

Ray & Berndtson/Tanton Mitchell Inc	104,345	Seavancouver Festival Society	30,000
Raybern Erectors Ltd	59,987	Secure Links	37,935
Ray-Cam Co-Op Association	170,600	Securican	29,770
Ray-Cam Co-Operative Centre	47,058	Sensus Metering Systems	212,861
Read Jones Christoffersen Ltd	474,440	Set Can Corporation	87,334
Realclean Drycleaners	28,406	SGBIA	430,000
Receiver General For Canada Industry	46,172	Shaw Cable	39,114
Receiver General Of Canada	17,681,780	Shell Canada	384,504
Receiver General Of Canada	440,250	Sheran Trucking	41,116
Receiver Gen. Of Canada Pub. Works & Gov't Serv.	353,289	Sherine Industries Ltd	110,588
Receiver General Of Canada RCPM	151,568	Shi Lockbox # T57580C	92,865
Redmonds Trucking & Backhoe	113,413	Shirtland Laundry & Dry Cleaners Ltd	632,961
Regina Public Library	109,821	Shon Group Realty	39,621
Renfrew Park Community Centre Association	60,780	Shotton, Jeremy	110,395
Reputations Corporation	29,680	Simon's Bike Shop	26,308
Resqtech Systems Inc	42,444	Singleton Urquhart In Trust	700,000
Rethink Communications Inc	71,550	Smart, Harris & Martland	47,094
Richard Singer	38,737	Smith Bros & Wilson (BC) Ltd	7,451,616
Richards Buell Sutton LLP, In Trust	28,569	Smithrite Portable Services Ltd	117,601
Richco Contracting Ltd	128,642	Snap On Tools	32,477
Richmond Chrysler Jeep Ltd	98,532	Snelling Services Inc	88,030
Richvan Holdings Ltd	32,066	Softchoice Corporation	134,580
Riley Park Community Assn.	34,467	South Cambie Trucking Ltd	69,714
Risi Claudio	102,264	South Hill (Fraser Street)	96,000
RLM Learning Innovations Inc	32,357	South Vancouver Community Policing Centre	100,000
RMRS For Postage	318,000	Southside Nissan	31,012
Road Warrior Cutting	86,895	Space2Place Design Inc	25,315
Robson Street Business Assoc.	447,189	SPARC BC	35,783
Rogers	521,880	Spears Sales & Service Ltd	55,232
Rogers Business Solutions	344,527	Specimen Trees Wholesale Nurseries Ltd	62,494
Rollins Machinery Ltd	224,431	Spectratec Services Group Inc	137,739
Roper Greyell Barristers & Solicitors	366,697	Sperling Hansen Associates	111,507
Rose Security Services Inc	619,084	Sports Exchange The	29,388
Roton Industries Ltd Ken Johnston	58,381	Standard & Poor's	34,450
Roundhouse Community Arts & Recreation Soc.	74,117	Stanley Park Ecology Society	124,037
Roundhouse Community Centre Association	47,888	Stantec Architecture Ltd	998,566
Rowan Williams Davies & Irwin Inc	31,800	Stantec Consulting Ltd (Scl)	1,299,438
Royal Trust Corporation	56,283	Stem To Stern Marine Service	26,229
Ruskin Construction Ltd	2,002,820	Stikeman, Elliott	540,042
Russell Food Equipment	35,178	Strategic Corporate Wear	27,633
S Chahal Trucking	74,893	Strathcona Area Merchants Society	495,000
S K Sanitary Specialties Mfg Ltd	162,716	Strathcona Community Centre Association	60,872
S M Auto Import Servc	48,287	Sumus Technology Limited	28,700
S Sidhu Trucking	80,742	Sun Life Financial	90,840
Sabatino & Company, In Trust	6,194,748	Sun Life Of Canada Group	856,729
Safetek Emergency Vehicles Ltd	11,824,972	Superior Propane	87,628
Safety Grid Pavements Ltd	357,850	Surfwood Supply (1964) Ltd	112,132
Sandpiper Contracting Llp	72,047	Sustainable Community Enterprises	49,304
Sandwell Engineering Inc	65,500	Swing Time Distributors Ltd	193,251
Sangha Trucking	37,617	Sysco Vancouver	127,190
SAP Canada Inc	1,503,874	Syscon Justice Systems Ltd	29,900
Saputo Foods Limited	39,704	T. Moscone & Bros. Ground Maintenance Ltd	40,385
Schenke/Bawol Engineering Ltd	207,652	T. Rai's Trucking	57,068
Scott Designbuild Ltd	477,533	T. S. Trucking	78,671
Scott Spring	40,753	Tactical Advantage Law Enforcement Products Inc	98,379
Scott, Jim	208,943	Targa Contracting Ltd	517,368
Sea To Sky Transfer	26,210	Target Products Ltd	113,450
Seanix Technology Inc	364,905	Tec Floor Coverings Ltd	73,513

PAYMENTS TO SUPPLIERS OF GOODS AND SERVICES

CITY OF VANCOUVER

Telus	34,539	Unisource Canada Inc	66,451
Telus Communications (BC) Inc	1,553,410	United Airlines	52,273
Telus Mobility	607,543	United Rentals Of Canada, Inc	359,808
Telus National Systems, Inc	223,182	University Of British Columbia	38,452
Telus Outside Plant Engineering	30,511	Urban Impact Recycling Ltd	32,134
Telus Security Solutions	38,002	Urban Native Youth Association Outreach	450,050
Telus Services Inc Payment Processing	92,667	Urban Sawing & Grooving Co.Ltd	448,314
Terasen Gas Inc	1,922,199	Valley Traffic Systems Inc	27,446
TGK Irrigation Ltd	37,687	Van Der Zalm & Associates Inc	45,129
Tham Demo & Excavating Ltd	51,596	Van Firefighter's Concert & Marching B&	49,730
Thauli, As	40,988	Van, Carlos	26,676
The Active Network Ltd	151,757	Vanbots Construction Corp	11,421,005
The Alberta Library	169,127	Vanc Sun/Prov	165,414
The Counsel Network	35,083	Vancity Trust Services (VESP)	882,770
The Flag Shop	42,928	Vancouver Aboriginal Com. Police Centre	101,938
The Georgia Straight	26,647	Vancouver Chinatown BIA Society	205,700
The Globe & Mail	42,384	Vancouver Civic Employee Assistance Soc.	235,750
The Great West Life Assurance	151,650	Vancouver Coastal Health Authority	1,459,596
The Hastings Institute City Of Vancouver	30,296	Vancouver Demolition Ltd	25,273
The Law Society Of BC	50,456	Vancouver Economic Development Comm.	1,124,933
The Legal Freelance Centre	60,000	Vancouver Fraser Port Authority	40,364
The Pan Pacific Hotel	80,686	Vancouver Heritage Foundation	106,000
The Pin People	39,238	Vancouver Holdings Ltd	190,251
The Social Research & Demonstration Corp.	68,198	VANOC For The 2010 Olympic	7,276,091
The Tempest Development Group Inc	493,090	VANOC For The 2010 Olympic & Paralympic	512,778
The Vancouver Club	228,705	Vancouver Police Homicide -VPCU A/C	43,450
The Vancouver Courier	149,328	Vancouver Public Housing Corp	179,118
The Westin Bayshore	37,020	Vancouver School Board	465,386
The Yes Resolution Group Inc	43,765	Vancouver Trolley Company (1996) Limited	211,360
Thomson, Elizabeth	52,358	Vandusen Botanical Gardens Assn	39,418
Thorco West Equipment Ltd	35,957	Van-Ed Equipment	38,906
Thunderbird Plastics Ltd	70,376	Vanglo Painting & Decoration	26,044
Thyssenkrupp Elevator	43,507	Van-Kel Irrigation	28,875
Toe-Hoe Leasing Ltd	83,810	Vanport Enterprises Ltd	115,335
Tomko Sports Systems Inc	28,925	VCR Print Co. Ltd	68,172
Toronto Public Library	123,513	Veterans Memorial Housing Soc.	77,665
Totem Roofing & Insulation Ltd	44,573	Victoria Drive Business	129,941
Toter Incorporated	66,357	Viking Fire Protection	79,286
Trafco (Canada)	119,199	Vimar Equipment Ltd	244,602
Trane Canada	111,393	Vital Link Ice Cream & Event Marketing	160,371
Trans Power Construction (1999) Ltd	104,056	W H Lowden Inc	145,784
Transform Compost Systems	34,604	W Redevelopment Group Inc	1,050,000
Trauma Tech	29,139	Wally Watt Trucking Ltd	36,558
Travelers Financial Corporation	37,408	Walter Francl Architecture Inc	922,289
Trev Deeley Motorcycles	56,518	Warrington PCI Management	1,860,216
Tritech Water & Wastewater Systems	712,977	Waste Control Services	363,939
Trow Consulting Engineers Ltd	38,318	Waste Management Of Canada Corporation	133,133
Troy Sprinkler Limited	43,452	Watari Research Association	303,328
Tutt Brothers Transportation Ltd	27,892	Watson Gloves	60,819
Tyam Construction Ltd	95,842	Wayne F. Guinn, In Trust Barrister & Solicitor	1,298,030
Ty-Crop Manufacturing Ltd	72,149	Webtech Wireless	120,446
Tymm, Ingrid	45,606	Webtrends Inc	31,109
UBC	102,878	Weir Canada, Inc	33,055
Ulmer Contracting Ltd	87,933	Wescan Direct Mail Service (1982) Ltd	100,362
Under Pressure Property Maintenance	29,698	Wesco Distribution Canada Inc	875,353
U-Need-A-Bottle Service Ltd	35,780	Wesco Industries Ltd	86,681
Union Of BC Municipalities (UBCM)	200,869	West Canadian Industries Group Ltd	30,529
Unique Promotion	28,825	West Coast Electric Ltd	95,588

PAYMENTS TO SUPPLIERS OF GOODS AND SERVICES**CITY OF VANCOUVER**

West Coast Elevator Serv. Ltd George Sutherland	38,197	Winvan Paving Ltd	89,916
West End Community Centre Assn	69,904	Wood Wyant Inc	158,550
West Lease, Divi. Of Westminster Auto Leasing Ltd	166,230	Workers' Compensation Board Of BC	5,032,296
West Point Grey Comm Ctr Assn	119,690	Wurth Canada Ltd	132,078
Westcoast Engineering Group Ltd	166,754	Xerox Canada Ltd	798,172
Westend Coal Harbour Community Police Centre	100,000	Yaletown Business Improvement Assoc	295,000
Western Canada Tube Products Ltd	31,970	Yen Bros Produce Ltd	373,968
Western Excavating	97,897	Yeomen Property Maintenance & Renovation	84,533
Western Safety	31,028	Young's Landscaping Ltd	82,404
Western Star & Sterling Trucks Of Vancouver Inc	34,252	Yu, James	61,636
Westjet	88,006	Z-Card Canada	35,315
Westmar Consultants Inc	77,403	Zeemac Vehicle Lease Ltd	562,541
Westpen Properties Ltd C/O Bentall Retail Serv.	138,267	Zumro Inc	32,454
Westvac Industrial Ltd	64,407		
Westview Sales Ltd	250,615		
Westwood Topsoil Ltd	25,153	Total - Suppliers Over \$25,000	\$ 574,881,537
Whitehall Reproductions Canada	26,261		
Wicklow West Holdings Ltd	310,011	Total - Suppliers Under \$25,000	19,728,544
Wilco Landscape Westcoast Inc	7,787,773		
Wilkinson Steel & Metals	146,606	Total	<u>\$ 594,610,081</u>
William G Farish	126,389		
Willis Canada Inc	2,237,936		

Baker & Taylor Entertainment	\$ 42,252
Beijing Bookstore	37,820
British Columbia Library Association	275,970
CCH Canadian Limited	26,548
Commonwealth Imaging	30,089
Canadian Video Services Incorporated	28,966
Downtown Disc Superstop	27,505
Ebsco Canada Ltd.	158,454
Edu Reference	29,628
Gale Group	25,643
Golden Crown Book Store	57,589
H.B. Fenn And Company Ltd	59,495
Harpercollins Canada Ltd	70,880
How To Video Inc.	164,688
Imperial Hobbies	44,810
Info Canada	25,645
Ingram	45,404
Kidsbooks	31,719
L'Atelier Grigorian	49,093
Library Bound Inc.	193,823
Micromedia Limited	176,449
Midwest Library Service	57,851
Midwest Tape	73,215
Monarch Books Of Canada Ltd	25,858
Proquest Llc	31,888
Raincoast Books	102,761
S & B Books Ltd	144,525
Sino United Publishing (Canada) Ltd	239,430
Sophia Books	28,350
Stricker Books	35,141
United Library Services Inc	953,498
Vendors with total > \$25,000	<u>\$ 3,294,987</u>
Vendors with total < \$25,000	<u>1,048,691</u>
Total	<u><u>\$ 4,343,678</u></u>

The City prepares the schedule of payments based on actual disbursements processed through its Accounts Payable system. This provides assurance on completeness as the reported amounts are reconciled to the financial system cheque register and electronic funds transfer records.

The schedule of payments is a "cash basis" listing. This figure therefore will differ significantly from the expenditures in the consolidated financial statements which are reported on an accrual basis resulting in timing differences. Furthermore, there are disbursements which are not considered expenditures including payments made to other taxing authorities, employee payroll deductions, debt principal repayments. Conversely, there are expenditures which do not involve an actual disbursement (in addition to accruals) - grants offset by related revenues (e.g. Theatre operating grants), holdbacks.

This page is intentionally blank.

**STATEMENT OF
PAYMENTS OF
COMMUNITY GRANTS OR CONTRIBUTIONS**

2010 Legacies Now Society	\$ 83,333	Full Circle: First Nations Performance Society	\$ 9,500
A. S. T. C. Science World Society	91,100	Gallery Gachet Society	14,000
Aboriginal Art & Culture Celebration Society	10,000	Greater Van. Professional Theatre Alliance	6,500
Aerosa Dance Society	5,000	Green Thumb Players Society	45,800
African Stages Association Of BC	2,500	Grunt-Visible Arts Society	34,000
Anatomica Dance Society	4,500	Hard Rubber New Music Society	5,500
Arts Club Of Vancouver Theatre Society	135,000	Headlines Theatre Co. Society	22,000
Arts In Action Society	4,000	Helen Pitt Gallery	13,700
Association Of United Ukrainian Canadians	10,000	Hellenic Congress Of BC	6,000
Atmasphere Art Society	8,000	Holy Body Tattoo Society	30,000
Axis Theatre Society	29,000	I. E. Artspeak Gallery Society	24,000
Ballet BC (Pacific Ballet Society)	242,075	Islamic Heritage Society	3,000
Bard On The Beach Theatre Society	20,000	Jewish Community Centre Of Greater Vancouver	5,000
Barking Sphinx Performance Society	3,000	Jewish Museum And Archives Of BC	2,500
Battery Opera Performing Arts	9,500	Joe Ink Performance Society	15,000
BC Multicultural Health Services Society	1,500	Judith Marcuse Projects Society	18,000
Blackbird Theatre Society	9,000	Karen Jamieson Dance Society	8,000
Boca Del Lupo Theatre Society	20,000	Kidd Pivot Performing Arts Society	15,000
Brazilian Community Association	4,000	Kinesis Dance Society	3,500
Canadian Music Centre BC	16,500	Khalsa Diwan Society	10,000
Caravan World Rhythms Society	10,000	Kokoro Dance Theatre Society	16,000
Carousel Theatre Society	25,000	Latinos In Action Vancouver Foundation	6,000
Cedar Cottage Neighbourhood House	4,500	Leaky Heaven Performance Society	15,000
Celtic Fest Vancouver Society	16,000	Light Water Drums Society	4,000
Centre Cultural Francophone De Vancouver	15,000	Little Mountain Neighbourhood House Society	2,000
Centre Of Integration For African Immigrants	2,500	Lola Maclaughlin Dance Society	14,000
Children's Arts Umbrella Association	12,500	Malaspina Printmakers' Society	7,000
Children's Festival (CIAYA)	126,500	Mandala Arts And Culture Society	6,500
Chinese Benevolent Association Of Vancouver	13,500	Marta Marta Hop Society	4,500
Chor Leoni Men's Choir	15,500	Mascall Dance Society	10,000
Cineworks Independent Filmmakers Society	30,000	Media Undefined Society	10,000
Co. Erasga Dance Society	6,000	Mortal Coil Performance Society	7,000
Coastal Jazz 7 Blues Society	72,000	Movement Enterprise	7,000
Collingwood Neighbourhood House Society	2,850	Mount Pleasant Neighbourhood House	2,000
Community Arts Council of Vancouver Festival Com	2,000	Music BC Industry Association	100,000
Compaigni V'Ni Dansi Society	2,000	Music In The Morning Concert Society	11,000
Contemporary Art Gallery Society Of BC	75,000	Music On Main Society	12,000
Coyote Arts Percussive Performance Association	4,000	Musica Intima Society	16,500
Crab - Water For Life Society	1,850	Myanmar Heritage Cultural Association	1,000
Crafts Association Of BC	13,000	Native Daughters Of BC	3,500
Dancing On The Edge Festival Society	25,280	New Forms Media Society	7,000
Doxa Documentary Film And Video Festival	12,000	New Orchestra Workshop Society	10,500
Dr. Sun Yat-Sen Garden Society of Vancouver	3,500	New Performance Works	6,000
Dunbar Residents Association	1,000	Newworld Theatre Society	35,000
East Van Celebration Society	5,000	Norman Rothstein Theatre	13,000
Eastside Culture Crawl Society	10,000	O R Gallery Society	20,000
Edam Performing Arts Society	17,000	Other Sights For Artists' Projects Association	5,000
Electric Company Theatre Society	29,000	P.E.D.A.L Power Association	2,000
Elektra Women's Choir	15,000	Pacific Baroque Orchestra Society	19,500
Evergreen	6,500	Pacific Cinematheque	41,000
False Creek Watershed Society	1,000	Pacific Space Centre Society	504,000
Felix Culpa (Grinning Dragon Theatre)	9,000	Pacific Theatre	12,000
Firehall Theatre Society	62,000	Pandora's Collective Outreach Society	4,000
Flamenco Rosario	8,720	Pangaea Arts Society	10,000
Friends Of Chamber Music	18,720	Pink Ink Theatre Productions Association	20,000
Fringe Festival	32,000	Playwright's Theatre Centre	30,000
Frog Hollow Neighbourhood	3,000	Powell Street Festival Society	12,000

GRANTS CULTURAL continued

CITY OF VANCOUVER

Pride In Art Society	4,000	Vancouver Celebrates Diwali	7,500
Proximity Arts Society	4,000	Vancouver Centre For Contemporary Asian Art	30,000
Public Dreams Society	15,000	Vancouver Chamber Choir	43,705
Push Intl. Performing Arts Society	60,000	Vancouver Cherry Blossom Festival	3,000
Radix Theatre Society	8,500	Vancouver Chinese Instrumental Music Society	7,000
Raven Spirit Dance Society	5,000	Vancouver Co-Operative Radio	18,000
Realwheels Society	8,000	Vancouver East Cultural Centre	95,000
Redshift Music Society	5,000	Vancouver Folk Music Festival Society	82,500
Reel To Real International Film Festival	7,000	Vancouver Inter-Cultural Orchestra	2,000
Ruby Slippers Productions Society	14,000	Vancouver Intl. Bhangra Celebration Society	1,500
Rumble Productions Society	24,000	Vancouver Intl. Dance Festival Society	15,000
Satellite Video Exchange Society	22,000	Vancouver Intl. Film Festival Society	25,000
Science Friction Arts Society	3,000	Vancouver Intl. Writers' Festival Society	49,000
Screaming Weenie Productions	6,000	Vancouver Jewish Film Festival	7,000
Secret Lantern Society	10,000	Vancouver Latin American Film Society	5,000
Shakti Dance Society	3,000	Vancouver Maritime Museum	394,700
Solo Collective Theatre Society	11,500	Vancouver Metis Association	4,000
South Asian Family Association	5,000	Vancouver Moving Theatre Society	12,000
Standing Wave Society	3,000	Vancouver Museum Commission	717,600
Still Moon Arts Society	7,000	Vancouver New Music Society	30,000
Tara Cheyenne Performance	6,000	Vancouver Opera Association	333,650
TCCS - Special Events Association	7,000	Vancouver Out On Screen Film & Video Society	15,000
The Centre For Sustainability	15,900	Vancouver Playhouse Theatre Company	434,855
The Dance Centre	55,280	Vancouver Pride Parade	12,788
The Gr. Van. Alliance for Arts & Culture Society	40,000	Vancouver Recital Society	31,085
The Only Animal Theatre Society	7,000	Vancouver Society For Early Music	20,000
Theatre La Seizieme	25,800	Vancouver Society Of Storytelling	5,000
Theatre Replacement Society	14,000	Vancouver Summer Festival Society	40,000
Touchstone Theatre Society	33,000	Vancouver Symphony Society	916,670
Turning Point Ensemble Society	12,000	Vancouver Tap Dance Society	6,040
United Players Of Vancouver	9,240	Vancouver Venture for Diversity Society	1,000
Up In The Air Theatre Society	3,000	Vancouver Wooden Boat Society	4,000
Urban Ink Productions	8,000	Yayoi Dance Company	7,000
Uzume Taiko Drum Group Society	7,500	Vetta Chamber Music & Recital Society	7,000
Van Dyke March And Festival Society	4,000	Visceral Visions Society	4,000
Van Opera Association	28,000	Wen Wei Dance Society	12,000
Vancouver Academy Of Music	37,800	West End Seniors' Network	1,500
Vancouver Access Artists Run Centre	9,500	Western Front Society	34,000
Vancouver Art Gallery	2,080,300	Western Theatre Conspiracy Arts Society	10,000
Vancouver Asian Film Festival Society	6,000	Word On The Street Festival	10,000
Vancouver Asian Heritage Month Society	10,000	Working Arts Society	5,000
Vancouver Bach Choir	77,850		
Vancouver Ballet Society	1,000		
Vancouver Cantata Society	15,000		
Vancouver Cantonese Opera	6,000		
			\$ 8,917,691

Adult Learning Development Assn.	\$ 15,300	Pacific Com Resources Soc - Other	\$ 24,480
Battered Women's Support Services	45,900	Pacific Com Resources Soc - Vietnamese Youth	45,900
BC Coalition of People with Disability	35,700	Pacific Postpartum Support Society	17,000
Big Brothers of Greater Vancouver	38,148	PFAME:	
Big Sisters of BC Lower Mainland	45,000	Gab Youth Services	29,340
Boys' and Girls' Clubs of Greater Vancouver	60,000	Gay & Lesbian Services	25,812
Canadian National Institute for the Blind	15,300	Philippine Women Centre Of BC	18,208
Canadian Paraplegic Assn.	45,900	PIRS:	
Cedar Cottage Neighbourhood House	87,392	Lead Program	18,146
Dugout - Central City Mission	33,172	Outreach Workers	48,300
Chinese Community Library Services Assn.	35,700	Plea Kidstart Golf Challenge 2006	22,952
Collingwood Neighbourhood House Society	87,392	Purple Thistle Community Society	15,000
Community Legal Assistance Society	44,136	Renfrew-Collingwood Seniors' Society	16,524
Crisis Intervention & Suicide Prev. Centre	22,952	S.U.C.C.E.S.S:	
Downtown Eastside Abilities Link Society	10,000	Bridging The Gap Family Services	45,900
Downtown Eastside Women's Centre Assn.	81,200	Seniors' QOL Program	40,040
Downtown Eastside Youth Activities Society	68,852	Youth At Risk Program	60,000
Eastside Family Place Society	55,144	South Granville Seniors Friendship Centre	33,964
Environmental Youth Alliance	22,892	South Granville Seniors Centre - Spanish Outreach	20,288
Family Services of Greater Vancouver:		South Vancouver Neighbourhood House:	
Family Therapy	28,480	Other	85,680
Street Youth	60,500	Seniors Project	30,140
Four Eleven Seniors' Centre Society:		South Vancouver Family Place	53,000
Outreach.	46,500	South Vancouver Seniors Network Society	26,520
Project Coordinator	15,300	Strathcona Community Assn.	39,932
Frog Hollow Neighbourhood:		Taiwanese Canadian Cultural Society	15,300
Youth Skills	25,244	The Aboriginal Front Door Society	45,000
Other	73,016	The Centre For Sustainability	30,000
Gordon Neighbourhood House	57,220	The Kidsafe Project Society	20,616
Hastings Comm. Assn. - Family Enrich Centre	35,332	Thunderbird Neighbourhood Assn.	40,000
Headlines Theatre Company Society	16,484	TRAC - Tenant Resource & Advisory	40,800
Immigrant Services Society Of BC	45,900	Urban Native Indian Education Society	25,000
Information Services Vancouver Society	20,000	Urban Native Youth Assn. - Outreach	45,900
Inland Refugee Society Of BC	51,764	Vancouver Aboriginal Friendship Centre Society	1,875
Japanese Com. Volunteer Assn.	31,000	Vancouver Area Human Rights Coalition	20,000
Jewish Family Service Agency	15,192	Vancouver Assn. For The Survivors Of Torture	20,000
Kettle Friendship Society	65,000	Vancouver Community Network	24,600
Kinex Youth Initiative Self Help	30,600	Vancouver Rape Relief & Women's Shelter	32,640
Kitsilano Neighbourhood House Resource Assn.	54,436	Vancouver Recovery Club	30,780
Kiwassa Neighborhood Services Assn:		Vancouver Second Mile Society:	
Youth Programs	30,000	Downtown Neighbourhood Helpers	43,080
Seniors' Link	7,500	Downtown Eastside Seniors Centre	30,492
Other	87,392	Downtown South Neighbourhood Helpers	23,236
La Boussole, Centre Communautaire Societe	14,280	Vancouver Status Of Women	33,252
Law Courts Education Society Of BC	34,680	Vancouver Volunteer Centre	26,520
Learning Disabilities Association Of BC	22,952	Vancouver Women's Health Collective Society	35,000
Leave Out Violence (Love)	20,808	VSOC Family Programs	25,000
Little Mountain Neighbourhood - Early Years	20,000	West End Seniors' Network	45,900
Little Mountain Neighbourhood House Society	62,612	West Side Family Place Society	38,060
Marpole Oakridge Family Place Society	35,000	Western Institute For The Deaf	10,000
Marpole-Oakridge Area Council - Seniors	30,000	Wish Drop-In Centre Society	76,600
Mosaic - 3 Community Outreach Programs	137,008	Women Against Violence Against Women	40,000
Mount Pleasant Family Centre Society	62,776	YWCA Of Vancouver:	
Mount Pleasant Neighbourhood House	58,168	Crabtree Corner	56,868
Multicultural Helping House Society	35,000	Single Mothers	20,400
Network Of Inner City Community Services Society	15,000		
North Shore Counselling Centre Society	10,000		
Pace - Prostitution Alternatives	56,500		
			\$ 3,875,769

Brant Villa Daycare Society	\$16,457	Raycam Family Childminding	\$ 1,660
Britannia Community Services Centre:		Raycam Daycare Centre	6,643
Grandview Terrace Daycare	27,000	Childcare Program	431
Eaglets Daycare	16,457	Shannon Daycare Society	23,040
Kid Zone Out Of School Care	9,874	South Vancouver Neighbourhood House:	
Out of School Care	23,040	Out of School Care	13,165
Cedar Cottage Neighbourhood House:		Poppins Preschool	7,899
Lord Selkirk Out of School Care	18,102	Spare Time Childcare Society	19,749
Beaconsfield Out of School Care	9,874	St Michaels Anglican Church	16,457
Queen Alex Out of School Care	8,228	Strathcona Community Centre Assn.:	
Collingwood Neighbourhood House Society:		Other	8,557
Endowment	49,500	Preschool #2	4,608
Duke St Group Care	16,457	Out Of School Care	11,520
Sarah House Childcare	16,457	Sunset Childcare Society	16,457
Carlton Out Of School Care	9,874	Sunset Community Assn.:	
Developmental Disabilities Assn.	21,065	Preschool	16,654
Eastside Family Place Society	3,292	Out Of School Care	5,924
Frog Hollow Neighbourhood House:		The Vancouver Society For Children's Centre	291,569
Other	40,165	Thunderbird Neighbourhood Assn.:	
Nootka Out Of School Care	9,874	After School Care	15,469
Kiwassa Neighbourhood Services:		Rupert-Cassiar	7,899
Other	16,457	Vancouver Aboriginal Friendship Society	16,457
Longhouse Out of School Care	10,862	Vancouver Chinese Pentecostal Benevolent Soc	16,457
St David's Preschool	7,899	Westcoast Child Care Resource Centre	264,000
Little Mountain Neighbourhood House Society:		Y M C A of Greater Vancouver:	
Other	9,874	Nanook Daycare	16,457
Out of School Care	9,874	Mount Pleasant Daycare	13,165
Mcgregor Childcare Society	27,000	Y W C A of Vancouver:	
Mount Pleasant Child Care Society	27,000	Other	49,500
Mt Pleasant Neighbourhood House - Daycare:		Emma's Infant /Toddler Care	27,000
Daycare	10,532	Citygate	16,457
Preschool	8,755	Crabtree Corner	23,698
Ray-Cam Co-Op Assn.:			
Other	11,623		
Raymur Place Daycare	6,643		
			\$ 1,353,127

GRANTS - OTHER

CITY OF VANCOUVER

2010 Legacies Now Society	\$ 100,000	Strathcona Community Centre Assn.	\$ 25,000
BC Assembly of First Nations	70,000	Sunset Community Assn.	2,165
BC Coalition of People with Disability	39,073	Taiwanese Canadian Cultural Society	8,399
BC Housing Management Commission	4,725,000	The Salient Group	50,000
Big Sisters Of BC Lower Mainland	2,700	Union of BC Municipalities	17,500
Burrard Inlet Fireworks Society	10,000	Vancouver Aboriginal Friendship Society	16,452
Central City Mission - Childcare	450,000	Vancouver Agreement Trust	375,000
Collinghood Neighbourhood House Society	235,930	Vancouver Art Gallery	25,000
Dugout - Central City Mission	8,880	Vancouver Child Study Centre	5,000
Eastside Family Place Society	15,500	Vancouver City Planning Commission	83,000
Fraser Milner Casgrain " In Trust"	5,100,000	Vancouver East Cultural Centre	1,350,000
Happy Corner Preschool	1,565	Vancouver Helping Spirit Lodge Society	24,500
Mount Pleasant Community Centre	5,000	Wesbrook Preschool	6,939
PFAME	20,000	Wildlife Rescue Association of BC	5,000
Pip Peri Pembo Management Ltd	100,000	Wise Social & Athletic Club	16,000
Society Promoting Environmental Conservation	5,000	Y W C A of Vancouver	50,000
Sole-Save Our Living Environment	115,000		
South Vancouver Neighbourhood House	3,267		
Still Moon Arts Society	1,500		
Stratford Hall Foundation	16,571		
			\$ 13,084,941