



CITY OF VANCOUVER

A10

ADMINISTRATIVE REPORT

Report Date: May 19, 2006
Author: Esther Lee
Phone No.: 604.873.7080
RTS No.: 05891
CC File No.: 05-2000-11
Meeting Date: June 13, 2006

TO: Vancouver City Council
FROM: General Manager of Corporate Services/Director of Finance
SUBJECT: City of Vancouver 2005 Statement of Financial Information

RECOMMENDATION

THAT Council approve the City of Vancouver 2005 Statement of Financial Information for filing with the Ministry of Community Services under the Financial Information Act.

COUNCIL POLICY

There is no applicable Council Policy.

PURPOSE

The Financial Information Act (FIA) requires municipalities to prepare a Statement of Financial Information (SOFI) by June 30 each year to be filed with the Ministry of Community Services. The FIA regulations require the SOFI to be presented to Council for approval and be made available for examination by the public for 3 years after the year reported on.

DISCUSSION

The 2005 SOFI (limited distribution; on file in City Clerk's Office) to has been prepared in the form and contains information, as prescribed by the Lieutenant Governor in Council and has been approved by the Director of Finance as required by legislation.

The 2005 SOFI contains the audited consolidated financial statements that were received and considered by the City Services and Budgets Committee at its meeting on April 20, 2006. In addition, to the audited consolidated financial statements, the report contains the following schedules:

- A management report signed by the Director of Finance
- Schedules of Debts and Guarantee and Indemnity Agreements
- Schedule of Remuneration and Expenses (for employees earning over \$75,000 and Council and Board members)
- Schedule of Payments to Suppliers of Goods and Services (over \$25,000).

FINANCIAL IMPLICATIONS

There are no financial implications.

CONCLUSION

The SOFI has been prepared from the financial records of the City in accordance with the FIA and regulations. Approval and filing of the 2005 SOFI will satisfy the City's legislative obligations under the FIA and regulations.

* * * * *



CITY OF VANCOUVER
INCLUDING BOARDS AND COMMISSIONS
BRITISH COLUMBIA

STATEMENT OF FINANCIAL INFORMATION
DECEMBER 31, 2005

- **FINANCIAL STATEMENTS**
- **SCHEDULE OF DEBTS**
- **SCHEDULE OF GUARANTEE AND INDEMNITY AGREEMENTS**
- **SCHEDULE OF REMUNERATION AND EXPENSES**
- **SCHEDULE OF SUPPLIERS FOR GOODS AND SERVICES**

**Published pursuant to the Financial Information Regulations under the
Financial Information Act of British Columbia**

CITY OF VANCOUVER

STATEMENT OF FINANCIAL INFORMATION APPROVAL

The undersigned, as authorized by the Financial Information Regulation, Schedule 1, subsection 9(2), approves all the statements and schedules included in this Statement of Financial Information, produced under the *Financial Information Act*.

A handwritten signature in blue ink that reads "Estelle Lo". The signature is written in a cursive style with a large initial "E" and a stylized "Lo" at the end.

Estelle Lo
Director of Finance

May 19, 2006

CITY OF VANCOUVER

DIRECTOR OF FINANCE REPORT


The Financial Statements contained in this Statement of Financial Information under the *Financial Information Act* have been prepared by management in accordance with generally accepted accounting principles, and the integrity and objectivity of these statements are management's responsibility. Management is also responsible for all the statements and schedules, and for ensuring that this information is consistent, where appropriate, with the information contained in the financial statements.

Management is responsible for implementing and maintaining a system of internal controls to provide reasonable assurance that reliable financial information is produced.

The City's Internal Audit Division has the responsibility for assessing the internal control environment of the City and making observations and recommendations on the effectiveness of management systems and processes. The Internal Audit Division reports to the Internal Audit Management Committee.

The External Auditors, KPMG LLP, conduct an independent examination, in accordance with generally accepted auditing standards, and express their opinion on the financial statements. Their examination does not relate to the other schedules and statements required by the Act. Their examination includes a review and evaluation of the City's system of internal control and appropriate tests and procedures to provide reasonable assurance that the financial statements are presented fairly. The External Auditors present their audit findings to the City's City Services & Budget Standing Committee.

On behalf of the City of Vancouver,



Estelle Lo
Director of Finance

May 19, 2006



TABLE OF CONTENTS

CONSOLIDATED FINANCIAL STATEMENTS	TAB 1
SCHEDULES OF DEBTS AND GUARANTEE AND INDEMNITY AGREEMENTS	
General	1
Local Improvement	3
Schedule of Guarantee and Indemnity Agreements.....	4
SCHEDULE OF REMUNERATION AND EXPENSES	
Mayor and Councillors	6
Vancouver Board of Parks and Recreation Commissioners	7
Vancouver Police Board Members	8
Employees	9
Severance Agreements	25
PAYMENTS TO SUPPLIERS OF GOODS AND SERVICES	
General	28
Vancouver Board of Parks and Recreation – Imprest Payments	40
Vancouver Public Library - Books and Materials.....	41
Grants	
Cultural	44
Community Services	46
Childcare	47
Other	48

CITY OF VANCOUVER

BRITISH COLUMBIA

ANNUAL FINANCIAL REPORT

2005

TABLE OF CONTENTS

Mayor and Council	1
Officials	2
Boards	3
Financial Statements	
Report of the Director of Finance	4
Auditors' Report	9
Consolidated Statement of Financial Position	10
Consolidated Statement of Financial Activities	11
Consolidated Statement of Cash Flows	12
Notes to Consolidated Financial Statements	13
Auditors' Report	22
Schedules of Financial Activities	
Revenue Fund	23
Capital Fund	24
Capital Financing Fund	25
Sinking Fund	26
Property Endowment Fund	27
Utilities	28

Vancouver City Council




Mayor Sam Sullivan



Suzanne Anton



Elizabeth Ball



David Cadman



Kim Capri



George Chow



Heather Deal



Peter Ladner



B.C. Lee



Raymond Louie



Tim Stevenson

OFFICIALS

Corporate Management Team

City Manager	J. Rogers, M.P.A.
Deputy City Manager	B. MacGregor, P. Eng.
Chief Constable	J. Graham
Director of Legal Services	F. Connell, LL.B
City Librarian	P. Whitney, M.L.S.
General Manager of Community Services	J. Forbes-Roberts, B.A. Honours, B.Arch.
General Manager of Corporate Services	E. Lo, B. Comm, M.B.A., C.M.A.
General Manager of Engineering Services	T. Timm, P. Eng.
General Manager of Fire and Rescue Services	R. Holdgate
General Manager of Human Resource Services	M. Zora, B.Comm.
General Manager of Parks and Recreation	S.J. Mundick, B.R.I.S., R.D.M.R.
General Manager of Olympic Operations	D. Rudberg, P.Eng.

Financial Services

Director of Finance	E. Lo, B. Comm, M.B.A., C.M.A.
Director of Financial Services	T. Corrigan, C.A., M.P.A.
Director of Financial Planning and Treasury	K.B. Bayne, B.A., M.Sc. (Bus.)
Manager of Accounting Services	E. Lee, B. Comm, C.A.
Director of Budget Services	A. Klein, B.Comm, M.B.A.

City Clerk

S. Baxter, B.A.

City Auditor
KPMG **LLP**, Chartered Accountants

Banker
Bank of Montreal

Agents - Worldwide
RBC Dominion Securities Inc.
CIBC World Markets Inc.

Fiscal Agent for Certain Functions
Relating to Eurobond Issues
Royal Bank of Canada, London

Relating to Book Entry Only Issues
Canadian Depository for Securities Ltd.

BOARDS

Vancouver Public Library Board

City Librarian – P. Whitney
J. Andersen – Chair
J. Buckberrough – Vice-Chair
S. Daub – Vice-Chair
C. Hansen, School Board Representative
H. Holden, Parks and Recreation Representative
Councillor E. Ball – Council Liaison
M. Feder L. Kuehn
D. Foley T. Tao
C. George A. Zaenker
E. Kazemi

Vancouver Police Board

Chief Constable – J. Graham
Mayor S. Sullivan – Chair
L. Kennedy J. Pau
M. McNeil P. Webster
D. Parker T. La Liberté

Vancouver Civic Theatres Board

Director – R. Ackerman
Directors Emeritus –N. Young
A. Jones – Chair
B. McLean – Vice-Chair
Councillor R. Louie – Council Liaison
M. Andrew W. Saunders
C. Davies G. Stamp

Board of Parks and Recreation

General Manager – S. Mundick
H. Holden – Chair
I. Robertson – Vice-Chair
K. Houghton S. Herbert
M. Zlotnik L. Woodcock
A. De Genova

Board of School Trustees for School District No. 39 (Vancouver)

Superintendent of Schools – C. Kelly
Secretary-Treasurer – B. Ng
K. Denike – Chair
D. Lee – Vice-Chair
A. Blakey C. Hansen
E. Gregory A. Wong
S. Gregson S. Wong
C. Gibson

**Mayor S. Sullivan and
Members of Council**

It is my pleasure to submit the Consolidated Financial Statements for the City of Vancouver for the year ended December 31, 2005. These financial statements include the financial position and results of operations of the City including its boards and City-owned/controlled corporations.

2005 Financial Highlights

The City continued to maintain a strong financial position in 2005:

- The cash position of the City, including temporary investments, increased to \$790.6 million from \$622.6 million at the end of 2004. The increase of \$168.0 million (27.0%) was mainly due to the issuance of a \$120 million City of Vancouver debenture in late 2005 and an increase in reserves for specific purposes by \$51.1 million.
- Through tight fiscal control, the City was able to manage expenditures within the Operating Budget envelope ending the year with a surplus of \$1.2 million.
- Expenditures on capital works totalled \$156.6 million, compared to \$127.2 million in 2004, a 23.1% increase due to major sewer projects (Canoe and China Creek basins), implementation of the automated garbage collection system and parks projects including the replacement of Killarney Pool.
- In October 2005, the City issued a \$120 million 10-year serial debenture to finance the capital expenditure program. The cost to the City was 3.95%, the lowest financing cost completed by the City in over 20 years.
- Total debt outstanding at December 31, 2005 was \$645.1 million (2004 - \$552.5 million), of which \$566.0 million was held externally; the balance of \$79.1 million was held by the Sinking Fund. Of this internally held debt, \$18.1 million is to be recovered from individual property owners through local improvement charges.
- Reserves set aside for specific purposes by Council increased during 2005 by \$51.1 million to \$294.8 million. There were major increases in the reserves for Olympic Village Trust of \$28.5 million, Affordable Housing of \$7.3 million, Future Revenue Fund Budgets of \$4.5 million, and Water and Sewer Utility Rate Stabilization of \$3.0 million.
- Funding of \$2.9 million was provided for future payroll benefit obligations. To date, total funding of \$17.2 million has been provided in reserves to meet increased employment related payments due to anticipated retirement of long term staff over the next 5 to 10 years.
- Solid waste landfill closure and post-closure costs increased by \$2.5 million in 2005 bringing the total liability to \$22.0 million (2004 - \$19.5 million). The Solid Waste Capital Reserve balance at December 31, 2005 amounts to \$62.6 million (2004 - \$61.7 million).

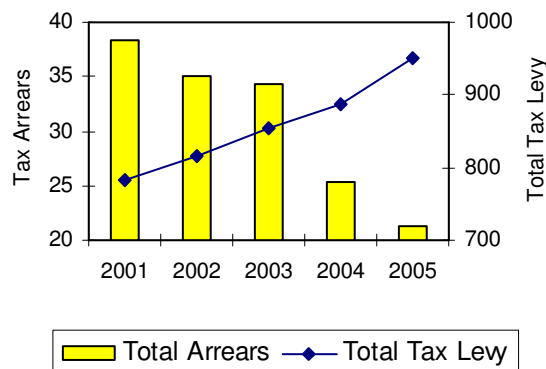
Property Tax Receivable

Property tax collection remained strong. As the chart shows, over the last five years, although tax levies have increased, the total tax arrears have continued to decline from over \$38.3 million in 2001 to \$21.3 million in 2005.

The collection of 2005 property taxes, including those amounts raised for other taxing authorities, amounted to \$934.9 million, or 98.2% of the total 2005 property taxes levied. During the year, the City also collected \$18.5 million (73.1%) of the \$25.3 million property tax in arrears at the beginning of 2005.

At year end, tax prepayments were \$31.6 million compared to \$30.2 million at the end of 2004, an increase of 4.6%.

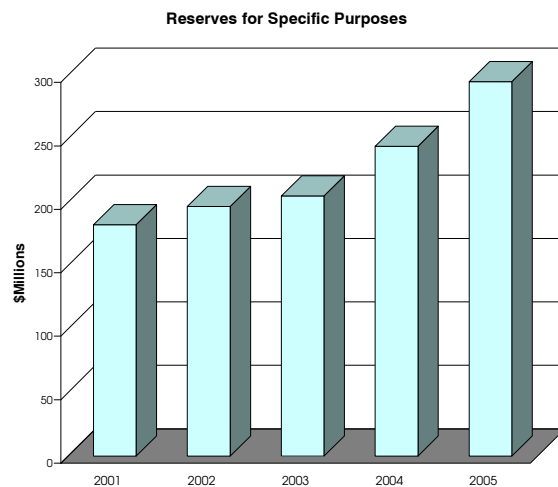
Tax Levy and Arrears (\$Millions)



Reserves

Under legislative or Council authority, the City has established a number of specific purpose reserves. At the end of 2005, these reserves totalled \$294.8 million, up \$51.1 million over 2004 or a 21.0% increase. The most significant changes were:

- The City received \$28.5 million from the Olympic Village Trust.
- Reserves for affordable housing received contributions of \$7.3 million from major downtown rezonings.
- The Solid Waste Capital Reserve increased by \$0.9 million to \$62.6 million as a net result of surpluses from solid waste operations and interest of \$3.6 million less expenditure of \$3.3 million for automated garbage implementation. This reserve is being accumulated to fund closure and post-closure costs at the City's landfill.
- The Plant and Equipment Reserve which funds the long term equipment replacement plan decreased by \$1.4 million to \$27.4 million. The reserve is funded by internal equipment charges provided in the Operating Budget. The 2005 transfer to the reserve totalled \$17.6 million. Actual expenditures drawn on the reserve were \$19.0 million.
- The Sewer and Water Utility Rate Stabilization Reserves increased by \$3.0 million to \$26.6 million as a result of surpluses from operations.
- The Public Art Reserve increased by \$2.3 million due to a major contribution for a downtown sculpture garden on Georgia Street.
- Capital Facilities Reserve decreased by \$4.6 million to fund a variety of capital projects not funded in the Capital Plan, including purchase of property for the Urban Native Youth Centre and outfitting of facilities for expanded City services.
- Future Revenue Budgets Reserve increased by \$4.5 million to provide funding for future payroll benefit obligations of \$2.9 million and future debt charges of \$2.6 million offset by expenditures of \$1.3 million for the civic election.



Revenue Fund

The Revenue Fund accounts for the general operations for the City. Spending authority and control for the fund are provided by Council through the annual Operating Budget.

Revenues for the year totalled \$850.3 million and expenditures, debt repayments and transfers amounted to \$849.1 million, resulting in a Revenue Fund surplus of \$1.2 million. The total fund balance of the Revenue Fund currently stands at \$10.4 million, compared to \$9.2 million in 2004.

Total operating revenues increased by \$44.6 million from 2004 mainly due to:

- An increase in taxation revenue of \$16.9 million or 3.6% from \$465.4 million to \$482.3 million. City Council approved a 2.99% increase in the property tax levy in 2005 generating \$20.2 million in tax revenues, offset by a provision for pending tax appeals of \$3.5 million.
- An increase in water utility user fees of \$5.9 million (9.5%) following Council approval of a 6.5% increase to water rates reflecting an increase in regional water costs and higher metered consumption.
- An increase in solid waste utility user fees of \$1.7 million (4.5%) due mainly to the higher volume of demolition material and general waste tonnage received at the transfer station and landfill site.
- An increase in sewer utility user fees of \$1.2 million (3.5%) mainly related to increased metered consumption.
- An increase in revenue sharing grants and contributions of \$3.0 million due to the City receiving more from the Provincial Government for Traffic Fines revenue.
- An increase in investment income of \$1.4 million due to higher cash balances.

REPORT OF THE DIRECTOR OF FINANCE

- An increase in other fees, rates and cost recoveries of \$15.3 million due primarily to a combination of: increased revenues of \$2.1 million from the on-street parking program due to a rate increase and improved compliance; an increase in bylaw fines by \$1.0 million due to increased enforcement; \$1.2 million in additional recoveries or funding for Community related planning and social programs; increased building permit and inspection fees of \$2.1 million due to the high level of construction activity in the City; \$2.6 million more in Engineering cost recoveries; an increase of \$2.7 million in Secondment Recoveries due to a higher number of police officers being assigned to other agencies and a grant of \$1.9 million received from a developer to fund the Georgia Street Public Art Endowment Fund.

Total operating expenditures amounted to \$728.7 million, an increase of \$32.0 million. This increase was primarily related to the wage and fringe benefit adjustments for employees which added approximately \$12.3 million to the 2005 expenditures.

Other major areas of change in expenditures are:

- Increase in costs of \$6.0 million due to provision for obligations to be funded from future revenues. This is comprised of \$2.5 million increase in the accrual for the solid waste landfill site closure and post closure costs, \$2.8 million increase in the accrual for future payroll benefit obligations and \$0.7 million increase in accrued interest on long-term debt due to the debenture issue in 2005.
- Police expenditures increased by \$3.0 million due primarily to an increase of 50 police officers and 57 civilians in 2005 at an approximate cost of \$4.9 million. This was partially offset by lower overtime (regular and statutory) costs of \$2.2 million due to increased staffing levels and improved monitoring by the Police Department.
- An increase of \$2.9 million in the cost of water charged by the Greater Vancouver Water District which increased rates by 12%.
- A \$1.5 million increase in the requisition from E-Comm for the provision of emergency radio and communication services.
- The cost of \$1.3 million to the City for the civic election in November 2005.
- The implementation of the Sustainability and Climate Change Action Plan increased costs by \$0.7 million.
- A net increase of \$1.6 million for community and planning projects such as the Oakridge Center, False Creek Flats, East Fraser Lands Planning Study, Drug Policy Program and the Vancouver Agreement.
- An increase in Recreation and Parks costs of \$0.5 million due to the reopening of the Renfrew Pool.
- An increase in the expenditures of Community and Cultural Services was primarily due to Council approving increases to Civic Grants of \$2.3 million.

Capital Fund

The Capital Fund accounts for the City's capital expenditures and programs supporting civic infrastructure as well as the related financing. It also holds all properties required for civic use and the related long term debt. Spending authority and control are provided through the annual Capital Budget and the Three Year Capital Plan approved by Council.

The Capital Fund balance increased by \$98.9 million bringing the total fund balance to \$52.0 million (2004 – fund deficit of \$46.9 million). The change is mainly due to:

- \$110.2 million in revenue including a \$28.5 contribution from the Olympic Village Trust, \$20.9 million from the Province of British Columbia for various projects, \$17.8 million in developer cost levy contributions, \$10.2 million in water and sewer connection fees and \$3.8 million for sale of Stainsbury Yard.
- \$120.0 million debenture issue bringing total debt outstanding at year end to \$645.1 million.
- \$25.2 million net transfers from reserves and other funds, the most significant being the transfer from Revenue Fund Operating Budget to fund capital projects.

REPORT OF THE DIRECTOR OF FINANCE

- \$156.6 million capital expenditures which included:

	\$ Million
• Streets, traffic and safety Traffic calming plans, streetlights, signals, sidewalks, Burrard Street Bridge seismic upgrade	37.1
• Main sewer construction and sewer abatement Cambie, China and Canoe Creek basin infrastructure projects	35.5
• Water works distribution system	20.7
• Vehicle and equipment purchases	19.2
• Parks, community centres, playing fields, ice rinks Killarney pool replacement, contribution to Vancouver Aquarium Discovery Centre	22.0
• Daycare, social housing and community services facilities Urban Native Youth centre site, neighbourhood houses	4.3
• Technology infrastructure Tax and utility billing system, software and hardware upgrades	5.8
• Construction and capital maintenance of City buildings and systems Civic Theaters upgrades, #1 Kingsway	4.9
• Vancouver Convention Centre Expansion Project Construction of Harbour Park parking structure	3.7
• Automated garbage containers	3.4

In November 2005, the electorate approved borrowing authority of \$170.6 million to finance the maintenance and replacement of existing and construction of new streets, parks and facilities infrastructure as part of the 2006-2008 Capital Plan. Council has also indicated it will approve an additional \$129.3 million in borrowing authority for sewer and water capital expenditures to complete that plan. These new borrowing authorities are in addition to approximately \$19.5 million of general borrowing authority from the 2003-2005 Capital Plan that had not been exercised by Council through issuance of debentures.

Capital Financing Fund

The Capital Financing Fund (CFF) provides funds for the internal financing of capital projects and at year end the total amount advanced to the Capital Fund was \$47.5 million. The interim financing will be repaid with interest from future operating savings or additional fees and service charges without impacting on the existing property taxation levels provided in the Operating Budget.

The CFF holds the City's Solid Waste Capital Reserve which accumulates funds to meet closure and post closure costs at the City's landfill site. At year end, the balance of the reserve was \$62.6 million. The present liability is calculated based on the ratio of utilization to the total capacity of the landfill site and the discounted value of future estimated cash flows associated with closure and post-closure activities. At year end, the liability amounted to \$22.0 million, with the remaining capacity of 19.0 million tonnes (57.5% of total capacity) to be utilized by 2042.

Sinking Fund

The Sinking Fund holds the accumulation of annual principal instalments collected through tax levies, together with interest earned to provide for the retirement of principal at maturity. As at December 31, 2005, the Sinking Fund reserve for debt retirement was \$201.5 million.

The Sinking Fund held \$79.1 million of City of Vancouver debentures at year end as investments. \$33.6 million of the reserve for debt retirement relates to internally held debt, with the remaining \$167.9 million reserve set aside for externally held debt.

Property Endowment Fund

The Property Endowment Fund (PEF) accounts for real estate properties not required for civic purposes including non-market housing sites, other residential and commercial properties and parking garages. The Fund is also a source of internal financing for civic projects.

The PEF fund balance at year end was \$35.5 million, a decrease of \$53.3 million from 2004 due mainly to significant capital expenditures. Net revenues from parking and property lease and rentals amounted to \$17.0 million.

In 2005, PEF capital expenditures amounted to \$64.8 million compared to \$30.9 million in 2004. Of this amount, \$19.2 million was spent on the acquisition of six properties for non-market housing, of which a major portion (\$14.3 million) was funded from Development Cost Levies from the Capital Fund. \$24.1 million was spent on the acquisition of an office building for the use by the Vancouver Organizing Committee for the Olympic Games (VANOC) and another \$9.6 million was spent on properties for future strategic purposes such as assembly or development. \$8.7 million was spent on the construction of the Granville Hotel, #1 Kingsway project and Southeast False Creek Olympic Village. During the year, the PEF sold 1 site which was surplus to the City's needs for \$1.8 million.

During the year, the City accepted an assignment of lease of a non-profit housing site and assumed the related mortgage of \$3.2 million. The City will receive lease payments from the tenants to pay the mortgage until such time as the lease and mortgage can be assigned to a new non-profit housing society.

On an annual basis, \$7.0 million of the net revenue from operations is transferred to the Revenue Fund to support general operations. The PEF also financed \$2.5 million of administrative expenses in the Operating Budget.

By the end of the year, the PEF had advanced \$13.5 million to the Capital Fund as financing for specific capital projects approved by Council outside the 2003-2005 Capital Plan. The interim financing will be repaid with interest from future operating savings, additional fees and service charges and within the existing property taxation level provided in the Operating Budget.

Future Accounting and Reporting Changes

As mentioned in the 2004 Annual Report, the Public Sector Accounting Board (PSAB) has been developing new standards for the accounting and reporting of capital assets. In March 2006 an Exposure Draft has been released recommending implementation of new principles by fiscal 2009. The principles that represent a major departure from the current accounting policies of the City include:


- capital assets should be reported on the statement of financial position at amortized historical cost
- capital assets should be depreciated on the statement of operations.

The changes will include a reduction in the carrying value of land (from BC Assessment values to historical cost) and the recording of depreciation of capital assets. Staff will be assessing the impact of these changes on the way the City's financial position will be presented on the financial statements.

Conclusion

The City of Vancouver has continued to maintain a strong financial position going into 2006. The financial strength of the City reflects the careful attention to prudent financial management provided by Council and staff.

Respectfully submitted,



Estelle Lo
Director of Finance



KPMG LLP
Chartered Accountants
PO Box 10426 777 Dunsmuir Street
Vancouver BC V7Y 1K3
Canada

Telephone (604) 691-3000
Fax (604) 691-3031
Internet www.kpmg.ca

AUDITORS' REPORT TO THE MAYOR AND COUNCILLORS OF THE CITY OF VANCOUVER

We have audited the consolidated statement of financial position of the City of Vancouver (the "City") as at December 31, 2005 and the consolidated statements of financial activities and cash flows for the year then ended. These financial statements are the responsibility of the City's management. Our responsibility is to express an opinion on these financial statements based on our audit.

We conducted our audit in accordance with Canadian generally accepted auditing standards. Those standards require that we plan and perform an audit to obtain reasonable assurance whether the financial statements are free of material misstatement. An audit includes examining, on a test basis, evidence supporting the amounts and disclosures in the financial statements. An audit also includes assessing the accounting principles used and significant estimates made by management, as well as evaluating the overall financial statement presentation.

In our opinion, these consolidated financial statements present fairly, in all material respects, the financial position of the City as at December 31, 2005 and the results of its operations and its cash flows for the year then ended in accordance with Canadian generally accepted accounting principles. As required by the Vancouver Charter, we report that, in our opinion, these principles have been applied, to the consolidated financial statements, on a basis consistent with that of the preceding year.

Chartered Accountants

Vancouver, Canada

March 31, 2006

KPMG LLP, a Canadian limited liability partnership is the Canadian member firm of KPMG International, a Swiss cooperative.

CITY OF VANCOUVER
Consolidated Statement of Financial Position
As at December 31
(\$000s)

	2005	2004
		Restated Note 5
FINANCIAL ASSETS		
Cash (Note 2)	\$ 70,157	\$ 66,638
Temporary investments (Note 2)	720,430	555,974
Accounts receivable and accrued interest (Note 3)	64,813	50,095
Local improvement receivable	16,375	18,614
Property taxes receivable	12,391	19,890
Lease agreement receivable (Note 10(f))	51,581	53,171
	935,747	764,382
PHYSICAL ASSETS		
Inventory	12,159	12,091
Capital assets (Note 4)	8,180,974	7,274,586
	8,193,133	7,286,677
	\$ 9,128,880	\$ 8,051,059
LIABILITIES		
Accounts payable and accrued liabilities (Note 3)	\$ 251,371	\$ 225,233
Mortgage and loan agreements (Note 10(f))	70,235	68,493
Long term debt (Note 6)	566,026	472,332
Deferred income	53,250	43,431
	940,882	809,489
MUNICIPAL EQUITY		
Equity in capital assets (Note 5)	7,597,434	6,786,453
Reserve for debt retirement (Note 6)	167,864	139,630
Reserves (Note 7)	294,826	243,754
Fund balances (Note 8)	234,692	172,530
Obligations to be funded from future revenue (Note 9)	(106,818)	(100,797)
	8,187,998	7,241,570
	\$ 9,128,880	\$ 8,051,059

Contingencies and commitments (Note 10)
See accompanying Notes to Consolidated Financial Statements

CITY OF VANCOUVER
Consolidated Statement of Financial Activities
Years Ended December 31
(\$000s)

	2005	2004
		Restated Note 5
REVENUE		
Property taxes, penalties and interest	\$ 482,323	\$ 465,447
Water fees	67,262	61,412
Solid waste fees	38,629	36,970
Sewer fees	34,103	32,951
Other fees, rates and cost recoveries	315,923	262,039
Revenue sharing, grants and contributions	46,143	14,781
Investment income	23,770	21,470
Rental and lease income	37,959	37,782
Sale of property	5,967	17,722
	1,052,079	950,574
EXPENDITURES		
General government	174,586	131,715
Police protection	165,336	158,412
Fire protection	79,030	75,744
Engineering	109,424	109,949
Water utility	67,362	62,338
Solid waste	46,457	37,792
Sewer utility	83,914	72,417
Planning and development	61,528	58,725
Recreation and parks	151,082	139,740
Community and cultural services	73,351	66,629
	1,012,070	913,461
NET REVENUE	40,009	37,113
DEBT, TRANSFERS AND OTHER		
Debt		
Principal repayments	(29,165)	(26,111)
New issues	124,601	103,903
Net transfers to reserves	(79,305)	(65,355)
Change in obligations to be funded from future revenue	6,022	14,292
	22,153	26,729
CHANGE IN FUND BALANCES	62,162	63,842
FUND BALANCES (Note 8)		
Beginning of year	172,530	108,688
End of year	\$ 234,692	\$ 172,530

See accompanying Notes to Consolidated Financial Statements

CITY OF VANCOUVER
Consolidated Statement of Cash Flows
Years Ended December 31
(\$000s)

	2005	2004
CASH PROVIDED BY (USED IN):		
Operations		
Net revenue	\$ 40,009	\$ 37,113
Change in non-cash items	32,530	34,222
	72,539	71,335
Financing		
Debt issued	124,601	103,903
Debt repayments	(29,165)	(26,111)
	95,436	77,792
Investing		
Net purchase of temporary investments	(164,456)	(119,308)
NET INCREASE IN CASH	3,519	29,819
CASH		
Beginning of year	66,638	36,819
End of year	\$ 70,157	\$ 66,638

See accompanying Notes to Consolidated Financial Statements.

NOTES TO CONSOLIDATED FINANCIAL STATEMENTS (000's)
Year Ended December 31, 2005

The City of Vancouver was incorporated in 1886 and is governed by the Vancouver Charter, a private bill consented to by the Legislative Assembly of the Province of British Columbia.

1. SIGNIFICANT ACCOUNTING POLICIES

(a) Basis of Presentation

The consolidated financial statements of the City have been prepared, in all material respects, in accordance with Canadian generally accepted accounting principles for local governments as recommended by the Public Sector Accounting Board (PSAB) of the Canadian Institute of Chartered Accountants (CICA).

(b) Reporting Entity

The consolidated financial statements reflect the assets, liabilities, revenue, expenditures, and changes in fund balances of all funds of the reporting entity. The reporting entity is comprised of all the organizations that are accountable for the administration of their financial affairs and resources to Council and that are owned or controlled by the City. Inter-fund and inter-corporate balances and transactions have been eliminated. The entities included are as follows:

Outside Boards

Parks & Recreation	Vancouver Police
Vancouver Public Library	Vancouver Civic Theatres

Owned/Controlled Entities

Hastings Institute Inc.	Vancouver Civic Development Corporation
Harbour Park Development Ltd.	City of Vancouver Public Housing Corporation
Parking Corporation of Vancouver	Pacific National Exhibition

Also included in these statements are certain assets owned by the City that are managed by the following organizations:

Vancouver Art Gallery Society	H.R. MacMillan Space Centre
Vancouver Museum	Vancouver Maritime Museum

(c) Fund Accounting

The resources and operations of the City are comprised of the funds listed below. Supporting schedules to the consolidated financial statements are included to show the financial activities and balance of each fund.

Capital

Accounts for capital expenditures supporting civic infrastructure and holds all properties required for civic use and the related long term debt.

Revenue

Accounts for revenue and expenditures for the general operations of the City including sewer, solid waste and water utilities.

Property Endowment

Accounts for properties not required for civic use which are leased to third parties, or held for, or are being developed for resale or lease.

Sinking

Accounts for the accumulation of installments generated from tax levies in accordance with the actuarial requirements for the retirement of sinking fund debt at maturity.

Capital Financing

Accounts for funds designated for the financing of capital works, for the acquisition of the City's debentures and for funds set aside for the City's solid waste disposal program.

NOTES TO CONSOLIDATED FINANCIAL STATEMENTS (000's) CONTINUED
Year Ended December 31, 2005

1. SIGNIFICANT ACCOUNTING POLICIES - continued

(d) Basis of Accounting

- (i) Revenue is recorded in the period in which the transactions or events that gave rise to the revenue occur. Amounts that have been received in advance of services being rendered are recorded as deferred revenue until the City discharges the obligations that led to the collection of funds.
- (ii) Expenditures are recorded in the period in which the goods or services are acquired and a liability is incurred.
- (iii) Inventory of supplies and materials are valued at cost with allowances made for obsolete stock. Cost is determined on a moving average basis.
- (iv) The preparation of financial statements in accordance with Canadian generally accepted accounting principles requires management to make estimates and assumptions that affect the reported amounts of assets and liabilities, the disclosure of contingent assets and liabilities and the reported amounts of revenue and expenditures during the reporting period. Actual results will depend on future economic events and could differ from the estimates. Adjustments, if any, will be reflected in the period of settlement or upon a change in the estimate.

(e) Capital Assets

- (i) Capital Fund (for civic use)

Capital assets purchased or constructed and work-in-progress are reported as capital expenditures in the period the expenditures are incurred. Government contributions for the acquisition of capital assets are reported as capital revenue and do not reduce the related capital costs.

Capital assets are recorded in the Capital Fund on the following basis:

Land - At 'actual' value for assessment purposes as determined annually by the B.C. Assessment Authority. Crown land properties beneficially owned by the City are recorded at assessed value.

Waterworks and engineering assets – At cost less accumulated depreciation. Depreciation is provided at varying rates determined by the City Engineer and is reflected as a reduction in the City's equity in capital assets.

Buildings - at cost.

Plant and equipment - at cost.

Artworks and artifacts - at estimated and/or insured values.

- (ii) Property Endowment Fund (for sale or lease)

Capital assets are recorded in the Property Endowment Fund on the following basis:

Land - At 'actual' value for assessment purposes as determined annually by the B.C. Assessment Authority. The development costs incurred are charged against equity to reflect their contribution to the increases in the 'actual' value of land.

Buildings - At cost less accumulated depreciation of \$42.1 million (2004 - \$37.7 million). Depreciation is charged against Equity in Capital Assets on a 5% straight-line basis on the buildings on parking sites, and on a 5% declining balance basis on leased buildings.

Equipment - At cost less accumulated depreciation of \$3.1 million (2004 - \$2.4 million). Depreciation is calculated on a 30% declining balance basis and is charged to Equity in Capital Assets.

Property subject to sale option - At option price. The land parcel is subject to purchase by the lessee at a minimum value of \$8.4 million (with an expiry date of July 31, 2006).

(f) Reserves for Future Expenditures

Reserves are established at the discretion of Council to set aside funds for future operating and capital expenditures. Transfers to and from reserves are reflected as an adjustment to the respective fund.

(g) Comparative Figures

Certain of the 2004 figures have been reclassified to conform to current year presentation.

NOTES TO CONSOLIDATED FINANCIAL STATEMENTS (000's) CONTINUED
Year Ended December 31, 2005

2. CASH AND TEMPORARY INVESTMENTS

Cash includes short-term investments with maturity dates within 90 days of acquisition. Temporary investments are comprised of money market instruments, term deposits, bankers acceptances and federal and provincial bonds with maturity dates greater than 90 days after acquisition. Investments are recorded at cost, adjusted for amortization of premiums or discounts.

	<u>2005</u>	<u>2004</u>
Cash	\$ 22,749	\$ 8,858
Short-term investments (Maturity date within 90 days)	47,408	57,780
	<u>70,157</u>	<u>66,638</u>
Temporary investments (Maturity date greater than 90 days)	720,430	555,974
Total cash and investments	<u>\$ 790,587</u>	<u>\$ 622,612</u>
Market Value of total cash and investments	<u>\$ 792,355</u>	<u>\$ 629,439</u>

3. ACCOUNTS RECEIVABLE AND ACCOUNTS PAYABLE

	<u>2005</u>	<u>2004</u>
Accounts receivable and accrued interest		
Accrued interest	\$ 11,874	\$ 9,227
Utility receivables	16,520	11,638
Employee advances	2,848	3,039
Rental and lease receivables	5,247	6,294
Trade and other receivables	30,865	22,138
	<u>67,354</u>	<u>52,336</u>
Allowance for doubtful accounts	(2,541)	(2,241)
	<u>\$ 64,813</u>	<u>\$ 50,095</u>
Accounts payable and accrued liabilities		
Payroll liabilities	\$ 30,847	\$ 22,738
Advance deposits and receipts	53,682	50,866
Future obligations (Note 9)	106,818	100,797
Trade and other liabilities	60,024	50,832
	<u>\$ 251,371</u>	<u>\$ 225,233</u>

NOTES TO CONSOLIDATED FINANCIAL STATEMENTS (000's) CONTINUED
Year Ended December 31, 2005

4. CAPITAL ASSETS

	Capital Fund	Property Endowment Fund	2005 Total	2004 Total
Land	\$ 4,450,238	\$ 1,513,270	\$ 5,963,508	\$ 5,175,827
Buildings	413,683	104,751	518,434	481,888
Property subject to sale option	-	8,365	8,365	8,365
Leasehold interests	25,448	3,510	28,958	28,919
Engineering assets	912,715	-	912,715	866,400
Waterworks	314,067	-	314,067	304,047
Plant, equipment, artworks and artifacts	413,652	2,016	415,668	390,989
	<u>\$ 6,529,803</u>	<u>\$ 1,631,912</u>	<u>8,161,715</u>	<u>7,256,435</u>
City of Vancouver Public Housing Corporation *			10,646	11,099
Pacific National Exhibition*			8,613	7,052
Total			<u>\$ 8,180,974</u>	<u>\$ 7,274,586</u>

* At cost less depreciation

5. EQUITY IN CAPITAL ASSETS

	2005	2004
Capital expenditures	\$ 224,369	\$ 160,568
Debt issued	(124,601)	(103,903)
Debt principal repayments	29,165	26,111
Disposals	(4,609)	(14,274)
Depreciation	(50,162)	(46,702)
Increase in assessed values	740,785	408,162
Capital grants	(3,966)	(1,554)
Lease receivable payments	-	(1,444)
Change in equity in capital assets	<u>810,981</u>	<u>426,964</u>
Balance, beginning of year	6,786,453	6,359,489
Balance, end of year	<u>\$ 7,597,434</u>	<u>\$ 6,786,453</u>

The opening Equity in Capital Assets figure was restated by an increase of \$60.4 million to adjust for the presentation of the mortgage related to the Library Square Project (see Note 10(f)). This was offset by a corresponding decrease in the opening Fund Balance of the Capital Fund.

NOTES TO CONSOLIDATED FINANCIAL STATEMENTS (000's) CONTINUED
Year Ended December 31, 2005

6. LONG TERM DEBT

Debenture debt is shown at its face amount. The City does not carry debt issued by other organizations.

Maturing In	General *	Local Improvements	Total
2006	\$ 137,395	\$ 2,479	\$ 139,874
2007	39,045	2,252	41,297
2008	30,220	2,056	32,276
2009	171,538	1,840	173,378
2010	34,005	1,644	35,649
Thereafter	214,862	7,823	222,685
Total	627,065	18,094	645,159
Internally held	(61,039)	(18,094)	(79,133)
Net external debt	\$ 566,026	\$ -	\$ 566,026

* General including Waterworks

The rates of interest payable on the principal amount of the debentures range from 3.6% to 10.0% per annum. The weighted average interest rate on total debt to maturity is 4.99%. Total interest paid in 2005 on externally held debt amounted to \$26.8 million (2004 - \$26.2 million). All debentures are payable in Canadian funds.

Reserve for debt retirement at December 31, 2005 amounted to \$167.9 million (2004 - \$139.6 million).

7. RESERVES

These amounts are set aside by Council resolution for specific purposes:

	2004	Change During Year	2005
Affordable Housing	\$ 4,218	\$ 7,308	\$ 11,526
Art Gallery Operations	3,574	-	3,574
Capital Facilities	6,561	(4,572)	1,989
Childcare Endowment	4,868	(40)	4,828
Community Amenities	30,764	338	31,102
Cultural Amenity	470	1,355	1,825
Emerging Neighbourhood	4,164	259	4,423
Future Revenue Fund Budgets	25,792	4,486	30,278
Hastings Park	2,583	750	3,333
Library	2,776	898	3,674
Mortgage Debenture Retirement	2,149	3,611	5,760
Olympic Village Trust	-	28,533	28,533
Outstanding Commitments	7,153	2,557	9,710
Pacific National Exhibition	2,249	(77)	2,172
Park Board	2,202	659	2,861
Parking Sites	4,518	(932)	3,586
Plant and Equipment	28,920	(1,441)	27,479
Public Art	2,469	2,308	4,777
Self-insurance	17,003	928	17,931
Solid Waste Capital	61,730	917	62,647
Water and Sewer Utility Rate Stabilization	23,649	2,982	26,631
Other	5,942	245	6,187
	\$ 243,754	\$ 51,072	\$ 294,826

NOTES TO CONSOLIDATED FINANCIAL STATEMENTS (000's) CONTINUED
Year Ended December 31, 2005

8. FUND BALANCES

	2004	Change During Year	2005
	Restated Note 5		
Revenue Fund	\$ 9,242	\$ 1,192	\$ 10,434
Capital Fund	(46,863)	98,883	52,020
Capital Financing Fund	170,724	6,884	177,608
Sinking Fund	-	-	-
Property Endowment Fund	88,774	(53,315)	35,459
Harbour Park Development Ltd.	19	(1)	18
Vancouver Civic Development Corp.	8,972	309	9,281
Hastings Institute Inc.	165	19	184
Pacific National Exhibition	(3,072)	702	(2,370)
City of Vancouver Public Housing Corporation	(211)	47	(164)
	<u>227,750</u>	<u>54,720</u>	<u>282,470</u>
Elimination for internally-held debt on consolidation	(55,220)	7,442	(47,778)
	<u>\$ 172,530</u>	<u>\$ 62,162</u>	<u>\$ 234,692</u>

9. OBLIGATIONS TO BE FUNDED FROM FUTURE REVENUE

The following amounts are included in Accounts payable and accrued liabilities:

	2005	2004
Deferred payroll costs	\$ 71,692	\$ 68,883
Accrued interest on long term debt	13,079	12,407
Landfill closure and post-closure	22,047	19,507
	<u>\$ 106,818</u>	<u>\$ 100,797</u>

(a) Deferred Payroll Costs

Employees are entitled to earned benefits related to non-vested accumulating sick leave, sick leave gratuity and full vacation entitlement at retirement. Employees may also defer current vacation entitlements. The liability and expense for these post-employment benefits and compensated absences is recognized in the financial statements in the period in which employees render services and on the basis that the benefits are expected to be provided when the employees are no longer providing active service.

As well, certain employees are entitled to income continuation benefits under long term disability plans. The City recognizes a liability and expense for these post-employment benefits in the period when the event occurs that obligates the City to provide the benefit.

The liabilities reported in 2005 are based on an actuarial valuation as at December 31, 2003 using the following valuation assumptions:

	2005	2004
Discount rate	4.35%	5.00%
Inflation rate	2.00%	2.00%
Rate of compensation increase	3.08% to 5.00%	3.08% to 5.00%

Employee benefit liabilities as at December 31 are as follows:

	2005	2004
Sick leave gratuity	\$ 20,547	\$ 17,712
Deferred vacation	11,815	12,136
Non-vested accumulating sick leave	22,195	18,040
Long term disability	8,937	9,981
Other post-employment benefits	12,471	10,895
	<u>75,965</u>	<u>68,764</u>
Unamortized actuarial gain (loss)	(4,273)	119
	<u>\$ 71,692</u>	<u>\$ 68,883</u>

NOTES TO CONSOLIDATED FINANCIAL STATEMENTS (000's) CONTINUED
Year Ended December 31, 2005

9. OBLIGATIONS TO BE FUNDED FROM FUTURE REVENUE - continued

(a) Deferred Payroll Costs - continued

The continuity of the City's employee benefit liabilities are as follows:

	2005	2004
Beginning of year	\$ 68,883	\$ 62,800
Current service cost	6,156	8,003
Interest cost	3,503	3,463
Amortization of actuarial gain	(10)	-
Actual benefits paid	(6,840)	(5,383)
End of year	<u>\$ 71,692</u>	<u>\$ 68,883</u>

The City manages the payment of these future payroll obligations as they come due in the current Operating Budget. The City has also provided funding of \$17.1 million (\$14.3 million in 2004) in a reserve.

(b) Landfill Closure and Post-Closure Costs

The City has agreed with the Ministry of Environment Lands and Parks to assume certain obligations in order to obtain the Operating Certificate for its landfill site. Those obligations include closure and post-closure liability. The present value of the City's estimated future liability for these expenditures is recognized as the landfill site's capacity is used and the reported liability of \$22.0 million (2004 - \$19.5 million) represents the portion of the estimated total expenditure recognized as at December 31, 2005. This liability and annual expenditure is calculated based on the ratio of utilization to total capacity of the site and the discounted estimated future cash flows associated with closure and post-closure activities. The discount rate used in 2005 was 4.35% compared to 5% in 2004 which resulted in an increase in the liability of \$2.0 million.

The reported liability is based on estimates and assumptions with respect to events extending over the remaining life of the landfill. In 2005, the capacity of the landfill site was reviewed and the revised estimate of the remaining capacity is 19.0 million tonnes, which is 57.5% of the site's total capacity. The landfill site is expected to reach its capacity in 2042. At December 31, 2005, the discounted future cash flows for closure and post-closure cost is estimated at \$59.6 million.

In accordance with an agreement between the City and the Greater Vancouver Sewerage and Drainage District, the City is responsible for 87% of the overall liability for closure and post-closure costs. The City has provided a reserve to fund future landfill capital expenditure and waste diversion programs with a balance as at December 31, 2005 of \$62.6 million (2004 - \$61.7 million).

10. CONTINGENCIES AND COMMITMENTS

(a) Contingent Liability for Debentures Issued by Others

The City is contingently liable in respect of debentures of the Greater Vancouver Water District, the Greater Vancouver Sewerage and Drainage District and the Greater Vancouver Regional District.

(b) Collection of Taxes on Behalf of Other Taxing Authorities

The City is obligated to collect and transmit the tax levies of the following bodies. Such levies are not included in the revenue of the City.

Provincial Government – Schools	British Columbia Assessment Authority
Greater Vancouver Regional District	Municipal Finance Authority
Greater Vancouver Transportation Authority	

NOTES TO CONSOLIDATED FINANCIAL STATEMENTS (000's) CONTINUED
Year Ended December 31, 2005

10. CONTINGENCIES AND COMMITMENTS - Continued

(c) Municipal Pension Plan

The City and its employees contribute to the Municipal Pension Plan (the Plan), a jointly trusted pension plan. The Board of Trustees, representing plan members and employers, is responsible for overseeing the management of the Plan, including investment of the assets and administration of the Plan. The Plan is a multi-employer contributory defined benefit pension plan with about 130,000 active members and approximately 48,000 retired members. Active members include approximately 30,000 contributors from local governments.

Every three years an actuarial valuation is performed to assess the financial position of the Plan and the adequacy of plan funding. The most recent valuation as at December 31, 2003 indicated an unfunded liability of \$789 million. The next valuation will be as at December 31, 2006 with results available in 2007. The actuary does not attribute portions of the surplus to individual employers. The City paid \$36.1 million during 2005 (2004 - \$34.3 million) for employer contributions to the Plan. The employees' contributions during 2005 amounted to \$28.1 million (2004 - \$25.5 million).

(d) Contingent Legal Liabilities

As at December 31, 2005, there were various legal claims pending against the City arising in the ordinary course of its operations. The City has made provision for certain uninsured claims in its self-insurance liability reserve, but has made no specific provision for those where the outcome is presently indeterminable.

(e) Property Assessment Appeals

As at December 31, 2005, there were various assessment appeals pending with respect to properties. The outcome of those appeals may result in adjustments to property taxes receivable for the current and prior years. The City makes an annual provision against property taxes receivable for the impact of appeals including specific provision where the results of an appeal are reasonably determinable, and general provision for those where the outcome is presently indeterminable.

(f) Mortgage and Lease Agreements

Principal payments on mortgages over the next 5 years and thereafter are as follows:

2006	\$	3,339
2007		3,553
2008		9,448
2009		2,839
2010		2,635
Thereafter		48,421
	\$	<u>70,235</u>

Outstanding mortgages include \$52.7 million on the Library Square Project due on January 14, 2021. Interest at 9.875% per annum is compounded semi-annually with monthly repayments of principal and interest. The debentures are secured by a first charge on the land and any proceeds from the sale of the land on which the office building is situated, the office building and any improvements to it including machinery, plant and equipment, and any proceeds of the lease of the office building.

The City has executed a 25-year lease of the Library Square office building with the Federal Government which commenced April 30, 1995. Annual lease payments of \$6.7 million will fully offset debenture principal and interest payments. The lease provides options to purchase the office building at the end of the 10th and 20th years and at the end of the lease term. The balance of the lease receivable is \$51.7 million (2004 - \$53.2 million).

The City has \$10.5 million (2004 - \$10.8 million) in mortgages payable to Canada Mortgage and Housing Corporation for 5 non-market housing projects. Interest rates range from 4.24 % to 8.0% with maturity dates from February 1, 2006 to December 1, 2027.

(g) Loan Guarantee

The City has guaranteed a \$12.0 million line of credit for the Pacific National Exhibition effective January 1, 2006 for a period of one year.

(h) Property Acquisition

On March 9, 2004, Council approved a 4-year agreement for the City to act as a backup to a property acquisition. The agreement commits the City to purchase the property from the original purchaser at the original purchase price of \$24.5 million plus up to \$5.0 million for site development and remediation costs, if for any reason the original purchaser is unable to proceed with their proposed development.

NOTES TO CONSOLIDATED FINANCIAL STATEMENTS (000's) CONTINUED
Year Ended December 31, 2005

10. CONTINGENCIES AND COMMITMENTS - Continued

(i) 2nd Avenue RAV Station

The City has entered into an agreement with RAVCO for the design and construction of the 2nd Avenue RAV station for \$28.9 million. The City received a contribution of \$7.8 million from the Province of British Columbia toward this project. Payment of \$1.1 million was made in 2005 with future payments due as follows: 2006 - \$6.9 million, 2007 - \$13.8 million and 2008 - \$7.1 million.

11. TRUST FUNDS

Certain assets have been conveyed or assigned to the City to be administered as directed by agreement or statute. The City holds the assets for the benefit of, and stands in fiduciary relationship to, the beneficiary. The following trust funds and assets are excluded from the City's financial statements:

	<u>2005</u>	<u>2004</u>
Vancouver Agreement	\$7,713	\$9,296
Cemetery Perpetual Care	3,125	3,050
Atrium	296	285
General	327	325
	<u>\$ 11,461</u>	<u>\$ 12,956</u>

The Vancouver Agreement is an urban development agreement between the Governments of Canada, British Columbia and the City to facilitate sustainable economic, social and community development in the City.

12. EXPENDITURES BY OBJECT

	<u>2005</u>	<u>2004</u>
Wages, salaries and benefits	\$574,814	\$542,991
Contract services	87,912	83,531
Supplies, material and equipment	322,531	260,779
Debt charges	26,813	26,160
	<u>\$ 1,012,070</u>	<u>\$ 913,461</u>



KPMG LLP
Chartered Accountants
PO Box 10426 777 Dunsmuir Street
Vancouver BC V7Y 1K3
Canada

Telephone (604) 691-3000
Fax (604) 691-3031
Internet www.kpmg.ca

AUDITORS' REPORT TO THE MAYOR AND COUNCILLORS OF THE CITY OF VANCOUVER

We have audited and reported separately herein on the consolidated financial statements of the City of Vancouver as at and for the year ended December 31, 2005.

Our audit was conducted for the purpose of forming an opinion on the consolidated financial statements of the City taken as a whole. The current year's supplementary information included in the following Schedules of Financial Activities of the Revenue Fund, Capital Fund, Capital Financing Fund, Sinking Fund, Property Endowment Fund and Utilities is presented for the purposes of additional analysis and is not a required part of the consolidated financial statements. Such supplementary information has been subjected to the auditing procedures applied in the audit of the consolidated financial statements and, in our opinion, is fairly stated in all material respects in relation to the consolidated financial statements taken as a whole.

Chartered Accountants

Vancouver, Canada

March 31, 2006

KPMG LLP, a Canadian limited liability partnership is the Canadian member firm of KPMG International, a Swiss cooperative.

CITY OF VANCOUVER
Revenue Fund
Schedule of Financial Activities
Years Ended December 31
(\$000s)

	2005 Budget	2005	2004
REVENUE			
Property taxes, penalties and interest	\$ 489,033	\$ 482,323	\$ 465,447
Water fees	64,975	67,262	61,412
Solid waste fees	35,671	38,629	36,970
Sewer fees	32,609	34,103	32,951
Other fees, rates and cost recoveries	158,531	174,800	159,468
Revenue sharing, grants and contributions	19,737	17,061	14,077
Investment income	10,850	12,764	11,376
Rental and lease income	18,396	23,340	23,953
	<u>829,802</u>	<u>850,282</u>	<u>805,654</u>
EXPENDITURES			
General government	90,261	80,915	74,605
Police protection	161,107	161,489	153,684
Fire protection	77,557	78,522	75,295
Engineering	69,267	67,832	65,331
Water utility	49,198	47,827	44,495
Solid waste	30,534	35,418	37,484
Sewer utility	49,946	49,634	49,108
Planning and development	57,527	61,528	58,725
Recreation and parks	82,461	84,034	80,642
Community and cultural services	58,302	61,464	57,321
	<u>726,160</u>	<u>728,663</u>	<u>696,690</u>
NET REVENUE	<u>103,642</u>	<u>121,619</u>	<u>108,964</u>
DEBT, TRANSFERS AND OTHER			
Debt principal repayments	(30,359)	(28,874)	(27,734)
Transfers			
Net transfers to other funds	(72,243)	(81,762)	(74,199)
Net transfers to reserves	(1,040)	(15,752)	(20,044)
Change in obligations to be funded from future revenue	-	5,961	14,211
	<u>(103,642)</u>	<u>(120,427)</u>	<u>(107,766)</u>
CHANGE IN FUND BALANCE	-	1,192	1,198
FUND BALANCE			
Beginning of year	<u>9,242</u>	<u>9,242</u>	<u>8,044</u>
End of year	<u>\$ 9,242</u>	<u>\$ 10,434</u>	<u>\$ 9,242</u>

CITY OF VANCOUVER
Capital Fund
Schedule of Financial Activities
Years Ended December 31
(\$000s)

	<u>2005</u>	<u>2004</u>
		Restated Note 5
REVENUE		
Fees, charges and recoveries	\$ 76,894	\$ 48,290
Grants and contributions	29,082	704
Property sale	4,190	505
	<u>110,166</u>	<u>49,499</u>
EXPENDITURES		
Capital expenditures		
General government	7,942	6,811
Police protection	3,847	4,728
Fire protection	508	449
Engineering	43,832	46,985
Sewer utility	35,462	24,487
Water utility	20,717	19,021
Solid waste utility	11,039	307
Recreation and parks	24,051	17,521
Community and cultural services	9,165	6,860
	<u>156,563</u>	<u>127,169</u>
NET EXPENDITURES	<u>(46,397)</u>	<u>(77,670)</u>
DEBT AND TRANSFERS		
Debt issued	121,520	101,388
Debt principal repayments	(1,484)	
Transfers		
Net transfers to reserves	(6,690)	(10,322)
Net transfers from other funds	31,934	41,845
	<u>145,280</u>	<u>132,911</u>
CHANGE IN FUND BALANCE	98,883	55,241
FUND BALANCE		
Beginning of year	<u>(46,863)</u>	<u>(102,104)</u>
End of year	<u>\$ 52,020</u>	<u>\$ (46,863)</u>

CITY OF VANCOUVER
Capital Financing Fund
Schedule of Financial Activities
Years Ended December 31
(\$000s)

	<u>2005</u>	<u>2004</u>
REVENUE		
Investment income	\$ 5,832	\$ 4,935
TRANSFERS		
Net transfer from other funds	30,502	7,171
Net transfer to reserves	(29,450)	(5,902)
	<u>1,052</u>	<u>1,269</u>
CHANGE IN FUND BALANCE	6,884	6,204
FUND BALANCE		
Beginning of year	<u>170,724</u>	<u>164,520</u>
End of year	<u>\$ 177,608</u>	<u>\$ 170,724</u>

CITY OF VANCOUVER
Sinking Fund
Schedule of Financial Activities
Years Ended December 31
(\$000s)

	<u>2005</u>	<u>2004</u>
REVENUE AND EXPENDITURES		
Investment income	\$ 8,267	\$ 7,139
Administration expenses	72	74
	<u>8,195</u>	<u>7,065</u>
DEBT AND TRANSFERS		
Debt repayments	(36)	(35)
Transfers		
Net transfer from Revenue Fund	26,408	25,330
Net transfer to reserves	<u>(34,567)</u>	<u>(32,911)</u>
	<u>(8,195)</u>	<u>(7,616)</u>
CHANGE IN FUND BALANCE	-	(551)
FUND BALANCE		
Beginning of year	-	551
End of year	<u>\$ -</u>	<u>\$ -</u>

CITY OF VANCOUVER
Property Endowment Fund
Schedule of Financial Activities
Years Ended December 31
(\$000s)

	2005			2004
	Revenue	Expenses	Net	Net
OPERATIONS				
Rental and leases	\$ 13,290	\$ 4,842	\$ 8,448	\$ 7,937
Parking	17,017	12,573	4,444	3,939
Water moorage	914	455	459	451
Property sales	1,777	503	1,274	16,724
	\$ 32,998	\$ 18,373	14,625	29,051
Interest income			1,492	2,765
Miscellaneous income			908	542
			17,025	32,358
Expenses				
Capital expenditures			64,797	30,889
Adminstration and operating			2,492	1,911
			67,289	32,800
NET EXPENDITURES			(50,264)	(442)
TRANSFERS				
Debt principal repayments			(5)	-
Debt issue			3,216	-
Net transfer (to) from reserves			820	(2,205)
Transfer to Revenue Fund			(7,000)	(7,000)
Net transfer (to) from other funds			(82)	6,855
			(3,051)	(2,350)
CHANGE IN FUND BALANCE			(53,315)	(2,792)
FUND BALANCE				
Beginning of year			88,774	91,566
End of year			\$ 35,459	\$ 88,774

CITY OF VANCOUVER
Utilities
Schedule of Financial Activities *
Years Ended December 31
(\$000s)

	2005	2004
SOLID WASTE UTILITY		
REVENUE		
Fees and service charges	\$ 38,629	\$ 36,970
EXPENDITURES AND TRANSFERS		
Garbage collection and disposal	9,507	8,392
Recycling	4,415	4,729
Composting	3,733	3,479
Commercial	14,565	12,723
Management and solid waste levy	658	681
Post closure costs	2,540	7,480
	35,418	37,484
Transfers from other funds	(3,614)	(7,732)
Transfer to reserves	6,825	7,218
	\$ 38,629	\$ 36,970
WATER UTILITY		
REVENUE		
Fees and service charges	\$ 67,262	\$ 61,412
EXPENDITURES AND TRANSFERS		
Purchase of water	32,206	29,289
Water debt charges	8,696	8,472
Operations	6,924	6,734
	47,826	44,495
Debt principal repayments	7,706	6,619
Transfer to Sinking Fund	7,404	7,135
Transfer to reserves	4,326	3,163
	\$ 67,262	\$ 61,412
SEWER UTILITY		
REVENUE		
Fees and service charges	\$ 34,103	\$ 32,951
Contribution from property taxes	33,729	32,341
	\$ 67,832	\$ 65,292
EXPENDITURES AND TRANSFERS		
Contribution to Joint Sewerage Board	36,552	36,845
Sewer debt charges	7,343	7,065
Operations	5,739	5,198
	49,634	49,108
Debt principal repayments	7,690	6,188
Transfer to Sinking Fund	5,663	5,462
Transfer to reserves	4,845	4,534
	\$ 67,832	\$ 65,292

* These amounts have been reported as part of the Revenue Fund Schedule of Financial Activities.

SCHEDULE OF GENERAL DEBT (\$000s)

CITY OF VANCOUVER

Bylaw	Maturity Date & Purpose	Rate %	Term (Years)	Debenture Outstanding	Sinking Fund Reserve Balance
7506	January 11, 2006	7.500	10		
	Communications			\$1,200	\$1,103
	Emergency operations			4,834	4,443
	Parks			5,090	4,679
	Roads, walks streets and lanes			39,260	36,087
	Sewers			20,267	18,629
	Waterworks			29,349	26,977
				<u>100,000</u>	<u>91,918</u>
7811	October 31, 2007	5.625 to 5.750	10		
	Communications			455	-
	Emergency operations			66	-
	Fire protection			2,158	-
	Infrastructure			611	-
	Parks			4,555	-
	Pedestrian/cycling facilities			2,342	-
	Sewers			5,059	-
	Street lighting			617	-
	Waterworks			3,660	-
				<u>19,523</u>	<u>-</u>
8042*	July 12, 2009	5.900	10		
	Parks			5,000	2,768
	Roads, walks streets and lanes			15,000	8,303
	Sewers			20,000	11,070
	Waterworks			20,000	11,070
				<u>60,000</u>	<u>33,211</u>
8077	October 7, 2009	6.000	10		
	Roads, walks streets and lanes			46,533	25,457
	Sewers			11,417	6,246
	Waterworks			22,050	12,063
				<u>80,000</u>	<u>43,766</u>
8269*	December 14, 2010	6.000	10		
	Roads, walks streets and lanes			1,038	457
8295	February 21, 2011	5.850	10		
	Infrastructure			2,238	800
	Parks			13,858	4,952
	Pedestrian/cycling facilities			1,678	600
	Public works/fire facilities			10,600	3,788
	Roads, walks streets and lanes			2,382	851
	Sewers			17,015	6,081
	Street lighting/communication/undergrounding			857	306
	Street lighting/communications			4,476	1,600
	Street lighting			2,384	852
	Transit /safety improvements			6,162	2,202
	Waterworks			18,350	6,558
				<u>80,000</u>	<u>28,590</u>
8460	April 17, 2012	4.875 to 6.125	10		
	Local area improvement			4,469	-
	Parks			5,261	-
	Pedestrian/cycling facilities			3,006	-
	Public works/fire facilities			5,449	-
	Sewers			22,547	-
	Street lighting			4,885	-
	Street/bridge infrastructure			829	-
	Transit /safety improvements			6,163	-
	Waterworks			22,547	-
				<u>75,156</u>	<u>-</u>
			Carried Forward	<u>\$415,717</u>	<u>\$197,942</u>

<u>Bylaw</u>	<u>Maturity Date & Purpose</u>	<u>Rate %</u>	<u>Term (Years)</u>	<u>Debenture Outstanding</u>	<u>Sinking Fund Reserve Balance</u>
8808	March 16, 2014	2.250 to 4.650	10		
	Civic facilities			457	-
	Local area improvement			5,600	-
	Parks			8,405	-
	Pedestrian/cycling facilities			5,267	-
	Public works/fire facilities			1,030	-
	Sewers			29,285	-
	Street lighting			3,820	-
	Street/bridge infrastructure			2,176	-
	Transit /safety improvements			7,586	-
	Waterworks			27,715	-
				<u>91,341</u>	<u>-</u>
9115	October 06, 2015	3.150 to 4.100	10		
	Bridges/tunnels			2,700	-
	Community centre facilities			6,000	-
	Infrastructure			6,932	-
	Libraries			4,910	-
	Local area improvement			6,729	-
	Miscellaneous			250	-
	Multi-purpose centres			2,360	-
	Neighborhood houses			2,340	-
	Parks			15,090	-
	Pedestrian/cycling facilities			6,370	-
	Public safety/Police			600	-
	Sewers			30,720	-
	Sports facilities			1,100	-
	Street lighting/communications			3,883	-
	Train stations			5,000	-
	Transit/safety improvements			3,874	-
	Waterworks			19,707	-
	Yards			1,435	-
				<u>120,000</u>	<u>-</u>
4221	February 1, 2006	5.250	40		
	Waterworks			1	-
4236	May 1, 2006	5.375	40		
	Waterworks			6	-
			Total	<u>\$627,065</u>	<u>\$197,942</u>

* Held internally

Property Owners' Share

<u>Bylaw</u>	<u>Maturity Date</u>	<u>Purpose</u>	<u>Rate %</u>	<u>Term (Yr)</u>	<u>Debt Balance</u>
6848	June 19 2006	Lane paving, speed ramps, sidewalks & curbs	10.000	15	349
6849	June 19 2006	Beautification	10.000	15	36
6990	June 17 2007	Lane paving, speed ramps, sidewalks & curbs	9.500	15	544
6991	June 17 2007	Beautification	9.500	15	69
7129	June 23 2008	Lane paving, speed ramps, sidewalks & curbs	9.000	15	911
7312	June 22 2009	Lane paving, speed ramps, sidewalks & curbs	7.000	15	845
7313	June 22 2009	Beautification	7.000	15	217
7315	June 22 2009	Underground wiring	7.000	15	20
7446	June 21 2010	Lane paving, speed ramps, sidewalks & curbs	9.500	15	910
7447	June 21 2010	Underground wiring	9.500	15	44
7584	June 26 2011	Lane paving, speed ramps, sidewalks & curbs	7.500	15	1,152
7758	June 25 2012	Lane paving, speed ramps, sidewalks & curbs	7.000	15	1,336
7759	June 25 2012	Beautification	7.000	15	98
7912	June 24 2013	Beautification	6.000	15	138
7914	June 24 2013	Street lighting	6.000	10	4
7915	June 24 2013	Lane paving, speed ramps, sidewalks & curbs	6.000	15	1,471
8037	June 23 2014	Lane paving, speed ramps, sidewalks & curbs	6.000	15	1,606
8204	June 21 2015	Lane paving, speed ramps, sidewalks & curbs	7.000	15	1,214
8206	June 21 2010	Street lighting	7.000	10	15
8207	June 21 2015	Beautification	7.000	15	90
8208	June 21 2010	Granville Street beautification	7.000	10	102
8209	June 21 2015	Beautification	7.000	15	20
8501	June 26 2017	Lane paving, speed ramps, sidewalks & curbs	6.000	15	1,702
8502	June 26 2007	Lane lighting	6.000	5	21
8503	June 26 2012	Street lighting	6.000	10	8
8504	June 26 2017	Beautification	6.000	15	194
8505	June 26 2007	Traffic circle	6.000	5	5
8506	June 26 2017	Underground wiring	6.000	15	179
8693	June 25 2018	Lane paving, speed ramps, sidewalks & curbs	6.000	15	1,890
8694	June 25 2018	Lane lighting	6.000	15	7
8695	June 25 2018	Street Lighting	6.000	15	3
8696	June 25 2018	Beautification	6.000	15	49
8871	June 23 2019	Lane paving, speed ramps, sidewalks & curbs	5.750	15	1,312
8872	June 23 2009	Traffic circle	5.750	5	2
8873	June 23 2009	Lane lighting	5.750	5	11
9063	June 29 2020	Lane paving, speed ramps, sidewalks & curbs	5.750	15	1,513
9064	June 29 2010	Lane Lighting	5.750	15	7
					\$18,094

All held internally

The City of Vancouver has not given any guarantees or indemnities under the Guarantees and Indemnities Regulation.

Prepared under Financial Information Regulation, Schedule 1, Section 5

SCHEDULE OF REMUNERATION AND EXPENSES

- ◆ CITY OF VANCOUVER
- ◆ VANCOUVER BOARD OF PARKS AND RECREATION
- ◆ VANCOUVER POLICE BOARD
- ◆ VANCOUVER PUBLIC LIBRARY

PREPARED IN ACCORDANCE WITH
THE FINANCIAL INFORMATION REGULATION
SCHEDULE 1, SECTION 6 (2), (3), (4), (5), (6)

**MAYOR AND COUNCILLORS
REMUNERATION AND EXPENSES**

CITY OF VANCOUVER

Name	Remuneration	Local Expenses	Transportation Allowance	Travel & Conferences (Net of Recoveries)
Campbell, L.	\$70,625	\$ -	\$ -	\$19,229
Sullivan, S. * Mayor (2005-2008)	5,935	-	-	-
Councillor (2002-2005)	50,269	1,916	2,902	3,686
Anton, S. *	4,367	243	151	-
Ball, E. *	2,516	-	151	-
Bass, F.	51,031	2,649	804	4,851
Cadman, D. *	53,009	1,516	3,053	7,039
Capri, K. *	2,516	-	151	-
Chow, G. *	2,516	101	151	-
Deal, H. *	2,516	-	151	-
Green, J.	50,269	1,288	2,902	14,859
Ladner, P. *	53,009	1,925	3,053	4,193
Lee, B.C. *	2,516	101	151	-
Louie, R. *	53,283	2,011	3,053	13,387
Louis, T.	50,289	-	-	-
Roberts, A.	53,176	590	2,902	2,940
Stevenson, T. *	53,009	2,203	3,053	7,727
Woodsworth, E.	50,269	1,389	2,902	8,451
	\$611,122	\$15,932	\$25,527	\$86,362

* City Council 2005 - 2008

**BOARD OF PARKS & RECREATION - COMMISSIONERS
REMUNERATION AND EXPENSES**

CITY OF VANCOUVER

Name	Stipend	Expense	Total
Riccus, E.	\$ 9,503	\$ 4,751	\$ 14,254
Romaniuk, A.	7,604	3,802	11,406
Poaps, L.	7,604	3,802	11,406
Deal, H.	7,583	3,791	11,374
Anton, S.	7,583	3,791	11,374
De Genova, A.	7,977	3,988	11,965
Woodcock, L.	7,977	3,988	11,965
Holden, H.	466	233	699
Robertson, I.	373	186	559
Houghton, K.	373	186	559
Zlotnik, M.	373	186	559
Herbert, S.	373	186	559
	<u>\$ 57,789</u>	<u>\$ 28,890</u>	<u>\$ 86,679</u>

Name	Remuneration
Kennedy, L.	\$ 3,875
La Liberté, T.	3,250
McNeil, M.	4,000
Parker, D.	3,750
Pau, J.	4,750
Webster, P.	4,250
	<hr/>
	<u>\$ 23,875</u>

**SCHEDULE OF REMUNERATION, CONFERENCES, COURSES & TRAINING
EMPLOYEES EARNING OVER \$75,000**

CITY OF VANCOUVER

Name	Remuneration	Conference Courses & Training	Name	Remuneration	Conference Courses & Training
Abbott, K E	119,117	-	Ballard, E A	99,916	-
Abel, K J	80,593	-	Ballard, J P	95,928	1,284
Ackerman, R W	113,268	4,977	Balsevich, P M	86,973	3,912
Adam, I C	118,244	6,010	Bannon, D G	81,017	-
Adams, D E	89,336	614	Barbour, D D	109,529	3,312
Addis, J W	99,916	-	Barker, K R	84,233	4,384
Admana, J	79,062	2,738	Barker, R H	78,487	-
Ainsworth, D G	79,128	-	Barnes, G	100,732	-
Airth, C C	78,975	3,160	Barry, S M	97,980	-
Aitken, S A	80,127	-	Barry, T P	87,181	-
Akin, R D	94,922	3,563	Bartolomeu, P	77,709	-
Alfred, P H	82,635	2,050	Battista, F P	97,332	2,227
Allan, C G	84,631	181	Battle, R G	102,091	767
Allen, P A	93,306	-	Batty, E C	92,534	-
Alonso, D	97,301	-	Baxter, S	134,863	2,197
Ames, J L	89,297	70	Bayley, S L	82,812	-
Amundsen, D J	80,933	168	Bayne, K B	137,652	285
Andersen, E L	93,137	-	Beach, C K	122,166	895
Anderson, C A	85,907	-	Beasley, L B	136,836	1,474
Andrews, J	128,661	2,820	Beckett, M L	81,413	-
Andrews, M	92,132	348	Begg, P E	105,617	-
Anfield, S M	80,838	-	Beisick, R D	90,861	3,278
Ann, J H	130,389	1,363	Beith, M J	84,214	1,518
Antonel, D J	77,426	-	Bell, R B	106,323	4,539
Antunovic, M J	75,302	-	Bellia, E E	105,396	-
Anzulovich, M M	77,490	-	Bentley, D C	85,585	-
Apostoliuk, S M	85,305	-	Berar, R J	79,348	-
Aquino, F S	95,344	1,517	Bercic, J R	82,678	-
Argent, W A	97,536	-	Berda, C	78,958	-
Armstrong, T P	88,213	4,748	Berglund, L	100,834	1,571
Arnold, A G	79,399	278	Bernardin, K L	80,841	-
Arsenault, A D	84,167	-	Bertolo, R M	94,182	-
Arthurs, D	77,496	348	Berube, M	94,964	-
Athans, K J	105,139	-	Bettles, C	84,291	-
Atwell, C J	84,293	-	Bevilacqua, M	81,706	770
Au, W	115,435	5,504	Bezanson, D D	107,984	1,105
Auclair, P P	78,844	2,576	Bieg, R G	87,273	1,913
Avelar, S E	84,117	80	Billing, J	117,998	-
Baber, C	79,399	-	Birch, K R	103,309	3,880
Bader, J	112,176	206	Birkas, M J	99,500	-
Baglo, R C	77,543	-	Bismeyer, G D	82,270	-
Bain, B D	100,484	1,336	Bittante, P	99,208	-
Baker, S D	87,905	-	Black, M W	75,893	1,689
Bakker, R G	77,763	-	Blondeau, N	108,558	-
Balagno, T P	78,084	-	Bloor, S R	75,598	750
Ballance, D E	75,896	-	Blouin, A W	98,667	-

**SCHEDULE OF REMUNERATION, CONFERENCES, COURSES & TRAINING
EMPLOYEES EARNING OVER \$75,000**

CITY OF VANCOUVER

Name	Remuneration	Conference Courses & Training	Name	Remuneration	Conference Courses & Training
Bluschke, B A	99,319	1,789	Burton, M W	77,867	-
Boblin, D	117,233	-	Busch, R E	83,162	-
Bogue, R E	82,474	-	Butler, L J	85,719	5,352
Bollivar, S	88,772	-	Butler, L P	102,721	-
Boons, W A	92,550	-	Butterworth, A D	77,544	3,521
Bowers, K J	86,349	5,515	Byrne, L	88,555	-
Boyard, P	84,717	467	Cafferky, P B	106,771	-
Boyd, A S	196,473	996	Cain, D	77,176	-
Boyko, D A	105,475	812	Caird, R B	82,938	-
Boyle, K A	102,717	975	Cairns, C J	94,666	630
Bracewell, D	79,634	3,419	Callard, L D	107,330	1,412
Brady, S N	90,376	2,293	Callender, S J	86,875	750
Bragagnolo, M	94,284	503	Campbell, B	99,949	4,943
Bremner, P J	92,550	1,232	Campbell, B R	79,565	-
Brennan, B J	79,632	-	Campbell, C J	98,539	-
Brewer, B D	108,853	6,618	Campbell, J	75,768	-
Bricker, R H	78,472	80	Campbell, J	83,592	-
Bromley, G B	76,913	-	Campbell, M J	120,840	-
Bronson, R A	88,776	-	Canning, B D	87,834	893
Brooks, J	99,916	25	Caprarie, K L	85,644	-
Brown, C	79,399	-	Carkner, B M	86,273	-
Brown, D S	80,490	-	Carlson, L	76,629	-
Brown, H A	81,707	225	Carnovale, D	76,876	-
Brown, H L	77,132	-	Carr, T D.	78,711	90
Brown, H W	83,334	-	Carroll, S J	84,901	763
Brown, K D	78,293	-	Carter, I N	79,929	-
Brown, K L	79,990	-	Caswell, R S	104,497	544
Brown, M	75,020	-	Catchpole, M T	82,745	-
Brown, R	96,011	-	Cavezza, A	90,335	3,255
Brownlee, C R	109,450	-	Cayer, D C	92,986	1,023
Bruce, M	76,611	-	Challis, L A	76,515	-
Brunt, R A	84,689	-	Chalmers, R M	153,372	15,001
Bryan, K R	77,503	-	Chambers, J J	102,688	-
Brydon, R M	77,988	-	Chambers, P B	102,718	-
Brynildsen, D D	118,998	4,304	Chan, A	93,593	1,517
Buchanan, D J	98,447	-	Chan, J	95,257	502
Buckoll, T A	97,518	210	Chan, M A	79,457	-
Burch, P G	82,718	45	Chapman, B W	111,315	530
Burgess, J	93,264	2,756	Chapman, D L	91,434	6,650
Burgess, M E	85,843	-	Chapman, R W	102,462	-
Burke, G W	79,717	-	Chattu, P S	83,866	-
Burmachuk, T D	108,472	-	Cheng, G	75,344	370
Burnham, C P	84,922	-	Cherniwchan, G N	101,896	-
Burns, J J	76,119	35	Chernoff, M C	98,499	3,708
Burns, W D	101,333	2,679	Cherry, J	92,550	4,670
Burridge, B F	77,863	-	Chila, S D	81,691	-
Burridge, S J D	75,959	-	Cho, W T	84,328	1,154

**SCHEDULE OF REMUNERATION, CONFERENCES, COURSES & TRAINING
EMPLOYEES EARNING OVER \$75,000**

CITY OF VANCOUVER

Name	Remuneration	Conference Courses & Training	Name	Remuneration	Conference Courses & Training
Choo, B	81,697	123	Cowx, J B	83,856	-
Chou, W A	75,344	938	Cox, D E	77,434	500
Chow, D M	75,902	-	Cox, M D	96,676	1,681
Chow, H W	87,931	-	Cox, W C	86,013	715
Christensen, M E	108,232	1,537	Cramer, R A	80,708	-
Christoffersen, E T	76,118	107	Cratchley, S W	106,698	2,636
Chu, J J	87,215	-	Crawford, J C	79,051	-
Chu, J S	157,145	7,397	Cray, B C	80,242	-
Chuy, D G	85,957	-	Creed, J W	75,942	-
Cividino, C	103,439	-	Critchley, K J	85,746	-
Clark, B G	94,308	7,589	Crocker, C L	79,070	-
Clark, B R	78,704	-	Crocker, M C	92,550	2,683
Clark, M R	79,375	-	Crocker, T J	106,252	-
Clarke, A R	86,957	2,496	Crouch, F J	92,542	-
Clarke, D B	75,082	-	Crowe, B P	99,916	995
Clarke, M P	76,169	-	Crudo, O F	81,758	385
Clarke, N	79,399	729	Crump, A J	80,696	-
Clarke, R M	109,307	809	Cull, J N.	78,705	24
Clarke, R N	100,522	742	Cumberworth, M A	104,598	4,912
Clee, J S	89,596	-	Curran, C M	118,151	-
Clement, C B	92,550	2,278	Cutler, D J	75,680	-
Clift, S L	100,324	155	Daconceicao, N B	88,239	-
Coburn, G M	117,185	8,513	D'Agostini, M	75,268	250
Coghill, D	81,087	-	Dalla Zanna, R	143,766	2,902
Colonval, D V	106,593	750	Daniels, D W	81,979	1,450
Colton, D J	104,027	-	Danroth, J D	85,932	-
Colussi, R D	82,012	-	Dary, D M	76,542	-
Connell, F J	191,314	4,042	Davey, M L	86,516	802
Constable, S C	93,111	-	Davidson, B	77,771	-
Conway, K B	77,511	-	Davidson, B M	80,253	-
Cook, J C	86,833	246	Davidson, J E	83,376	375
Cook, P S	81,888	284	Daviduk, R K	80,939	-
Cooke, B R	83,228	-	Davies, B J	120,665	3,029
Cooke, L C	83,904	1,935	Davies, K	75,826	-
Cooper, R W	119,444	-	Davies, S M	91,276	344
Cope, L W	84,366	-	Davies, T N	88,262	-
Cope, W A	127,735	-	Davis, E	101,723	-
Copus, A	81,600	-	Davis-Johnson, K N	100,359	1,500
Cork, T G	103,884	-	Dawes, B K	85,927	1,331
Coroliuc, J W	75,843	-	Dehaas, J K	117,465	2,804
Corrigan, T J	137,448	3,938	Deighton, R K	107,659	1,193
Coughlan, W J	81,080	62	Delgiglio, F	83,309	-
Coulson, M E	95,345	125	Delmonico, N B	95,532	2,106
Coulthard, R	78,363	-	Demiris, V W	80,152	75
Courtney, J	85,728	-	Dennison, D R	81,204	-
Cousins, D	79,399	2,683	Denny, E M	129,413	-
Cowie, K J	75,593	-	Dent, H B	75,838	-

**SCHEDULE OF REMUNERATION, CONFERENCES, COURSES & TRAINING
EMPLOYEES EARNING OVER \$75,000**

CITY OF VANCOUVER

Name	Remuneration	Conference Courses & Training	Name	Remuneration	Conference Courses & Training
Denton, G W	122,741	-	Driessen Van Der Lieck, T	76,200	-
Der, R M	79,725	-	Drinovz, A L	82,985	-
Derksen, B C	84,433	-	Dube, D R	101,025	-
Desilva, I V	75,784	2,092	Duggan, C A	76,717	-
Deslauriers, C	104,409	1,639	Duncan, A S	75,064	391
Desrochers, D F	99,916	1,961	Duncan, D J	83,717	947
Desrochers, M	75,213	-	Duncan, D R	81,490	-
Dewar, M D	97,728	1,858	Durante, R R	82,398	-
Dewith, F E	83,683	7,256	Dureau, B A	84,430	-
Dhaliwal, N N	88,279	-	Durston, C	86,064	2,078
Dhaliwal, S	92,476	-	Dutton, R	79,041	-
Dhillon, K Singh	75,071	-	Dvorkin, H T	87,087	-
Di Nozzi, A	81,715	367	Dykman, F	85,388	-
Dick, B K	77,023	134	Easterbrook, W T	120,357	5,070
Dick, L A	94,409	-	Edelson, N J	84,733	21
Dickson, R G	81,858	-	Edwards, J W	83,331	-
Dighton, J	84,775	-	Edwards, S	98,261	-
Dignan, B M	80,921	246	Eely, S J	93,516	-
Dimock, G A	81,516	487	Egge, C J	123,098	-
Dingwall, J	79,399	-	Elford, D R	83,247	-
Dixon, I K	94,962	-	Elias, G R	108,575	-
Do, T	80,438	3,706	Ell, D C	81,680	-
Dobrovolny, J W	108,401	321	Elliott, M E	79,399	1,287
Docherty, G A	84,815	-	Ellis, E J	111,370	-
Doduk, J	84,105	-	Ellis, P J	77,591	-
Doge, P	100,936	-	Elson, S L	80,667	739
Donaghy, K J	81,809	-	Emerslund, W A	101,878	-
Donaghy, M B	83,370	-	Eng, G M	105,472	-
Donaldson, J C	106,111	-	Eng, K C	79,700	1,328
D'Onofrio, R	82,373	-	Engler, M D	77,639	-
Dore, W L	85,756	-	English, J P	93,729	1,307
Dosanjh, K	80,586	905	Ennis, C A	100,586	-
Doucette, J	79,928	-	Ens, P A	75,849	-
Dougans, S A	75,651	-	Eppler, J C	76,623	-
Douglas, J M	93,246	2,764	Evans, J D	92,550	-
Douglas, S H	86,260	-	Evanson, M H	87,032	1,306
Douglas, T D	76,678	-	Everall, S	79,054	-
Douglas, W G	82,219	-	Eviston, E J	88,737	1,003
Dowling, J F	86,718	1,512	Ewan, L W	76,477	-
Downie, A M	85,334	550	Fairweather, M C	118,253	-
Dowsett, C	79,641	650	Fairweather, R P	95,592	71
Doyle, D	79,399	155	Fanning, T R	97,094	-
Doyon, E S	91,931	-	Faoro, R R	118,724	1,032
Dragonetti, D	85,695	-	Farragher, B A	75,446	-
Draper, V G	89,569	-	Farthing, D W	80,057	-
Drennan, E A	93,664	-	Fast, R	164,286	1,582
Driemel, S A	103,855	97	Fawcett, W B	99,231	-

**SCHEDULE OF REMUNERATION, CONFERENCES, COURSES & TRAINING
EMPLOYEES EARNING OVER \$75,000**

CITY OF VANCOUVER

Name	Remuneration	Conference Courses & Training	Name	Remuneration	Conference Courses & Training
Fedyk, W M	85,288	-	Galvin, W R	79,596	-
Feenan, C P	92,351	779	Gandolfo, J P	82,970	-
Feenan, R T	98,625	-	Gardner, R F	80,192	455
Fell, D J	80,342	1,536	Gatto, B	121,170	-
Ferguson, E D	79,121	-	Gattrell, L J	79,424	-
Ferguson, W J	96,839	-	Gaudette, G L	86,942	1,546
Fiddler, J R	75,394	1,382	Gayton, R W	77,228	-
Fielding, A	106,793	111	Geary, V	92,849	-
Fincham, K	75,988	-	Gerber, E	117,233	194
Fincham, M Louise	75,706	-	Gerhardt, S K	80,002	-
Fincham, R A	96,866	275	Giardini, S M	88,477	100
Findlay, G M	75,238	-	Gibault, H P	99,914	-
Fisher, D K	98,478	3,535	Gibbons, M E	83,100	-
Fisher, J A	82,243	1,496	Gibbs, L C	84,877	-
Fisher, S D	107,300	-	Gibson, D B	92,970	-
Flaherty, S	86,411	1,431	Gibson, D L	75,798	955
Flamand, M M	90,975	249	Gibson, S	93,473	-
Flanigan, M G	99,916	4,203	Gies, P	85,786	-
Flello, P	76,140	-	Giesbrecht, R W	75,663	70
Flello, R E	80,498	-	Gilbert, D	79,522	-
Fleming, W	86,551	-	Gilbert, M I	99,957	-
Fletcher, J L	87,066	-	Gilbert, W	75,216	-
Flewelling, J E	101,420	2,748	Gill, H S	87,326	-
Foden, T A	87,273	-	Gillespie, N G	89,116	4,211
Fodor, G	77,938	-	Gilmore, C T	89,250	502
Fong, V	91,292	749	Gilmore, D	96,625	-
Forbes-Roberts, J R	194,325	1,657	Gilmour, W J	80,205	-
Ford, L	78,832	103	Girling, D F	86,035	165
Forsberg, V C	104,135	-	Glanville, C	84,465	-
Forshaw, M J	93,561	-	Glover, M	95,011	-
Forss, T V	84,079	-	Goodfellow, D A	79,235	1,495
Forster, R M	78,579	60	Gordon, M L	80,774	578
Foster, D E	86,199	2,023	Gosbee, A G	79,944	-
Foster, D E	90,618	2,023	Gough, R K	100,674	-
Foster, J D	77,123	-	Gowdyk, T J	77,845	-
Foster, R H	77,819	-	Grace, R S	90,352	-
Fox, D W	81,659	2,340	Graf, D P	75,256	-
Frame, D M	82,540	5,332	Graf, M A	98,384	-
French, P A	91,240	163	Graham, B W	95,733	-
Friesen, J Allen	92,298	-	Graham, C	95,559	-
Fuchs, C Andrea	76,101	4,650	Graham, J	229,112	24,921
Fung, W W	78,754	-	Graham, J W	98,039	-
Funk, J	78,467	-	Grant, J	80,042	-
Gabriel, G G	92,074	11,965	Grant, J R	99,645	-
Gabriel, P C	77,758	-	Grassi, P E	79,289	-
Gabriel, R P	80,524	-	Gray, J Alan	84,333	-
Gagnon, P A	80,145	2,178	Gray, S	99,916	1,877

**SCHEDULE OF REMUNERATION, CONFERENCES, COURSES & TRAINING
EMPLOYEES EARNING OVER \$75,000**

CITY OF VANCOUVER

Name	Remuneration	Conference Courses & Training	Name	Remuneration	Conference Courses & Training
Green, B C	101,302	-	Heeps, J D	88,276	-
Greenberg, J M	118,049	583	Heggie, R D	85,642	-
Greene, D M	109,087	-	Hein, S	77,669	-
Greenwood, T F	80,108	4,128	Helmuth, V	85,736	989
Grewal, G S	88,866	-	Henderson, D J	79,363	-
Griffiths, C M	77,751	-	Henderson, J	99,914	188
Griffiths, G C	87,320	1,144	Henderson, S H	160,585	2,766
Griffiths, L	83,418	-	Henkel, D A	80,674	-
Grill, A J	79,399	-	Henschel, T L	82,007	-
Groenland, P W	94,054	-	Herd, J	79,081	2,683
Grummisch, E O	101,492	631	Herman, A	79,375	-
Grywinski, J M	97,277	-	Herrmann, T T	106,626	-
Haaksma, A	79,159	-	Hester, A A	81,003	-
Haddock, R P	75,890	-	Hetherington, D L	80,194	-
Hagelund, G W	78,847	-	Hickey, W	81,022	-
Haines, B K	84,657	329	Hiebert, K L	82,293	3,668
Hall, D	82,131	637	High, J W	82,279	3,539
Hall, J H	90,733	962	Highcock, L R	107,605	-
Hall, J K	92,930	-	Hildebrand, D	76,394	-
Hallam, M D	83,460	-	Hill, D J	75,325	-
Hallgren, B R	88,627	5,212	Hilton, D W	75,462	-
Hamade, J H	78,178	-	Hinton, T E	88,373	499
Hamilton, H I	99,038	-	Hjorth-Olsen, R A	79,368	-
Hamilton, R H	79,415	227	Hlagi, M P	80,483	-
Hammel, T E	97,116	-	Ho, A S	122,414	4,451
Hammond, K P	112,097	2,451	Ho, S S	79,399	375
Hancock, D J	77,667	348	Hobbs, A W	138,757	4,106
Hancock, P	75,994	-	Hodges, G H.	79,399	3,401
Hanuse, S A	96,259	-	Hogan, P L	103,993	-
Harder, D K	81,121	80	Hogg, G S	95,661	-
Hardman, S D	84,503	-	Holden, I C	82,857	-
Harris, J L	112,969	1,473	Holdgate, R C	156,070	6,955
Harrison, K M	83,932	-	Holland, M L	95,931	-
Harrison, V L	177,781	317	Holland, W D	120,491	-
Hartney, G E	81,974	-	Hollander, J R	78,191	-
Hartshorne, J	75,402	-	Holm, M M	75,727	4,865
Harvey, B R	83,208	-	Horne, D W	82,368	-
Harvey, S	114,149	2,486	Horner, F R	90,339	-
Hastings, W S	75,249	-	Horsley, M T	122,819	-
Hatch, C R	81,290	-	Hosein, C N	117,642	-
Hatch, R B	80,737	-	Houchen, T G	82,701	-
Hatchman, R C	83,471	1,423	Hovbrender, A	136,141	2,022
Hawick, B A	76,950	1,144	Howard, R L	85,222	164
Hayward, E A	113,365	-	Howerton, D N	91,320	200
Heard, M V	83,500	1,783	Hrankowski, K L	92,293	3,026
Hebenton, R J	85,394	-	Htan, C Tp	81,287	-
Heed, K P	213,083	2,849	Hucul, P M	105,160	2,009

**SCHEDULE OF REMUNERATION, CONFERENCES, COURSES & TRAINING
EMPLOYEES EARNING OVER \$75,000**

CITY OF VANCOUVER

Name	Remuneration	Conference Courses & Training	Name	Remuneration	Conference Courses & Training
Hudniuk, D W	93,057	-	Jones, D R	88,462	-
Hudson, J D	85,737	-	Jones, R W	75,087	-
Hudson, W T	103,255	-	Jones-Cook, R I	82,148	-
Hui, T	92,550	3,488	Jordan, B	117,998	-
Hull, L E	91,837	3,646	Jordan, S A	80,921	-
Hull, L J	81,609	553	Josephs, P L	103,705	185
Humayun, A H	92,190	839	Judd, P E	128,946	486
Humphry, W C	84,193	-	Kaim, J P	80,312	572
Hunter, J	100,936	596	Kaisers, R M	102,041	-
Hunter, J C	90,062	-	Kamada, J	85,728	-
Hunter, S M	76,211	750	Karlsson, P S	99,914	2,964
Huston, R G	141,351	3,325	Kask, D L	89,343	-
Huth, B A	75,730	-	Kawaza, N P	85,695	-
Hyde, S J	96,756	2,609	Kazuta, A T	101,935	2,092
Hynes, B P	113,754	3,340	Kazuta, C I	81,891	-
Inglis, B A	92,790	4,531	Kearney, R M	107,726	-
Inglis, M	79,399	1,377	Keen, J G	87,146	1,933
Instant, D E	96,357	-	Kellof, S G	89,950	746
Irvine, M	78,485	-	Kelly, G F	79,643	-
Irving, J D	82,909	-	Kelly, M P	87,412	5,329
Isaksson, R S	115,043	263	Kennedy, R A	83,097	-
Jackel, S R	78,687	-	Kenny, R L	87,242	4,457
Jackson, A J	75,084	1,951	Kerluke, L J	77,762	614
Jackson, D H	116,760	721	Ketcheson, W P	104,738	-
Jackson, J M	91,115	-	Kim, M H	90,880	-
Jackson, J T	94,381	4,587	Kinahan, C M	117,488	1,321
Jackson, S	91,273	1,000	Kindratsky, M J	120,704	6,568
Jacobson, L P	83,119	-	Kingma, E M	78,060	-
Jagger, D G	117,875	1,950	Kirk, G	87,676	790
James, L A	89,082	213	Kirkland, D M	82,622	1,642
Janzen, R	85,589	-	Kitchen, C F	78,741	-
Jarman, R S	82,110	-	Kitos, R B	87,750	848
Jarvie, M L	78,134	230	Klein, A	116,954	150
Jarvis, R	76,896	-	Klimchuk, D J	79,399	1,331
Jean, R L	79,584	-	Kloppenborg, A C	75,997	-
Jenkins, R A	100,511	1,432	Knapp, N E	83,734	-
Jenny, E H	76,501	-	Knight, D A	95,623	750
Jeraj, R A	84,578	-	Kochan, W	82,129	-
Johnsen, G P	140,281	1,814	Kodak, G A	115,161	-
Johnson, D M	83,581	-	Kofod, L L	75,315	-
Johnson, J C	92,426	-	Kolb, D W	79,426	-
Johnson, M O	100,610	100	Kondo, T T	104,322	3,172
Johnson, R J	90,730	-	Kottke, V W	76,867	-
Johnson, T S	92,693	-	Krenz, D A	75,432	416
Johnston, J A	93,990	672	Krezan, B	87,373	-
Johnston, W M	91,818	1,832	Kross, B R	93,871	348
Johnstone, M S	82,969	1,582	Kruse, L A	75,838	-

**SCHEDULE OF REMUNERATION, CONFERENCES, COURSES & TRAINING
EMPLOYEES EARNING OVER \$75,000**

CITY OF VANCOUVER

Name	Remuneration	Conference Courses & Training	Name	Remuneration	Conference Courses & Training
Kubicsek, P M	93,503	-	Leupen, R H	96,751	55
Kuncewicz, M B	81,330	630	Leuszler, N A	80,190	-
Kuniss, A J	99,194	-	Levitt, K R	94,846	944
Kurelicz, M G	95,187	-	L'Hirondelle, G L	85,728	-
Kussat, A W	98,242	-	Liang, K	117,998	-
Kuzmick, S F	82,168	-	Liddar, K S	81,202	967
Kuznik, J	80,373	1,804	Liljefors, Y	117,998	-
Kwok, K	87,676	777	Lin, C Y	85,842	4,965
Kwok, W W	79,399	3,841	Lintunen, L	79,757	-
Laberge, D J	75,983	-	Littlefield, M B	88,998	750
Laclaire, L L	83,743	2,709	Lo, E	185,966	9,306
Laidler, T	108,969	3,393	Lojstrup, S	88,675	1,921
Laing, J	77,707	-	Lok, N	79,399	2,124
Lait, R J	77,674	-	Lomas, M D	76,305	-
Laleune, S P	76,939	85	Longley, A M	79,732	-
Lamb, J B	82,641	-	Lonsbury, B L	76,257	-
Lambert, C L	80,130	4,471	Louie, D T	88,590	2,883
Lamont, I C	84,502	-	Louie, R D	87,579	373
Lane, J G	81,369	-	Lowden, J	117,234	2,339
Lashar, T S	78,379	547	Lowden, J S	83,121	-
Lau, J T	84,552	806	Lowe, L L	81,174	2,237
Lau, K M	79,399	-	Lowes, G A	87,791	-
Laverty, T G	82,700	-	Lucas, K R	97,930	-
Law, J A	82,459	-	Lucas, R S	97,925	-
Law, M	85,841	2,284	Luebkekmann, D	81,984	75
Lawrence, B F	82,354	-	Lui, L S	103,259	75
Lawrence, R D	90,431	-	Luke, T G	75,645	122
Lawson, E W	82,871	-	Lum, G R	79,399	-
Lawson, G C	79,072	2,029	Luongo, A	100,124	1,774
Lawson, G J	78,736	-	Lynch, M J	126,659	-
Lawson, T E	75,107	-	MacDonald, G	81,213	-
Learey, S	99,065	6,809	MacDonald, R G	92,550	-
Lee, E	100,855	1,747	MacDonald, R G	79,664	-
Lee, G K	79,072	226	MacGregor, B D	197,664	-
Lee, M	81,356	55	MacKay, L A	117,815	5,337
Lee, R R	105,854	-	MacKenzie, B J	94,580	697
Leffler, E G	80,008	-	MacKenzie, J	93,060	1,525
Leggett, C A	87,114	-	MacKenzie, K C	80,570	-
Lehwald, H C	80,630	-	MacKenzie, R	96,132	2,350
Lemcke, W M	104,507	2,767	MacKinnon, G I	76,059	-
Lemckert, J R	76,525	-	MacKinnon, R E	77,466	4,698
Lemire, C G	85,724	338	Mackintosh, M A	87,339	-
Lemke, D R	88,434	-	MacLean, A	116,478	-
Lepard, D A	172,491	6,487	MacLean, P H	81,981	-
Lepard, K V	80,337	2,166	MacLeod, J L	93,934	-
Letendre, D E	77,433	802	MacPherson, D A	85,728	9,493
LeTourneau, F	121,737	-	Mageau, M D	77,399	-

**SCHEDULE OF REMUNERATION, CONFERENCES, COURSES & TRAINING
EMPLOYEES EARNING OVER \$75,000**

CITY OF VANCOUVER

Name	Remuneration	Conference Courses & Training	Name	Remuneration	Conference Courses & Training
Magnusson, K	79,399	-	McFee, C D	78,611	1,830
Mah, A	77,734	1,968	McGeough, G P	87,541	400
Mah, D	113,408	426	McGowan, W J	83,225	1,499
Maher, W F	88,151	-	McGregor, G C	75,500	-
Mahinsa, C K	88,445	-	McGuinness, G C	106,228	86
Maitland, B E	117,642	4,400	McGuinness, J M	82,593	-
Malcolm, L A	90,477	-	McGuire, H B	84,588	-
Malesan, M	85,278	1,363	McIntosh, C D	91,469	-
Mancell, J M	141,098	-	McKay, J K	111,946	348
Mangat, R S	82,383	818	McKearney, J R	109,065	4,008
Manhas, D S	115,970	3,168	McKenna, L	119,486	953
Manji, S	77,460	-	McKenna, R P	113,959	663
Mann, B W	92,474	-	McKenna, S M	120,805	1,892
Manning, B	101,972	2,433	McKillican, R K	78,244	-
Manning, B W	82,205	-	McLachlan, T	96,810	776
Manyk, R E	87,577	-	McLaren, K S	92,388	3,005
Marchand, D F	87,885	-	McLarty, D K	100,151	-
Marchand, M	79,399	637	McLean, T L	108,687	-
Marino, J A	79,535	865	McLennan, R	77,649	-
Mark, J H	87,279	2,005	McLeod, T W	82,900	-
Marlay, M F	80,971	5,136	McLewin, J W	98,380	-
Marshall, G J	75,941	-	McMartin, J L	99,893	-
Martel, S	76,534	-	McMillan, D	92,081	-
Martin, L P	83,650	-	McNamara, P	77,188	-
Martin, R F	83,346	1,415	McNaughton, A	84,375	-
Masales, R	78,052	-	McNeight, M C	84,110	-
Mason, T H	85,906	-	McNeill, W N	78,594	-
Matheson, M C	77,908	-	McNeill, Y	81,856	480
Mattson, R H	78,914	-	McQuiggin, K W	110,965	7,939
Maurer, T K	80,356	-	McRae, R G	94,740	-
McCreeley, R N	81,571	50	McSeveney, W	80,517	-
McAfee, R A	137,036	4,680	McTaggart, S K	84,364	1,760
McCabe, A	80,759	268	Meagher, E W	85,695	1,511
McCardell, L J	107,421	-	Meeres, G P	117,482	1,321
McCarthy, M S	100,822	659	Meggs, G	94,659	4,929
McCartney, S W	83,228	-	Meikle, S J	78,469	2,517
McClelland, R C	77,666	544	Melnick, R H	80,966	-
McCluskie, C	89,602	393	Melnyk, L E	79,876	1,165
McCluskie, T B	104,117	844	Menzies, D C	79,256	-
McConnell, K R	103,008	770	Merchant, G	92,550	-
McCormick, J L	83,248	268	Meszaros, M Z	82,151	1,261
McCullough, G L	97,045	-	Meyerhoff, G D	97,286	-
McCurrach, R J	107,204	-	Michaels, R	94,325	-
McDonald, M J	89,645	-	Michals, R J	103,944	-
McEvoy, M S	82,267	101	Middlemass, C	77,735	-
McEwen, C W	90,926	1,882	Miller, G D	76,963	-
McEwen, T R	98,869	9,612	Miller, S R	85,906	-

**SCHEDULE OF REMUNERATION, CONFERENCES, COURSES & TRAINING
EMPLOYEES EARNING OVER \$75,000**

CITY OF VANCOUVER

Name	Remuneration	Conference Courses & Training	Name	Remuneration	Conference Courses & Training
Milligan, F C	91,099	4,500	Ng, L	93,826	-
Mills, N	85,728	-	Nguyen, V V	87,775	3,534
Minosky, V M	75,792	-	Niedtner, H A	131,102	2,392
Mitchell, B J	96,914	-	Nikolai, T A	79,624	246
Mitchell, D L	89,561	-	Nixon, K G	97,905	-
Mitchell, J D	84,368	3,681	Noga, B M	84,063	-
Mitchell, J E	105,539	-	Nordin, S H	95,005	4,257
Mitchell, R D	84,443	3,396	Normann, H F	88,871	1,260
Mitchell, R W	82,325	-	Novak, R	79,375	200
Monchamp, P A	75,007	-	Nuttall, L S	100,856	-
Mondor, P E	78,459	-	Nybo, R P	89,952	1,183
Montague, B V	98,817	-	Nygaard, G R	76,305	-
Montesano, D A	78,870	-	Obrien, R P	83,884	-
Montgomery, H M	87,742	1,798	Odendaal, L	103,040	1,493
Montpellier, P E	89,573	-	O'Donovan, D F	88,138	833
Moody, B R	79,587	-	Oehlschlager, C K	117,685	1,594
Mooney, R I	83,629	866	Oldendorf, F	78,377	-
Moore, D J	75,877	-	Oleskiw, G L	115,726	-
Morgan, D	79,090	316	Ord, M	90,249	-
Morley, J D	80,031	-	Orlick, G D	99,313	-
Mramor, J E	91,806	-	Osborne, J T	76,944	-
Muir, M	76,118	2,417	Osdoba, T	93,549	3,260
Muir, S P	91,145	-	Oudijn, W P	97,877	2,311
Mulder, R A	117,445	-	Owens, D E	79,687	-
Mullin, K M	86,431	-	Oxenbury, B A	81,154	-
Mullin, M K	75,982	-	Pagazzi, P P	89,995	101
Mundick, S J	185,720	3,331	Pain, D J	90,126	-
Munro, N A	93,631	1,726	Pake, W T	84,978	348
Munroe, J B	85,046	2,035	Palmer, A A	82,885	3,354
Murdock, C	87,964	-	Palmer, A R	129,751	-
Murphy, D	76,876	-	Pang, A	75,223	-
Murphy, D H	97,187	1,226	Pang, N S	92,292	5,003
Murphy, T P	87,013	-	Pankratz, D M	78,109	2,832
Murray, F W	83,309	-	Papove, G P	83,249	-
Nadalini, W M	81,931	364	Park, G	106,093	5,567
Naklicki, A	121,501	1,905	Parker, A H	80,359	14
Naples, P N	81,307	-	Parkin, B	118,902	996
Navratil, P D	82,977	268	Parsons, G J	115,247	6,254
Neal, R J	83,448	735	Patel, K	88,023	2,948
Neil, L S	93,582	120	Patenaude, J P	88,910	200
Nelmes, M D	120,947	5,214	Patterson, J	86,438	120
Neratini, T M	83,998	-	Patterson, L	84,187	-
Neufeld, G H	80,529	-	Patterson, P	92,484	896
Neufeld, N H	76,298	-	Patterson, S E	82,972	-
Neumeyer, P	86,209	-	Pauw, R D	95,123	3,318
Newlands, M J	99,015	1,982	Pavananthan, K	94,800	245
Newman, G S	110,847	2,724	Payette, R H	76,592	863

**SCHEDULE OF REMUNERATION, CONFERENCES, COURSES & TRAINING
EMPLOYEES EARNING OVER \$75,000**

CITY OF VANCOUVER

Name	Remuneration	Conference Courses & Training	Name	Remuneration	Conference Courses & Training
Pearce, B	81,841	3,993	Price, E V	80,440	578
Pearcey, D J	85,567	-	Priest, G N	81,612	4,005
Pearson, J C	82,114	157	Primerano, S	116,174	-
Pedersen, R A	100,622	2,339	Prince, E J	79,887	-
Pederson, E G	76,973	3,246	Procyshyn, P H	94,916	-
Peebles, D L	82,938	-	Prokopetz, P P	80,349	-
Pehlivanian, A	90,224	-	Przednowek, B W	82,252	-
Pellegrin, G S	80,472	1,590	Psefteas, E	75,915	-
Pellizzari, A C	83,486	1,432	Purdy, M S	90,477	2,189
Penner, K J	78,953	-	Purewal, M	81,583	-
Penny, B	97,400	962	Pyke, G H	106,645	-
Pentland, J E	88,018	257	Quayle, B T	120,301	-
Perrett, R L	75,638	-	Rabinovitch, R C	90,301	334
Perry, G N	86,328	517	Rae, D J	80,548	-
Peskett, L D	76,150	-	Rai, S S	86,743	-
Peskett, M J	83,067	-	Rainey, B A	82,904	3,670
Peterson, D P	83,174	369	Ralla, G	91,250	71
Peterson, J J	78,914	147	Ram, J L	110,821	530
Petit, E L	111,252	6,038	Ramsay, K M	100,146	709
Petri, R	76,228	2,415	Ranallo, R F	89,666	-
Philip, D R	82,596	-	Rankin, L J	104,367	6,771
Phillipps, D E	84,925	2,402	Ranquist, G	77,322	-
Phillips, P T	99,289	447	Ratray, W J	86,621	-
Phipps, T W	91,145	294	Rawsthorne, D M	79,549	851
Picard, B J	114,479	-	Raynor, P	83,886	-
Picknell, V R	77,340	781	Regush, R S	86,168	-
Pierce, T D	99,618	-	Reid, R A	94,635	-
Pierlot, R W	81,390	-	Renkema, C G	102,765	-
Pinsker, P M	79,399	378	Rennie, J W	95,878	348
Platzner, J L	82,435	-	Rensby, K J	77,020	-
Pledger, W N	100,066	-	Revitt, J W	86,016	1,228
Plett, E	82,659	-	Rhode, B C	77,468	-
Pollard, M R	106,980	4,924	Rice, J S	80,177	-
Pomeroy, W B	83,841	-	Rich, R A	152,256	4,026
Pope, D A	83,291	-	Roberts, A T	85,980	-
Popil, D M	80,611	-	Roberts, D H	83,068	460
Porret, C J	98,547	1,704	Roberts, S A	82,332	-
Porteous, A A	92,824	7,541	Robertson, D	88,126	13
Porteous, M D	111,190	3,638	Robertson, J N	114,672	-
Pounder, R J	176,333	-	Robertson, P S	107,210	480
Powell, B C	99,512	-	Robillard, J	79,790	-
Pranzl, S D	109,916	-	Robinson, C L	94,492	-
Prasobsin, J T	85,329	-	Robinson, D D	121,933	12,165
Pratt, J	77,249	1,871	Robinson, G K	111,124	-
Prentice, J P	87,339	-	Rodocker, D K	80,356	120
Prentice, M A	79,861	2,282	Rodrigue, W S	86,134	-
Prescott, F C	107,634	-	Roed, A James	79,975	-

**SCHEDULE OF REMUNERATION, CONFERENCES, COURSES & TRAINING
EMPLOYEES EARNING OVER \$75,000**

CITY OF VANCOUVER

Name	Remuneration	Conference Courses & Training	Name	Remuneration	Conference Courses & Training
Roelofsen, R P	102,119	587	Seggie, M D	79,794	-
Rogers, C C	91,695	1,770	Semler, D W	79,280	-
Rogers, J	270,471	6,755	Serheniuk, K J W	107,708	-
Rolls, R D	140,818	289	Serr, M J	142,760	652
Romanchook, M W.	92,550	1,532	Setiawan, B	77,414	3,662
Romanuik, I	90,199	5,483	Seto, W	81,329	60
Rondeau, M B	97,855	-	Sever, D M	78,171	1,464
Rosenberg, V F	75,230	-	Sharp, S M	92,392	-
Ross, A	79,952	543	Shaw, A B	76,697	583
Rothwell, R G	120,379	10,444	Shaw, S T	105,108	-
Rudberg, D H	197,053	10,941	Sheard, J E	87,090	3,640
Ruschke, P E	115,544	-	Shenher, L S	92,793	-
Russell, A D	80,666	674	Shepard, R D	115,545	895
Russell, E R	93,266	-	Sherris, W K	98,200	3,465
Rutgers, P U	119,486	1,169	Shiu, E	90,910	2,509
Rutter, L H	82,597	-	Shook, L A	81,609	-
Ryan, P	79,399	758	Shotton, J F	117,233	-
Ryan, P J	85,316	155	Sidhu, T S	95,764	-
Rychkun, A S	94,116	-	Sim, J H	118,295	530
Sadler, P M	102,539	-	Simmons, M	78,733	-
Sallinen, T S	109,445	660	Simmons, M H	109,111	2,462
Salmon, G D	96,167	-	Simonson, B J	76,605	-
Sanders, B N	82,660	3,141	Singbeil, R T	95,817	3,545
Sandhu, A S	95,225	-	Singh, S	76,477	1,532
Sandhu, K S	98,790	267	Smalley, V L	99,274	1,001
Sapeta, M J	98,284	-	Smitas, R J	116,845	-
Sarai, G H	79,289	-	Smith, C	77,622	-
Sartori, A	77,578	2,383	Smith, D C	101,723	2,372
Saunders, D A	75,338	-	Smith, E	107,627	1,461
Scally, D J	86,358	-	Smith, G E	78,987	-
Schaaf, R J	94,571	1,166	Smith, I A	88,413	1,665
Scheer, P J	137,427	3,000	Smith, K T	81,984	515
Schinbein, E C	140,074	7,872	Smith, L C	78,749	-
Schmidke, G R	104,676	-	Smith, M J	81,861	696
Schnarr, P A	78,200	345	Smith, P J	76,640	608
Schnitzer, S	133,070	4,985	Smith, R J	120,307	3,474
Schoeffel, K	95,268	-	Smith, T W	77,145	-
Schulze, P A	84,503	674	Somerville, G	80,851	-
Schwab, D J	88,189	-	Soo, S	80,989	-
Schwenneker, J R	101,111	-	Sorbara, G	79,041	968
Scobie, F A	143,929	-	Sorge, R V	82,565	1,830
Scorrar, A L	75,345	4,825	Sparrow, D L	79,702	-
Scott, D J	84,847	-	Spearn, W F	90,272	-
Searwar, D A	79,988	1,240	Specht, G J.	77,087	-
Sebastian, D T	90,695	3,096	Specht, M	76,197	3,675
See, R A	76,117	-	Spencer, D R	80,366	-
Segal, R	107,369	1,058	St. Amant, J	78,418	2,762

**SCHEDULE OF REMUNERATION, CONFERENCES, COURSES & TRAINING
EMPLOYEES EARNING OVER \$75,000**

CITY OF VANCOUVER

Name	Remuneration	Conference Courses & Training	Name	Remuneration	Conference Courses & Training
St. Michel, P	82,457	2,759	Taylor, R W	94,680	-
Stairs, M G	89,636	19	Tchang, K M	87,705	739
Stajduhar, N G	79,399	-	Teichroeb, P E	104,229	7,941
Stamatakis, A T	116,362	-	Terpsma, L D	81,211	-
Star, K L	88,358	-	Tetzel, R J	100,423	1,421
Stark, J S	83,934	-	Thacker, S R	77,311	-
Staunton, R D	130,253	3,666	Thibert, D B	80,064	-
Stebbing, N W	77,666	750	Thiele, D J	83,792	-
Steele, B W	93,318	-	Thomas, T A	94,951	-
Steele, D M	92,823	-	Thompson, C W	107,571	-
Steele, J E	80,930	-	Thompson, D T	96,324	-
Stefulj, P	77,420	1,588	Thompson, E E	75,715	-
Steinkampf, M W	95,970	-	Thompson, K C	88,546	-
Stensrud, W R	99,916	-	Thompson, S A	89,991	3,053
Stephen, B F	75,706	-	Thomsett, D J	83,568	-
Stephen, G B	106,735	-	Thomson, A W.	92,268	815
Stevenin, K C	81,956	-	Thomson, C E	77,908	85
Stevens, M	93,542	-	Thomson, G D	79,581	400
Stewart, L G	92,039	4,737	Thomson, M G	104,305	99
Stewart, M	89,208	-	Thordarson, G F	93,188	-
Stewart, M G	113,641	-	Thouli, S S	81,794	-
Stewart, R A	122,606	1,123	Thrower, M	77,523	-
Stewart, R M	77,393	-	Thurber, I D	95,098	-
Stewart, R R	79,797	1,467	Timbury, T	113,972	-
Stolarchuk, K John	81,054	1,905	Timm, T R	174,548	6,605
Stone, R G	90,272	-	Todd, S A	75,213	-
Storey, W R	77,627	-	Toneguzzo, P	92,550	245
Stowe, I M	96,252	-	Tonner, M P	88,881	-
Stringer, R A	119,562	-	Torvik, K W	81,157	420
Stubbs, J N	118,018	-	Touchet, D P	80,243	-
Sullivan, J	86,575	-	Tran, H T	83,404	441
Sullivan, S M	86,620	-	Tran, T V	84,912	5,583
Sullivan, T A	77,122	-	Trenter, P A	79,743	-
Sutherland, M	92,550	637	Trklja, B A	102,531	-
Swan, K W	77,762	-	Trowski, S P	109,912	4,329
Swanson, D	84,385	1,154	Trydal, R E	99,916	213
Sweeney, P R	95,023	470	Tsisserev, A	102,490	2,043
Sweeney, S C	113,944	11,432	Tsok, M	87,574	-
Sydenham, D P	88,450	152	Tuininga, J	100,445	975
Symes, R W	101,428	2,366	Turkington, B J	95,847	-
Sziklai, L	93,118	2,465	Turner, M M	98,917	112
Tasaka, M	85,166	-	Turner, R G	98,903	-
Tataryn, R J	86,353	230	Tutkaluke, W D	99,371	2,889
Taylor, B	99,916	366	Twynstra, M	79,399	1,127
Taylor, D F	99,661	535	Tyson, D	92,197	5,582
Taylor, M D	79,392	-	Uganec, K S	87,395	-
Taylor, P J	80,126	-	Ullrich, F R	79,055	959

**SCHEDULE OF REMUNERATION, CONFERENCES, COURSES & TRAINING
EMPLOYEES EARNING OVER \$75,000**

CITY OF VANCOUVER

Name	Remuneration	Conference Courses & Training	Name	Remuneration	Conference Courses & Training
Underhill, K C	107,782	-	Weller, F R	102,315	249
Underwood, C	82,977	-	Wells, D J	81,294	-
Underwood, P S	101,984	-	Wendell, J	90,408	199
Upton, I W	88,165	821	Westmacott, E	93,985	193
Usui, R S	113,325	2,130	Weston, S J	91,269	90
Uunila, A T	88,938	-	Whitehead, A G	79,601	4,688
Vaisbord, P	78,803	1,249	Whitlock, R W	88,881	2,711
Van Kemenade, I	92,550	680	Whitney, P	159,910	2,897
Van Patten, D J	111,594	1,586	Whyte, L J	78,667	-
Van Vliet, K	95,640	286	Wice, S G	79,845	-
Vance, C A	87,076	2,785	Wickstead, G R	114,243	-
Vander Hoek, S D	78,988	-	Widdess, L E	79,576	-
Vanstone, S M	87,594	-	Widdess, R B	90,680	134
Vass, M	76,108	625	Wiebe, D J	112,140	758
Vath, G H	91,917	1,191	Wiebe, P M	91,711	-
Verappan, D	87,306	2,243	Wiens, C	76,469	-
Veronesi, M A	105,861	667	Wightman, M B	89,409	-
Vilkas, C A	78,939	50	Wild, J	77,111	2,777
Visser, R Derrick	80,295	-	Wilkinson, B M	87,333	-
Vohra, I	79,811	-	Williams, E D	81,574	-
Volpatti, E Mary	78,770	-	Williams, J C	86,242	2,330
Vos, F J	97,185	826	Williams, R	99,916	-
Vulliamy, M F	92,550	-	Williams, R J	90,041	-
Wadley, J M	99,136	710	Willis, D A	90,067	2,729
Wager, G C	90,505	-	Willock, B A	87,339	-
Wager, S T	93,029	-	Wilson, D E	75,807	-
Wahl, B A	126,673	6,059	Wilson, D I	101,755	-
Wallace, H B	101,637	-	Wilson, J R	84,607	74
Wallace, S	100,926	-	Wilson, R M	87,728	199
Walton, T A	103,752	-	Wimmer, P M	83,946	-
Ward, D A	77,506	-	Windrim, W L	84,119	811
Ward, J R	85,726	-	Windsor, B D	94,325	1,521
Wardrop, R A	77,671	6,774	Winters, R C	99,144	-
Ware, R M	85,963	1,998	Wolf, H C	85,560	-
Warren, C H	108,928	-	Wolthers, M H	78,017	-
Watkins, B	97,531	1,866	Wong, B	77,806	2,637
Watson, A J	88,754	-	Wong, C	79,399	-
Watson, M G	80,694	-	Wong, D Anthony	81,288	-
Watt, C B	83,094	-	Wong, D D	75,478	-
Watters, S G	101,910	-	Wong, G	82,840	759
Watts, M H	76,349	369	Wong, M W	79,399	482
Watts, R M	81,025	-	Wong, P M	88,334	-
Webb, C G	76,025	-	Wong, R L	99,478	955
Webb, S M	81,787	-	Woo, H	77,722	3,358
Webster, N A	103,730	-	Wood, A C	84,975	134
Weeks, L S	91,019	764	Wood, D R	78,050	-
Weidman, D A	110,900	470	Wood, G R	89,567	-

**SCHEDULE OF REMUNERATION, CONFERENCES, COURSES & TRAINING
EMPLOYEES EARNING OVER \$75,000**

CITY OF VANCOUVER

Name	Remuneration	Conference Courses & Training	Name	Remuneration	Conference Courses & Training
Woodcock, L	76,899	2,692	Young, J	85,728	-
Woods, R G	116,568	5,212	Yung, T	77,141	2,782
Wooldridge, M C	77,185	307	Zacharuk, M J	75,547	-
Worsley, L S	97,414	-	Zagar, A M	75,351	-
Wotherspoon, P A	101,946	-	Zanatta, T M	101,502	-
Wrathall, K T	101,844	-	Zanotto, A J	75,976	-
Wray, G W	75,834	-	Zora, M W	156,144	1,457
Wray, L D	76,880	7,061	Zuccato, L I	105,798	-
Wrigglesworth, J C	77,745	-	Zweng, T S	86,421	2,553
Wright, E H	119,641	-	Zworski, T	111,389	824
Wu, L Y	101,947	4,685			
Wudrick, L D	129,648	-	Total	123,423,062	1,226,448
Wylie, D F	112,477	7,770	Under \$75,000	296,488,124	-
Yee, C	91,104	1,005			
Yee, J	92,107	-			
Yeo, L J	92,574	1,502	Grand Total	419,911,186	1,226,448
Yeomans, R	93,256	-			
Yingling, N L	110,008	6,493			
Young, B A	81,762	-			
Young, C	78,838	230			

The variance between the remuneration schedule and the salaries and benefit expenses reported in the consolidated financial statements of the City are attributable to a number of factors including:

- the remuneration schedules are based on actual payments made in the year (including payouts of vacation, gratuity, overtime banks) whereas the financial statement figure is determined on an accrual basis.
- the remuneration includes taxable benefits which are recorded at full cost in the financial statements and includes items such as parking, leased vehicles and medical benefits.

Number of Agreements

Equivalent Number of
Gross Monthly Salary

1

2

Prepared under Financial Regulation Schedule 1, Section 6 (7)

This page is intentionally blank.

**SCHEDULE OF PAYMENTS
TO SUPPLIERS OF
GOODS AND SERVICES**

(\$25,000 AND OVER)

- ◆ CITY OF VANCOUVER
- ◆ VANCOUVER BOARD OF PARKS AND RECREATION
- ◆ VANCOUVER POLICE DEPARTMENT
- ◆ VANCOUVER PUBLIC LIBRARY

PREPARED UNDER THE FINANCIAL INFORMATION REGULATION
SCHEDULE 1, SECTION 7 (1)

2010 Legaciesnow Soc.	109,000	Anton Electrical Svc. Inc	29,486
337635 Alberta Inc	37,785	Aon Consulting Inc	54,117
3M Canada Co.	324,888	Apex Communications Inc	64,240
3R Demolition Corp	177,846	Aramark Canada Facility Svc.	1,286,023
4Refuel	651,661	Arlington Group Planning	42,500
4th Utility Inc	28,329	Arts Club Of Van. The Theatre Soc.	115,000
A & A Anderson Tank Service Ltd	112,856	Associated Fire & Safety	291,016
A & N Trucking 1986 Ltd	102,974	Astrographic Industries Ltd	80,515
A E Concrete Precast Products	52,702	Atco Structures Inc	51,149
A Randhawa Trucking	79,235	Atika Stone	66,596
A W Fireguard Supplies	73,543	Atlas Power Sweeping Ltd	157,931
A. C. Paving Co Ltd	34,829	Atlas Wine Merchants	65,774
A. S. T. C. Science World Soc.	93,500	Aulak Trucking	79,230
A.C. Van Egmond Export B.V.	32,288	Austin Metal Fabricators LP	35,737
A.R. Mower & Supply Ltd	94,004	Avenue Machinery Corp	31,775
Abloy Door Security	38,202	Axidata Inc	540,315
Acklands-Grainger Inc	1,314,714	Axis Theatre Soc.	29,000
ACM Environmental Corp	43,341	B. A. Blacktop Ltd	51,944
Acorn Construction Co	44,152	B.A.T. Construction Ltd	69,160
Action Glass	71,421	B.D.F. Barnhardt & Associates	54,261
Action Lock & Safe	26,381	Barnes Wheaton	63,944
Active Chemicals Ltd	27,050	Bartle & Gibson Co Ltd	272,844
Active Fitness Equipment Svc.	31,283	Basalite Concrete Products	26,022
Acton Ostry Architects Inc	50,535	Baseline Technology Ltd	43,470
Advance Engineered Products Ltd	227,652	Battered Women's Support Service	53,615
Advanced Pest Control	61,329	BC Automatic Transmissions	34,821
Advantage Thermal Svc.	31,259	BC Buildings Corp	175,464
Aeroustics Engineering Ltd	25,837	BC Coalition Of People With Disabilities	42,125
Air Canada	202,830	BC Comfort Air Conditioning Ltd	151,246
Air Liquide Canada Inc	74,251	BC Entertainment Hall Of Fame Soc.	44,208
Alan Dawson Landscape Svc. Ltd	26,010	BC Hardwood Floor Co Ltd	55,962
Alara Environmental Health & Safety Ltd	34,978	BC Housing	565,000
Albrecht, Jim	111,234	BC Hydro	8,688,175
Alexander Construction Ltd	1,430,889	BC Online	98,024
Alexander Holburn Beaudin & Lang, In Trust	3,761,728	BC Special Olympics	27,902
ALS Environmental	87,507	BCIT	42,628
Alsco Uniform & Linen Svc.	55,128	BCP Express	52,111
Altec Industries Ltd	218,290	BCP Plumbing	62,985
Altecon Data Communications	32,726	Beatty Floors Ltd	39,492
AMG Consulting	36,703	Beck Drilling & Environmental Svc. Ltd	28,716
Anachemia Science Canada Inc	26,718	Beer, Theresa	38,199
Ancient Mariner Awning & Signs Ltd	25,785	Belco Electric Company Ltd	32,185
Andec Agencies Ltd	42,639	Bell Canada	476,527
Anderson Sod Farm Ltd	30,358	Bell Mobility Inc	170,762
Andrew Sheret Ltd	370,175	Benny Foods Ltd	122,216
Angus One Ltd	27,430	Bentall Property Mgmt Inc	188,211
Animal Care Clinic	76,325	Better Blend Coffee Ltd	51,311
Anixter Canada Inc	53,682	Bhagat Virk Trucking	71,690
Ansan Industries Ltd	1,636,840	Big Bold Beautiful Banner Co.	45,402
Anthony Jones & Associates	72,993	Big Brothers Of Greater Van.	37,400

Big Deal Custom Casings	29,150	Canada Spring Mfg (1988) Inc	38,205
Big Sisters	49,484	Canada Ticket	47,477
Bill Reid Foundation	37,500	Canadian Dewatering Ltd	486,387
Bing Thom Architects	704,169	Canadian Drafting & Eng'g Supplies Ltd	206,379
Birmingham & Wood Architects & Planners	149,057	Canadian Linen Supply	84,685
Black & McDonald Limited	27,593	Canadian Management Centre	52,644
Blackbear Excavating Ltd	95,580	Canadian Pacific Railway Co	115,380
Blue Max Lighting	229,571	Canadian Paraplegic Assoc.	45,000
Bobcat Country Sales Inc	119,745	Canadian Pest Control Ltd	66,412
Boys' & Girls' Clubs Of Greater Van.	60,000	Canadian Police College	71,198
Brady's Excavating	106,162	Canadian Wireless Technologies	40,147
Brandt Tractor Ltd	33,499	Cannor Nurseries Ltd	141,220
Bres Lp Itf Sun Life Assurance Co	97,986	Canreal Management Corp "In Trust"	139,314
BRI Resource	67,742	Cansel Survey Equipment	41,808
Bridge Communications	102,116	Canterbury Food Service Ltd	48,239
Bridgeport Graphics Ltd	33,077	Canuel Caterers	58,697
Brink's Canada Limited	30,452	Canwest Cutting & Coring	391,535
Bristol Industrial Sales Co.	150,330	Carlson, Dana	41,951
Britannia Community Svc. Centre	1,807,290	Carnegie Community Centre Assn	30,075
Brite-Lite Wholesale Lighting Distributors	233,529	Carousel Theatre Society	25,000
BC Corps Of Commissionaires	215,395	Carswell	40,845
BC Professional Fire Fighters' Burn Fund	51,082	Cartel Communications	30,906
BC Safety Authority	28,005	Cascade Resources	103,976
Broadway Locksmith Ltd	27,726	Cascade Wear Ltd	204,017
Broadway Refrigeration & Air Conditioning Co Ltd	44,373	CB Richard Ellis Ltd	62,594
Brooks Corning Co. Ltd	621,716	CCG Systems Inc	33,541
Brown Bros Ford	27,181	CDC Construction Ltd	485,440
Browton, Dorothy	41,677	CDS & Co	19,309,719
BTY Quantity Surveyors BC Ltd	32,524	Cedar Consulting	26,616
Buckland & Taylor Ltd	145,092	Cedar Cottage Neighbourhood House	116,542
Budget Rent-A-Car	48,134	Cedar Crest Lands (BC) Ltd	547,316
Building Opportunities With Business Inner City Soc.	216,880	CEI Architecture Planning Interiors	26,575
Bulls-Eye Specialty Ads	44,636	Cellcom Wireless Inc	37,791
Burlington Northern & Santa Fe Railway Co	27,302	Centennial Food Service	138,530
Busby Perkins & Will	513,737	Central City Mission Foundation	275,000
Buster's Towing (1987) Ltd	482,020	Central City Mission's Soc Dugout	33,170
Busy Bee Cleaners	35,373	Central Heat Distribution Ltd	376,693
Butler Survey Equipment Ltd	107,407	Central Pacific Trucking	95,464
C & S Ceramic Tile Distributors	26,084	Ceres Global Consulting Inc	53,789
C.A.P. Ventures Ltd	99,123	Ceridian Canada Ltd	270,714
Cadillac Fairview Corp Ltd	894,083	Charles Industrial Supply	363,800
Calco Equipment (BC) Ltd	27,918	Charter Telecom Inc	49,924
Calona Wines Ltd	44,271	Chercover Engineering Ltd	25,427
Cambie Roofing & Drainage Contractors Ltd	75,134	Chernoff Thompson Architects	103,638
Cameron Pham, In Trust	28,511	Chevron Canada Limited	6,220,353
Campbell & Grill Ltd	341,157	Children's Festival (CIAYA)	117,184
Canada Law Book Inc	41,341	Chinese Benevolent Assoc. Of Van.	45,073
Canada Mortgage & Housing Corp	51,219	Chinese Cmty Library Svcs Assn	35,000
Canada Pipe Co. Ltd	1,089,785	Chinese Community Policing Centre	83,750
Canada Post Corporation	646,535	Chinese Cultural Centre Of Greater Van.	44,275

Christie Lites (Van.) Inc	46,898	Crane Woodcraft Industries Ltd	31,431
Churchill Armoured Car Service	127,140	Cratex Container Sales Inc	27,351
Cimco Refrigeration	89,102	Creative Battery Systems	77,282
Cineworks Independent Filmmakers Soc.	33,500	Crimestoppers	25,000
Cintas	104,220	Crocker Equipment Co. Ltd	651,944
CIT Financial Ltd	55,788	Crossin & Coristine Barristers & Solicitors	65,799
City Farmer	125,401	Crystal Glass Canada Ltd	46,976
City Square Property Holdings Inc	365,654	CSDC Systems Inc	147,636
Claricom Communications Corp	90,667	Cummins Western Canada	81,456
Claymore Clothes (1982) Ltd	217,350	Curt T. Griffiths Ltd	48,123
Cleartech Industries Inc	129,284	Custom Loading Ltd	325,917
CMHC	25,877	Custom Protect Ear Inc	70,930
Coast Hudson Ltd	170,530	D & B Auger Services	35,018
Coast Hydrant & Valve Repair Parts	42,640	D. T. Doorworks Ltd	45,944
Coast Mountain Buslink Accounting Service	167,593	Dams Ford Lincoln Sales Ltd	164,416
Coast Salish Arts	94,500	Dang, Steven R.	44,512
Coastal Ford Sales Ltd	3,059,293	Datanet Imaging Systems	456,222
Coastal Jazz & Blues Society	49,924	Davidson Bros Mech Contr Ltd	79,124
Cobra Electric	44,115	Davie Village Business Improvement	245,408
Coca-Cola Bottling Ltd	312,707	Davis & Company	41,429
Coinamatic	32,999	Davtech Analytical Svc. (Canada) Inc	35,447
Cole, Barbara	37,223	DB Perks & Associates Ltd	47,817
Colliers International Realty Advisors Inc	326,412	DBM Refrigeration Ltd	25,209
Collingwood Business Improvement	92,000	Decisionone Corporation	259,453
Collingwood Neighbourhood House Soc.	437,451	Del Equipment	37,021
Collins, John	56,506	Dell Computer Corporation	51,876
Columbia Bitulithic Limited	1,160,357	Deloitte & Touche LLP	135,967
Columbia Restoration Company Ltd	346,072	Delta Aggregates Ltd	46,616
Combined Painting (1985) Ltd	26,612	DERA - Seniors Coordinator	30,600
Commercial Drive Business Soc.	242,600	Detroit Diesel-Allison BC	132,242
Commercial Electronics Ltd	194,649	DDA Waterside Childcare & Playhouse	43,982
Commercial Marketing Inc	71,501	DGBK Architects	25,734
Commercial Telecom Group Inc	57,781	Dhaliwal Trucking	135,877
Commonwealth Historic Resource Mgmt Ltd	49,661	Dhillon Charan Singh	88,854
Community Legal Assistance Soc.	103,268	Dianne & Don's Bldg Maintenance	29,626
Compass Resource Management	36,764	Diebold Election Systems	59,951
Compton International Fundraising Ltd	29,104	Dietlein Construction Inc	259,601
Computer Associates Canada Ltd	48,332	Dillon Consulting Limited	162,455
Computershare Trust Co Of Canada	6,666,912	Direct Energy Business Svc.	2,080,006
Concept Business Furnishings Ltd	52,628	Direct Equipment West Ltd	829,275
Concord Excavating & Contracting	25,774	Directional Mining & Drilling Ltd	290,300
Concord Pacific Group Inc	193,378	Docucom Imaging Solutions Inc	28,651
Constantine, Barbara	27,593	Dodwell Realty Ltd	35,517
Contemporary Art Gallery Soc. Of BC	88,282	Dominion Fairmile Construction Ltd	1,788,335
Continental Roofing	75,214	Douglas Lake Equipment	293,551
Coriolis Consulting Corp	53,164	Douglas Park Community Assoc.	65,634
Corp Of Delta	3,708,733	Douglas Senft Sculpture & Design Ltd	25,145
Corus Premium Television Ltd	45,715	Downtown Eastside Women's Centre	74,420
Costless Express	99,001	Downtown Eastside Youth Activities Soc.	67,500
Crace Contracting	43,045	Downtown Lock	29,665

Downtown Van. Business Improvement Assoc.	1,836,000	Executive Lock & Safe Ltd	42,497
Draeger Canada	39,066	Fairway Systems	30,468
Dream Rider Theatre Soc.	33,416	Falcon Equipment Ltd	48,723
Driving Unlimited	26,006	False Creek Community Assoc.	36,314
DTM Systems Corporation	32,674	Family Maintenance Enforcement Program	145,116
Dubas Engineering Inc	48,327	Family Svc. Of Greater Vancouver	279,713
Dueck Chevrolet Old Cad Ltd	344,820	Fane, Graham	26,964
Dunbar Community Ctre Assoc.	59,661	Farm Tek Turf Svc. Inc	38,679
Dusevic & Park, "In Trust"	3,821,801	Farris, Vaughan, Wills & Murphy	748,816
Dye & Durham	38,846	Fasken Martineau Dumoulin LLP	6,005,546
Dyna Engineering Ltd	69,546	Fast First Aid & Survival Technologies Ltd	27,371
Dynix	124,246	Fast Trac Enterprises Ltd	58,612
E. Lees & Associates Consulting Ltd	321,818	Fast Track To Employment (FTE)	201,194
E.B. Horsman & Son	122,881	FCD First Choice Waste Disposal Ltd	29,361
E.S.K. Enterprise Ltd	206,481	FDM Software Ltd	179,671
Eagle West Truck & Crane Inc	63,429	Federation Of Canadian Municipalities	169,524
Earl Francis Pro Shop	164,389	Fieldturf Inc	261,455
Earth Tech Canada Inc	56,205	Final Grade Xcavation	45,394
East Richmond Nurseries	28,406	Finning International Inc	584,168
East West Plastic & Electric	32,500	Firehall Theatre Society	87,766
Eastside Family Place Soc.	59,060	Fitness Solutions	35,971
EBA Engineering Consultants Ltd	34,390	Fleck Contracting Ltd	26,927
Ebsco Canada Ltd	384,639	Fleming Decal & Sign Ltd	35,802
Eburne Hauling & Loading Ltd	64,170	Flexahopper Plastics	41,064
ECL Envirowest Consultants Ltd	36,026	Flora Design Landscaping & Maintenance Inc	158,144
E-COMM	17,563,264	Fonex Data Systems Inc	30,546
Ecowaste Industries Ltd	726,333	Fort Fabrication & Welding Ltd	110,971
Eddy Moore Trucking	114,925	Forum Group	35,450
Edenvale Restoration Specialists	136,594	Forzley, Richard	27,756
Eecol Electric	56,325	Four Eleven Seniors' Ctre Soc.	60,636
Electric Company Theatre Soc.	39,500	Four Star Waterworks Ltd	49,609
Elliott Investigations	32,330	Fraser Basin Council	28,585
EM Plastic & Electric Prod Ltd	59,582	Fraser Valley Controls Ltd	43,858
Emco Corporation	528,391	Fraser Valley Equipment Ltd	89,292
Ensign Pacific Lease Ltd	57,782	Fraser Valley Steel & Wire Ltd	31,608
Enterprise Paper Co. Ltd	248,017	Fred Welsh Ltd	31,537
Enterprise Project Management Ltd	28,847	Freightliner Of Vancouver Ltd	1,109,034
Enterprise Rent-A-Car	107,894	Friesen Equipment	277,369
Entire Building Svces Ltd	76,642	Fringe Festival (1st Van. Theatrespace Soc.)	37,000
Environmental Youth Alliance	30,561	Frog Hollow Neighbourhood House	128,642
Enviro-Tech Cleaning Svc. 2002 Ltd	36,265	Fujitec Canada Inc	104,667
Enviro-Vac	30,318	Full Line Specialties Inc	46,784
Epic Data Inc - Adc Solutions Group	70,471	Future Shop	25,099
Ericsson Mfg	25,727	FVB Energy Inc	99,510
Esab Welding & Cutting Products	205,586	G&R Singh & Son Trucking Ltd	166,507
ESC Automation Inc	169,373	G. Brar & Sons	28,812
Evergro Canada Inc	137,483	G. Gill Trucking	28,150
Evin Industries Ltd	31,827	G. Magus Excavating Ltd	126,217
Excelsior Building Mtce Ltd	65,445	G. Mann Trucking	165,205
Executive Building Maintenance Inc	111,072	G. Trasolini Contractors Ltd	103,022

G.S. Bhullar Trucking	27,658	Hans Trucking Ltd	36,824
Gage-Babcock & Associates	64,479	Harassment Solutions Inc	66,812
Galaxy Material & Technology Co Ltd	26,964	Harm Reduction 2006 Soc.	250,000
Gardens By Nature Landscape Svc.	27,017	Harrington Industries Ltd	26,185
Gary Pharness & Associates Ltd	125,334	Harry Powar Trucking	123,238
Gastown Business Improvement Soc	405,000	Harvey's Stores Ltd	69,976
Gathering Place	36,237	Hastings Brass Foundry Ltd	29,446
GE Canada Leasing Svc. Company	35,745	Hastings Community Association	33,297
GE Identicam Systems Canada Co	60,411	Hastings Family Drop-In Enrichment Centre	34,636
GE Security Canada	33,771	Hastings North Area Planning Assoc.	83,750
General Paint	127,401	Hastings North Business Improvement Assoc.	250,000
Genius Uniform & Garment Mfg. Ltd	314,311	Hazco Environmental Svc Ltd	113,922
Geo. H. Hewitt Co. Limited	46,251	Hazmasters Environmental Controls Inc	37,678
George Bubas Motors Ltd	162,953	Headlines Theatre Co. Society	33,160
George Wong, In Trust Barrister & Solicitor	371,285	Health Quest	26,088
Geoware Inc	26,886	Heenan Blaikie - Lawyers	43,672
Gescan	88,823	Hemmera Envirochem Inc	30,675
Gladding McBean	149,424	Henriquez Partners Architects	261,293
Glentel Inc	62,727	Henry, Karen A.	27,571
Global 360, Inc	121,694	Heritage Office Furnishings Ltd	84,793
Global Rental Canada, Ulc	234,156	Hilti (Canada) Limited	58,487
Go Wireless, Inc	115,636	Holland, Mark	25,413
Golder Associates Ltd	463,523	Holy Body Tattoo Society	28,500
Goodbye Graffiti Inc	267,755	Honeywell Limited	90,590
Goodwin Industrial Electric Ltd	179,851	Horseshoe Star Holdings Ltd	164,894
Gordon Neighbourhood House (ANH)	55,000	Hoskin Scientific Ltd	25,877
Grand & Toy	428,257	Hothi Trucking	53,151
Grandview Blacktop Ltd	296,647	Hotson Bakker Architects	55,851
Grandview Woodland Comm Police Office Soc.	83,750	Houle Electric Limited	29,605
Granville Island Brewing	29,397	Hub Fire Engines	43,231
Great West Life	2,332,841	Hubner, Travis	27,218
Greater Van. Regional District	260,586	Hughes Condon Marler: Architects	268,822
Greater Van. Sewerage & Drainage District	39,165,566	Hurst Phil	133,212
Greater Van. Soc. To Bridge Arts & Comm	75,000	Husky Oil Ltd	495,166
Greater Van. Water District	29,173,309	Hyseco Fluid Systems Ltd	27,827
Green Line Hose & Fittings (Bc) Ltd	35,334	IBI Group	114,630
Green Thumb Players Society	43,000	IBM Canada Ltd	444,704
Green Valley Fertilizer Ltd	38,286	ICI Canada Inc	30,336
Greenline Golf & Turf Equip Ltd	89,230	ICI Paints (Canada) Inc	30,376
Greenlite Traffic	68,367	Idaz Construction	126,389
Greg Bubas/Victoria Excavating	101,314	Ideal Distributors Ltd	52,753
Greyell-MacPhail	406,713	IEC Integrated Energy Controls Inc	92,487
Grouse Mountain Resorts Ltd	33,757	Imaginit Technologies Autodesk Inc	166,168
Grunt-Visible Arts Society	26,500	IMI Issues Management Inc	43,890
Guillevin International Co	386,432	Immigrant Services Soc. Of Bc	45,000
Gutermann Leak Detection	62,702	Impacs	35,000
Hager, Douglas C., In Trust	1,149,279	Imperial Oil	83,495
Halifax Regional Library	96,812	Imperial Paving Ltd	845,322
Halse-Martin Construction Company Ltd	28,207	Imprest - Legal Serv Land Reg Fees	47,577
Hanley Agencies Ltd	51,760	Imprest - Park Board	185,947

Industrial Engines Ltd	40,320	Kavanagh, Jean	87,143
Industrial Nondestructive Testing Ltd	28,511	KCC 4th Avenue BIA	100,000
Information Builders (CDA) Inc	101,118	Kee-Lok Security Supplies Ltd	200,405
Ingrid Tymm Production Svc.	43,695	Keith Plumbing & Heating Co Ltd	175,926
Initial Security	403,293	Kelly, Ann	67,290
Inland Refugee Society Of BC	59,328	Kelowna Industrial Plastics	25,298
Inland/Pacific Distributors	29,843	Ken Bradley Trucking & Excavating Ltd	96,993
Inprotect Systems Inc	34,565	Ken Wallsmith Contracting	133,565
Institutform Technologies Ltd	30,519	Kendrick Equipment Ltd	33,616
Insurance Corporation Of BC	1,876,440	Kenny's Trucking	61,162
Intelligent Devices Inc	35,450	Kerr Wood Leidal Associates Ltd	135,216
Intercontinental Truck Body Inc	468,892	Kerrisdale Business Assoc.	331,318
International Crowd Management Inc	68,670	Kerrisdale Comm Ctre Soc.	27,948
International Paper Industries Ltd	678,858	Kerrisdale, Oakridge, Marpole Crime Prevention Soc.	83,750
International Transport Equipment Corp	131,157	Keso Turf Supplies	49,017
International Truck & Engine Corp	406,849	Kettle Friendship Society	45,000
Interprovincial Traffic Svc. Ltd	698,021	Keystone Environmental Ltd	120,245
Intertrade Canada Limited	47,241	Killarney Community Centre Society	71,794
IPAC Chemicals Ltd	25,770	Kinex Youth Initiative Self Help Resource Assoc.	30,000
Ipsos-Reid Corporation	44,887	King Carat Enterprises Ltd	27,469
Iron Mountain	91,215	Kingsway Honda	37,404
Irving Tire Ltd	57,695	Kitsilano Community Ctre Assn.	177,883
Island City Baking Company	64,431	Kitsilano Neighbourhood House	52,324
Italy Restaurant & Delicatessen	32,554	Kiwassa Neighborhood Svc. Assoc.	130,608
ITT Flygt	47,372	Kiwassa Neighbourhood House	325,248
J & G Trucking	35,849	Knight Safety Ltd	81,268
J & M Trucking	124,971	KNW Diesel Inc	109,652
J. Brown Trucking Co. Inc	155,735	Kodiak Trucking & Equip Ltd	1,074,527
J M Schneider Inc	31,117	Koffman Kalef "In Trust"	24,144,742
J. Bhinder Trucking	70,783	Kone Inc	194,772
J. M. Campbell Cleaning Service	45,288	Konica Minolta Business Solutions Ltd	239,837
J. R. Virk Trucking Ltd	117,945	KPMG LLP	176,893
J.S. Sanghera Trucking	137,832	Kristo's Glass Svc. Inc	75,403
Jackson, Steve	35,655	Kwantlen University College	36,467
Jagdish Singh, In Trust	26,022	L & L Painting & Sandblasting	266,091
Janitors' Warehouse	777,957	L & M Backhoe Svc. Ltd	286,551
Jenkins Marzban Logan, In Trust	30,425	L D Priestley & Assoc Inc	25,752
Jerry Williams Excavating Ltd	43,715	L. D. Bell Consulting	30,630
Jim Cook Trucking	88,097	La Hawk Enterprises Ltd	176,317
Joints	36,806	Lafarge Canada Inc	3,041,782
Jones, Sharon	35,025	Land & Water British Columbia Inc	182,345
Joseph Wood Construction Ltd	139,896	Landmark Clocks International	63,242
Joyce Station Area Planning Assoc.	87,250	Landscape Forms, Inc	28,592
JSI Telecom	33,919	Langfab Fabricators Ltd	70,394
Judith Marcuse Projects Soc.	148,050	Law Courts Education Soc. Of BC	34,000
Justice Institute Of BC	102,448	Lawnboy Enterprises Ltd	72,729
Kal Tire	575,695	Leadership & Learning Collaboratory	35,760
Kalef Consulting	56,081	Leave Out Violence (Love) BC	25,400
Karyo Communications	380,466	LeHigh Northwest Cement Ltd	68,343
Kask Brothers Division Of Lafarge Canada Inc	1,882,550	Lens & Shutter	35,680

Levelton Consultants Ltd	58,683	Medisys Corporate Health Svc.	408,752
Lexisnexis Canada Inc	47,171	Medtronic Of Canada Limited	61,820
LGS	26,315	Mega-Tech	26,229
Liberte Contracting	59,942	Mercedes-Benz Canada	311,779
Lidstone Young Anderson	75,613	Mercer Human Resource Consulting	45,957
Life Fitness	39,007	Metro Law Office, In Trust Barristers & Solicitors	40,101
Lifestyle Interiors Ltd	51,792	Metro Motors Ltd	69,796
Little Mountain Neighbourhood House	600,560	Metro Parking Ltd	97,725
Livingston Int'l Inc	78,328	Metro Testing Laboratories Ltd	29,047
London Drugs	61,434	Micro Com Systems Ltd	88,016
Lonetrack Equipment Inc	30,349	Microserve, V8205	1,960,223
Lord Strathcona Elementary School	50,000	Microsoft Canada Co	71,904
Louise Kool & Galt	51,502	Midland's Workwear Plus	77,697
Lower Mainland Ceramic Tile Ltd	33,918	Mike Douglas Excavating	119,715
Lower Mainland Fast Freight	34,131	Millennium Sports Facility Soc.	533,084
Lum, Ken	48,471	Miller Cartage & Contracting Ltd	43,460
Lumec-Schreder	35,194	Milliken & Co Agencies Ltd	141,509
Lynch, Almute	31,268	Ming Pao Daily News	29,064
M&T Air Conditioning Ltd	87,446	Minister Of Finance	5,797,880
M. Ateeq Trucking	99,936	Ministry Of Public Safety & Solicitor General	64,400
M.P. Pro Painting	42,286	Miso Gardening & Landscaping	42,826
Mack Printers & Stationers Ltd	36,665	Mitchell Press Limited	112,936
MacKay Mynett Valuations Inc	41,977	Mitel Networks Corporation	26,715
MacKenzie Fujisawa LLP, "In Trust"	1,961,147	Mixer Systems Inc	66,007
Magee, Seja	38,515	Modu-Loc Fence Rentals Ltd	53,010
Magnus Booth	170,087	Moody's Investors Service	40,000
Maharam	115,112	Moore Canada	38,051
Mahil Trucking	151,711	Morrow Environmental Consultants Inc	196,086
Mainland Demo Contracting Ltd	1,124,056	Mortal Coil Performance Society	150,147
Mainland Information Systems Ltd	607,033	Mosaic - 3 Comm Outreach Programs	135,204
Mainland Labour Contracting Ltd	234,086	Motorola Ltd	118,124
Mainland Sand & Gravel Ltd	1,820,993	Mott Electric	71,357
Mainroad Contracting Ltd	268,525	Mount Pleasant Commercial Improvement Soc.	190,000
Makam Construction Ltd	141,408	Mount Pleasant Family Ctre Soc.	76,544
Marine Roofing Repairs & Mtce Svc. Ltd	137,389	Mr Paul Pearson In Trust For Mr John Kenneth Neill	33,306
Marpole Business Association	112,000	Mt Pleasant Nbhnd House (ANH)	77,003
Marpole Oakridge Family Place Soc.	27,000	Mtg Management Consultants	38,787
Marpole-Oakridge Area Council Seniors	34,308	Mueller Flow Control	987,199
Mar-Tech Underground Svc. Ltd	95,104	Multicultural Helping House Soc.	35,000
Martello Property Svc. Inc	101,830	Mundi Trucking Ltd	111,534
Matrex International	30,445	Municipal Finance Authority Of BC	25,392
Maxwell Floors Ltd	64,668	Municipal Pension Plan Province Of BC	37,182,154
McAsphalt Industries Ltd	36,490	Munro & Crawford "In Trust"	3,429,798
McGinn Engineering & Preservation Ltd	50,271	Musica Intima Society	34,500
McGregor & Thompson Hardware Ltd	65,123	Mustel Group	86,434
McNab, Cameron	45,020	Mutual Construction (2000) Ltd	3,140,265
McRae's Environmental Svc. Ltd	647,509	MVH Urban Planning & Design Inc	29,946
MD Charlton Co. Ltd	106,895	N.D. Graphic Products Limited	79,793
MDE Electrical Contractors Ltd	31,706	Naib Singh Brar, In Trust Notary Public	408,361
Medical Svc. Plan Of B.C.	5,443,839	Napa Auto Parts	513,847

Nashco Consulting Ltd	144,472	Overhead Door Company	85,375
National Car Rental	79,209	P. S. I. Fluid Power Ltd	57,796
National Energy Equipment Inc	30,645	Pac Rim Filtration	47,793
Navigant	43,933	Pacblue Digital Reprographics	46,547
Nedco Div. Of Westburne Ind. Ent Ltd	126,395	PACE	45,000
Neopost	54,211	Pacific Ballet Society	103,000
Neptune Food Service	169,206	Pacific Baroque Orchestra Soc.	41,000
Neptune Technology Group	140,005	Pacific Blasting & Demolition Ltd	103,612
Net-Tec Security Svc. Inc	65,536	Pacific Blue Cross	10,172,074
Network #2 Community Svc. Soc	205,850	Pacific Bolt Mfg. Ltd	33,599
Neufeld, W. R.	145,122	Pacific Centre Leaseholds Limited	1,058,562
New Line Hose & Fittings	92,052	Pacific Cinematheque	47,000
New Moon Excavating Ltd	94,435	Pacific Coast Heavy Truck Group	184,101
New West Gypsum Recycling (BC) Inc	234,400	Pacific Community Resources Soc.	100,240
Newalta	33,446	Pacific Controls Ltd	34,925
Neworld Theatre Society	36,500	Pacific Cutting & Coring Ltd	161,083
Newton, Kelly	61,020	Pacific Fasteners Ltd	30,867
Nex Innovations Inc	1,419,637	Pacific Net & Twine Ltd	30,350
Niagara Flapperless Inc	30,067	Pacific Newspaper	212,005
Nichols, W.	101,530	Pacific Risk Management Corp.	49,403
Nicholson, Terry	49,830	Pacific Safety Products Inc	168,950
Nonis Electrical Svc.	34,345	Pacific Space Centre Society	484,582
Norben Electric Ltd	31,708	Pacific Woodworking	125,755
Norseman Plastics Limited	35,096	Padam A	67,813
Nortel Networks Limited	36,120	Panel Products	33,719
North Fraser Port Authority	66,928	Pardaman Sekhon	51,193
North Sky Consulting	88,235	Parker Pacific Equipment Sales	140,761
Northern Building Supply Ltd	363,957	Parking Corp Of Vancouver	286,317
Northern Innovators Inc	30,790	Parklane Homes	86,923
Nova Pole International Inc	690,846	Parkwood Construction Ltd	3,511,637
Novacom Construction Ltd	268,222	Pattison Sign Group	42,193
Novax Industries Corporation	472,163	Paving Solutions	490,908
Novell Canada	68,498	Pedre Contractors Ltd	3,789,740
Oakcreek Golf & Turf Inc	248,678	Performance Sawing & Drilling Ltd	34,649
Oakley Canada Inc	46,029	Perma Engineered Sales (1983) Ltd	56,203
Oakridge Centre Van. Holdings Inc	462,920	Perspectives Human Relations Consultants Inc	44,882
Ocean Construction Supply Ltd	1,473,745	Petro-Canada Products	164,529
Ocean Marker Sport Surfaces Ltd	28,141	Pfame	49,576
Ocean Systems Inc	39,585	PHH Canada Inc	222,832
Oce-Canada Inc	53,392	Phoenix Enterprises Ltd	213,050
OCLC, Inc	45,527	PHS Community Svc. Society	44,684
Omicron	25,958	Pickering Safety	76,044
Omni Security Systems Ltd	66,337	Pickseed Canada Inc	50,853
On Course Consulting Linda Fesyk	36,714	Pictogram Communications Inc	25,726
On Side Restoration Svc. Ltd	28,620	Pinton Forrest & Madden	139,369
Optinet Systems Inc	25,946	Pipe Genie Manufacturing	55,327
Oracle Construction	40,419	Pirs	59,364
Oracle Corporation Canada Inc	63,104	PJ White Hardwoods Ltd	86,255
Oriental Type & Graphics	37,156	Playtech Distributors Inc	26,840
Otis Canada, Inc	180,697	Playwright's Theatre Centre	35,500

Plaza 500 Hotel	100,849	Rav Project Management Ltd	1,197,549
PMBA	25,522	Raybern Erectors Ltd	101,267
Point Grey Village Business Assoc.	70,000	Ray-Cam Co-Op Association	278,950
Poirier, Raymond	57,101	Read Jones Christoffersen Ltd	115,673
Polar Bear Coporate Education Solutions	177,685	Realclean Drycleaners	35,101
Police Ordinance Co Inc	41,112	Receiver General For Canada	20,847,891
Port Coq & District Hunting & Fishing Club	94,898	Redmonds Trucking & Backhoe	116,305
Portland Hotel Society	44,320	Reflex Printing	186,303
Poschner Construction (88) Ltd	1,711,681	Regina Public Library	73,582
Posscan Systems	34,449	Resqtech Systems Inc	85,129
Postage By Phone	94,695	Rethink Communications Inc	108,929
Potluck Catering	51,380	Richards Buell Sutton, In Trust	28,508
Pottinger Gaherty Environmental Consltns Ltd	92,181	Richco Contracting Ltd	156,521
Power-Pacific Poles Ltd	49,907	Richform Constr Supply Co. Ltd	58,709
PPE Labs	31,339	Richmond Elevator Maintenance Ltd	57,991
PPM 2000 Inc	26,967	Richvan Holdings Ltd	164,742
Pratt, Patrice	91,829	Riley Park Community Assn.	44,904
Precision Mounting Technologies	44,034	Risi Claudio	53,977
Premier Envelope	86,545	Rite-Temp Ltd	49,477
Premier Security Service	350,747	RMRS For Postage	406,600
Premium Printing	32,094	Roberds Excavating Ltd	92,690
Pressed Metal Products Ltd	50,586	Robson Street Business Assoc.	316,827
Preston Clark Mcleod, In Trust	2,185,956	Rock-Crete Equipment Ltd	110,907
Prima Carpets Ltd	27,820	Rocky Mountain Phoenix	221,625
Pro Tool	218,759	Rogad Construction Co (2006) Ltd	45,638
Pro-Can Construction Group Corp.	113,497	Rogers	410,645
Procyon Security Group	28,796	Rogers At&T	505,578
Professional Realty Corporation Ltd	126,795	Rogers Cantel	33,373
Progressive Messenger Ltd	175,513	Rogers Media Inc	38,643
Progressive Security Inc	103,202	Rogers Telecom Inc	44,640
Proscenium Architecture Inc	75,752	Rollins Machinery Ltd	1,041,484
PSC Environmental Svc.	95,311	Rose Security Svc. Inc	231,977
Public Dreams Society	34,000	Ross, Robert G	35,605
Public Library Interlink	117,513	Roundhouse Comm Arts & Recreation Soc.	165,490
Push International Performing Arts Soc.	200,000	Royal Bank Of Canada	7,500,000
PWL Partnership Landscape Architects Inc	151,032	Royal Oak Holdings Ltd	198,646
Q1 Production Technologies	56,954	Royal Roads University	32,100
Qualichem Industrial Products Ltd	70,969	Royal Trust Corporation	45,176
Quan, Harvey	43,956	Russell A. Farrow Limited	217,154
Quantum Hazmat Inc	70,688	Russell Food Equipment	34,021
Quillicum Environmental Svc.	87,936	S Chahal Trucking	89,916
Quorum Business Lawyers, In Trust	1,886,300	S K Sanitary Specialties Mfg Ltd	123,683
R. Bury Media & Supplies Ltd	122,336	S Sidhu Trucking	80,599
R. Kim Perry & Associates	211,749	S.U.C.C.E.S.S.	147,750
R. Nicholls Distributors Inc	216,564	Safety Grid Pavements Ltd	567,183
R.F. Binnie & Associates Ltd	68,466	Sage, Barbara Dunnet	64,976
R.M.B. Construction	45,341	Sandhu, Jasminder	28,082
Radioworks	32,380	Sangha Trucking	51,572
Ralph's Radio Ltd	25,988	SAP Canada Inc	1,850,669
Rapac Network International Inc	64,851	Saputo Foods Limited	50,311

Satellite Video Exchange Soc.	26,000	Strathcona Area Merchants Society	212,500
Scott Designbuild Ltd	38,520	Strathcona Business Improvement Assoc.	198,948
Scott, Jim	194,932	Strathcona Community Assoc	39,148
Seafire Training Ltd	25,552	Strathcona Community Centre	129,280
Seanix Technology Inc	649,033	Summit Tools	37,407
SeaVancouver Festival Soc.	397,000	Sun Life Financial	67,809
Securicor Protection Serv. Inc	428,032	Sun Life Of Canada	1,499,868
Sensus Metering Systems	156,426	Sunrise Projects Limited	81,358
SEV Contracting	33,213	Sunset Community Association	29,002
SGBIA	415,000	Superior Asphalt Paving Ltd	38,039
Shanahan's Ltd	33,720	Superior Propane	110,638
Shapiro Hankinson & Knutson	35,314	Surfwood Supply (1964) Ltd	295,932
Shaw Cable	31,062	Sybari Software Inc	41,771
Shell Canada	51,864	Sysco Vancouver	381,689
Sheran Trucking	50,703	Syscon Justice Systems Ltd	74,555
Sherine Industries Ltd	170,138	T. Moscone & Bros. Ground Maintenance Ltd	55,953
Sherlock's Transport Inc	82,888	T. Rai's Trucking	79,922
Shirtland Laundry & Dry Cleaners Ltd	517,405	T. S. Trucking	116,700
Simcic, Marko	76,505	Tacel Ltd	33,433
Simplex Grinell	68,985	Tactical Advantage Law Enforcement Products Inc	70,594
Smart & Williams	148,373	Target Products Ltd	132,522
Smile Photo	81,382	TEC Floor Coverings Ltd	69,601
Smith Bros & Wilson (BC) Ltd	7,527,327	Teksystems	43,405
Smithrite Portable Svc. Ltd	106,092	Telus Communications (BC) Inc	1,353,020
Snelling Services Inc	177,918	Telus Mobility	683,788
SOLE-Save Our Living Environment	55,480	Telus Services Inc	145,410
South Cambie Trucking Ltd	89,843	Temporarily Yours	27,763
South Granville Seniors Centre	53,184	Tenant's Rights Action Coalition	40,000
South Van Nbhd House (ANH)	70,000	Terasen Gas Inc	1,801,575
South Van. Community Policing Centre	83,750	Terasen Waterworks	541,282
South Vancouver Family Place	54,224	Terasen Waterworks Supply Inc	51,571
South Van. Seniors Network Soc.	26,520	Terminal City Ironworks (Acs) Inc	90,663
Southwest Contracting Ltd	112,009	Terrasol Environment Ind	76,559
Space2place Design Inc	31,428	Terratech Equipment Inc	66,764
SPARC BC	32,041	Texcan (Vancouver)	51,228
Spears Sales & Service Ltd	62,946	TGK Irrigation & Lighting	38,926
Specimen Trees Wholesale Nurseries Ltd	87,287	Thauli As	56,852
Spectratec Svc. Group Inc	115,215	The Aboriginal Front Door Soc.	100,702
Spectrum Marketing Corp.	26,354	The Active Network	184,748
Sperling Hansen Associates	35,976	The Alberta Library	137,062
Sports Unlimited	72,413	The Centre For Sustainability	30,900
Standard & Poor's	29,425	The Coast Plaza Suite Hotel	65,004
Stanley Park Ecology Society	86,410	The Current Sales Corporation	46,863
Stantec Consulting Ltd	230,181	The Dance Centre Scotiabank Dance Centre	70,000
Steco	4,321,947	The Georgia Straight	44,812
Sterling Crane	54,571	The Greater Van. Alliance For Arts & Culture Soc.	52,984
Sterling Fence Co. Ltd	59,768	The Home Depot	109,579
Stikeman, Elliott	245,464	The Iredale Partnership	67,603
STL Contracting Ltd	32,009	The Law Society Of BC	49,356
Strategic Corporate Wear	65,606	The Social Research & Demonstration Corp. SRDC	57,687

The Tempest Development Group Inc	767,320	Van Firefighter's Concert & Marching Band	47,055
The Vancouver Club	227,258	Van Opera Association	33,500
The Vancouver Courier	47,853	Van, Carlos	26,981
The Vancouver Soc. Of Children's Centres	219,415	Vanbots Construction Corp	2,150,385
Thermo King Of Inc	35,104	Vancouver Sun/Province	174,357
Third Dimension Studio	34,858	VanCity Trust Services (VESP)	1,619,358
Thompson, Ian L.	43,175	Van. Aboriginal Friendship Centre Soc.	26,754
Thorco West Equipment Ltd	43,520	Vancouver Aquarium	2,329,419
Thunderbird Neighbourhood Assoc.	71,398	Vancouver Art Gallery	2,009,900
Thunderbird Plastics Ltd	29,891	Van. Centre For Contemporary Asian Art	48,700
Thyssenkrupp Elevator	73,757	Vancouver Chinatown BIA Soc.	170,000
Tidewater Industrial Supplies Ltd	31,518	Van. City Planning Commission	112,200
Toe-Hoe Leasing Ltd	147,412	Van. Civic Employee Assistance Soc.	226,600
Torbram Electric Supply	36,141	Van. Coastal Health Authority	835,685
Toronto Public Library	96,735	Van. Convention Centre Expansion Project Ltd	3,798,042
Totem Roofing & Insulation Ltd	43,051	Van. East Cultural Centre	95,857
Toter Incorporated	3,039,190	Van. Economic Development Commission	664,920
Touchstone Theatre Society	33,000	Van. Fire Prevention Service Co. Ltd	26,325
Tradeworks Training Society	28,369	Van. Folk Music Festival Soc.	80,000
Trafco (Canada)	664,149	Van. Foundation Harbour Centre	40,501
Trane British Columbia	40,668	Van. Heritage Conservation Foundation	102,161
Transcold Distribution Ltd	152,651	Vancouver Holdings Ltd	176,356
Translink	132,661	Van. International Film Festival	25,000
Travelers Financial Corporation	210,111	Vancouver Int'l Writers' Festival Soc.	49,000
Trev Deeley Motorcycles	60,880	Vancouver Maritime Museum	380,117
Trico Refrigeration Ltd	121,831	Vancouver Moving Theatre	93,156
Triple Three Trading Ltd	28,018	Vancouver Museum Commission	1,335,275
Trow Consulting Engineers Ltd	28,780	Vancouver New Music Society	29,000
Turner Co. (Canada)	55,104	VANOC	82,158
Turn-Key Construction Inc	448,989	Vancouver Port Authority	31,067
Tutt Brothers Transportation Ltd	49,617	Vancouver Public Housing Corp	177,163
UCC Group Inc	108,603	Van. Rape Relief & Women's Shelter	32,000
Ulmer Contracting Ltd	209,365	Vancouver Recovery Club	26,780
U-Need-A-Bottle Service Ltd	45,859	Vancouver School Board	308,005
Union Of BC Municipalities (UBCM)	238,500	Vancouver Second Mile Soc.	95,376
Unique Management Svc Inc	64,395	Vancouver Status Of Women	32,600
Unisource Canada Inc	111,423	Vancouver Symphony Soc.	50,000
United Airlines	26,829	Van. Trolley Co (1996) Limited	202,783
United Rentals	694,723	Vancouver Volunteer Centre	26,000
Universal Concrete Accessories Ltd	35,058	Van. Women's Health Collective Soc.	45,000
University College Of The Fraser Valley	64,386	Vannet Newspapers	148,265
University Of British Columbia	107,121	Vanport Enterprises Ltd	258,250
Urban Impact Recycling Ltd	25,627	VCR Print Co. Ltd	43,904
Urban Native Youth Assoc. Outreach	46,000	Veterans Memorial Housing Soc.	74,141
Urban Networks Inc	72,408	VIA Architecture	91,644
Urban Sawing & Grooving Co.Ltd	728,816	Victoria Drive Business Improvement Assoc.	75,000
URS Canada Inc	27,128	Viking Fire Protection	81,475
US Bank Canada	248,258	Viking Metal Cabinet Co Inc	26,592
Valley Traffic Systems Inc	70,548	Vimar Equipment Ltd	172,510
Van Den Kerkhof & Son Masonry Ltd	244,005	VSOC Family Programs	32,588

Millenium Sport Facility Society	\$ 30,000
Payments less than \$25,000	<u>157,789</u>
Total	<u>\$187,789</u>

Baker & Taylor (Elec.) Co.	\$ 25,100
Baker & Taylor Entertainment	28,285
British Columbia Library Association	143,308
BWI	68,385
Ebsco Canada Ltd.	166,689
Golden Crown Book Store	55,529
H.B. Fenn And Company Ltd.	63,989
Harpercollins Canada Ltd	68,878
How To Video Inc.	228,094
Ingram	62,290
Kidsbooks	57,081
Liang You Book Co. Ltd.	26,497
Library Bound Inc.	139,167
Mallory International Ltd.	25,182
Micromedia Limited	134,046
Midwest Library Service	93,794
Monarch Books Of Canada Limited	28,874
Proquest Information And Learning	48,190
Public Library Interlink	143,259
Raincoast Book Distribution Ltd.	134,509
Reed Elsevier New Providence	25,723
S & B Books Ltd	91,341
Sino United Publishing (Can) Ltd. (Pender St)	127,476
Stricker Books	60,660
United Library Services (Elec)	776,582
United Library Services Inc.	289,188
White Dwarf Books	39,079
World Book Educational Products	29,832
	<hr/>
Vendors with total > \$25,000	3,181,027
Vendors with total < \$25,000	1,272,451
	<hr/>
Total	<u><u>\$4,453,478</u></u>

The City prepares the schedule of payments based on actual disbursements processed through its Accounts Payable system. This provides assurance on completeness as the reported amounts are reconciled to the financial system cheque register and electronic funds transfer records.

The schedule of payments is a "cash basis" listing. This figure therefore will differ significantly from the expenditures in the consolidated financial statements which are reported on an accrual basis resulting in timing differences. Furthermore, there are disbursements which are not considered expenditures in the consolidated financial statements which are reported on an accrual basis resulting in timing differences. Furthermore, there are disbursements which are not considered expenditures including payments made to other taxing authorities, employee payroll deductions, debt principal repayments. Conversely, there are expenditures which do not involve an actual disbursement (in addition to accruals) - grants offset by related revenues (e.g. Theatre operating grants), holdbacks.

**STATEMENT OF
PAYMENTS OF
COMMUNITY GRANTS OR CONTRIBUTIONS**

Aboriginal Art & Culture Celebration Society	10,000	Leaky Heaven Performance Society	6,000
Arts Club Of Van Theatre Society	115,000	Lions Chorus Society	4,500
Axis Theatre Society	29,000	Little Chamber Music Series	1,000
Ballet British Columbia	119,125	Live Biennial Of Performance	2,500
Bard On The Beach Theatre Society	15,000	Lola MacLaughlin Dance Society	17,000
Barking Sphinx Performance Society	1,000	Main Dance Projects Society	7,500
Battery Opera Performing Arts Society	9,500	Malaspina Printmakers' Society	6,500
Boca Del Lupo Theatre Society	17,000	Mandala Arts And Culture Society	2,500
Canadian Music Centre B C	16,000	Mascall Dance Society	8,500
Caravan World Rhythms Society	7,000	Meta For Theatre Society	5,500
Carousel Theatre Society	25,000	Miscellaneous Productions Society	1,500
Centre Cultural Francophone De Vancouver	13,500	Mortal Coil Society	4,500
Chamber Music Festival	18,500	Movement Enterprise	2,000
Children's Art Umbrella Association	17,100	Music In The Morning Concert Society	13,800
Children's Festival (Ciaya)	116,500	Musica Intima Society	34,500
Chor Leoni Men's Choir	15,000	Native Daughters Of B C	3,500
Cineworks Independent Filmmakers Society	33,500	New Forms Media Society	8,500
Coastal Jazz & Blues Society	63,100	New Orchestra Workshop Society	10,000
Compagni V'Ni Dansi Society	2,000	New Performance Works	1,000
Contemporary Art Gallery	75,000	Newworld Theatre Society	36,500
Crafts Association Of B C	6,250	Norman Rothstein Theatre	8,500
Crystal Pite Dance Society	12,500	OR Gallery Society	20,000
Dancers Dancing Dance Society	1,500	Pacific Ballet Society	103,000
Dancing On The Edge Festival Society	23,780	Pacific Baroque Orchestra Society	41,000
Danstabat Performance Society	4,500	Pacific Cinematheque	41,000
Doxa Documentary Film & Video Festival	5,500	Pacific Theatre	15,000
Dragon Boat Festival	5,000	Pink Ink Theatre Prod Association	18,000
Edam Performing Arts Society	22,000	Playhouse Theatre Company	365,830
Electric Company Theatre Society	39,500	Playwright's Theatre Centre	35,500
Elektra Women's Choir	15,000	Powell Street Festival Society	19,500
Felix Culpa	3,000	Proximity Lab Society	5,500
Firehall Theatre Society	69,000	Public Dreams Society	34,000
Flamenco Rosario	3,000	Radix Theatre Society	8,500
Friends Of Chamber Music	17,240	Reel To Real Int'l Film Festival	1,500
Fringe Festival	37,000	Ruby Slippers Prod Society	13,750
Full Circle: First Nations Performance Society	14,500	Rumble Prod Society	24,000
GOH Ballet	4,600	Rungh Cultural Society	6,000
Gr Vancouver Professional Theatre Alliance	1,000	Satellite Video Exchange Society	21,000
Green Thumb Players Society	43,000	Shameless Hussy Prod Society	1,000
Grunt-Visible Arts Society	26,500	Society For Disability Arts And Culture	8,000
Hard Rubber New Music Society	8,500	Solo Collective Theatre Society	2,500
Headlines Theatre Co Society	17,000	Standing Wave Society	5,000
Helen Pitt Gallery	11,000	Taiwanese Canadian Cultural Society	5,000
Holy Body Tattoo Society	33,280	The Centre For Sustainability	15,000
I E Artspeak Gallery Society	24,000	The Dance Centre	70,000
Jewish Community Centre	9,000	The Greater Vancouver Alliance	40,000
Joe Ink Performance Society	16,500	Theatre La Seizieme	19,000
Judith Marcuse Projects Society	23,000	Theatre Replacement Society	9,000
Karen Jamieson Dance Company	7,000	Touchstone Theatre Society	33,000
Kokoro Dance Theatre Society	16,500	Turning Point Ensemble Society	3,500

Aboriginal Front Door Society	40,000	Mt Pleasant Family Centre Society	61,544
Aboriginal Mother Centre Society	15,000	Mt Pleasant Neighbourhood House	55,908
Adult Learning Develop Association	15,000	Multicultural Helping House Society	35,000
Atira Women's Resource Society	10,000	North Shore Counselling Centre Society	10,000
Battered Women's Support Services.	45,000	Pace - Prostitution Alternatives	45,000
BC Coalition Of People With Disability	35,000	Pacific Community.Resources Society:	
BC Society For Male Survivors Of Sexual Abuse	14,000	Broadway Youth	24,000
Big Brothers Of Gr Vancouver	37,400	Vietnamese Youth	45,000
Big Sisters Of B.C. Lower Mainland	45,000	Pacific Legal Education Association	22,500
Boys' & Girls' Clubs Of Greater Vancouver	60,000	Pacific Postpartum Support Society	17,000
Britannia Community Service Centre	97,500	Pfame - Gay & Lesbian Services	49,576
Can National Institute For The Blind	15,000	Philippine Women Centre Of BC	17,848
Canadian Paraplegic Association	45,000	Pirs - Lead Program	16,320
Cedar Cottage Neighbourhood House	84,000	Pirs - Outreach Workers	43,044
Central City Mission's Society	33,170	Potluck Catering	10,000
Check Your Head: Youth Global Ed Network	10,000	Renfrew-Collingwood Seniors' Society	16,200
Chinese Community Library Association	35,000	S.U.C.C.E.S.S.	147,250
Collingwood Neighbourhood House Society	99,000	South Granville Seniors Centre	53,184
Community Legal Assistance Society	43,268	South Vancouver Neighbourhood House	70,000
Crisis Intervention & Suicide Prev Centre	22,500	South Vancouver Family Place	52,024
Dera - Seniors Co-Ordinator	30,600	South Vancouver Nbhd House - Seniors Project	21,187
Downtown Eastside Women's Centre Assoc	71,000	South Vancouver Seniors Network Society	26,520
Downtown Eastside Youth Activities Society	67,500	Strathcona Community Centre	39,148
Eastside Family Place Society	54,060	Taiwanese Canadian Cultural Society	15,000
Environmental Youth Alliance	22,440	Tenant's Rights Action Coalition	40,000
Family Serv Of Gr Vancouver - Family Therapy	27,920	The Centre For Sustainability	30,000
Family Serv Of Gr Vancouver - Street Use	40,500	The Kidsafe Project Society	20,210
Four Eleven Seniors' Centre Society	60,636	Thunderbird Neighbourhood Association	40,000
Frog Hollow Neighbourhood House	94,928	Urban Native Indian Education Society	23,000
Gordon Neighbourhood House (Anh)	55,000	Urban Native Youth Association	45,000
Hastings Comm Assoc Family Enrich Centre	34,636	Vancouver Aboriginal Friendship Centre Society	15,000
Headlines Theatre Company Society	16,160	Vancouver Area Human Rights Coalition	20,000
Immigrant Services Society Of BC	45,000	Vancouver Association For Survivors Of Torture	16,292
Information Services Vancouver Society	16,072	Vancouver Community Network	20,600
Inland Refugee Society Of BC	59,328	Vancouver Native Health Society	15,000
Japanese Comm Volunteer Association	27,252	Vancouver Rape Relief & Women's Shelter	32,000
Jewish Family Services Agency	14,892	Vancouver Recovery Club	26,780
Kettle Friendship Society	45,000	Vancouver Second Mile Society	95,376
Kinex Youth Initiative Self Help	30,000	Vancouver Status Of Women	32,600
Kitsilano Neighbourhood House	52,324	Vancouver Volunteer Centre	26,000
Kiwassa Neighbourhood Services Association	114,000	Vancouver Women's Health Collective Society	45,000
La Boussole, Centre Communautaire Society	14,280	Vancouver Society Of Children's Centre	20,000
Law Courts Education Society Of BC	34,000	West End Seniors' Network	45,000
Learning Disabilities Association Of BC	22,500	West Side Family Place Society	37,496
Leave Out Violence (Love)	20,400	Western Institute For The Deaf	10,000
Little Mtn Neighbourhood House	75,180	Wish Drop-In Centre Society	67,000
Marpole Oakridge Family Place Society	27,000	Women Against Violence Against Women	40,000
Marpole-Oakridge Area Council	34,168	YWCA Of Vancouver	76,908
Mosaic - 3 Community Outreach	135,204		
Mt Pleasant Community Centre Association	14,400		
			<u>\$ 3,889,733</u>

Boat Daycare Centre Society	6,000	Little Mnt Neighbourhood House Society	9,696
Brant Villa Daycare Society	9,540	McGregor Childcare Society	10,750
Britannia Community Services Centre :		Mt Pleasant Child Care Society	20,522
Out Of School/Preschool	28,682	Mt Pleasant Neighbourhood House	13,660
Eaglets Daycare	26,066	Network #2 Comm Services Society	5,850
Grandview Terrace Day Care	27,990	Ray-Cam Co-Op Association	34,262
Cedar Cottage Neighbourhood :		Shannon Daycare Society	19,366
Out Of School Care	19,750	South Van Neighbourhood House	15,780
Preschool	5,852	Spare Time Childcare Society	14,316
Collingwood Neighbourhood House Society :		St James Daycare Centre	22,000
Carlton Out Of School	4,348	St Michaels Anglican Church	23,290
Childcare Centre	2,500	Strathcona Comm Centre Association	49,504
Kindercare	924	Sunset Childcare Society	11,540
Preschool	4,500	Sunset Community Association	4,500
Duke Street Child Care	27,476	The Van Society For Children's Centre	219,415
Grandview Terrace Day Care	17,098	Thunderbird Neighbourhood Association	25,722
Grenfell Child Care	1,848	Vancouver Aboriginal Friendship	26,754
Sarah House Child Care	14,790	Van Chinese Pentecostal Benevolent Soc	15,540
Endowment	39,600	Westcoast Child Care Res Centre	272,300
Developmental Disabilities Association	23,982	YMCA Of Greater Vancouver	16,316
Eastside Family Place Society	5,000	YWCA - Citygate Childcare Res Centre	57,140
Frog Hollow Neighbourhood House	25,714		
Kiwassa Neighbourhood Services :			<u>\$ 1,241,815</u>
Longhouse Out Of School Care	16,330		
Variety Club Daycare	20,290		
St David's Preschool	10,272		
Franklin Community Preschool	7,500		
Harbourview Daycare	7,540		

2010 Legaciesnow Society	50,000	Lac Viet Public Education Society	2,500
A. S. T. C. Science World Society	87,500	Latinos In Action Van Foundation	4,000
Artsite (Arts In Action Society)	2,000	Leave Out Violence (Love)	5,000
Association Of United Ukrainian Canadian	10,000	Light Water Drums Society	4,000
BC Coalition Of People With Disability	39,073	Little Mountain Neighbourhood House	96,935
BC Housing	565,000	Lord Strathcona Elemen School	100,000
Big Sisters Of B C Lower Mainland	4,484	Main Art Drift Society	2,425
Bill Reid Foundation	37,500	Millennium Sports Facility	482,000
Brazilian Community Association	4,000	Mt Pleasant Community Centre	14,250
Britannia Community Service Centre	3,800	Mt Pleasant Family Centre	15,000
Britannia Secondary School	3,250	Mt Pleasant Neighbourhood House	5,000
Burmese Canadian Community Soc	3,000	My Own Back Yard Community Group	20,000
Cedar Cottage Neighbourhood House	3,940	Myanmar Heritage Cultural Assoc	3,000
Celtic Fest Vancouver Society	14,000	Pacific Cinematheque	6,000
Central City Mission Foundation	75,000	Pacific Community Resource Society	6,000
Centre Of Integration For African Immigrants	4,500	Pacific Space Centre Society	484,400
Check Your Head: The Youth Global	7,500	Pandora's Collective Outreach Society	1,500
Chinese Benevolent Association Of Van	10,000	Peretz Centre For Secular Jewish Culture	2,000
Coal Harbour Arts Complex Society	37,405	Portland Hotel Society	38,200
Collingwood Neighbourhood House	7,750	Prematernelle Pomme D'Api	5,706
Community Arts Workshop Society	2,000	Purple Thistle Centre	7,000
Crab - Water For Life Society	1,600	Push Intn'l Performing Arts Society	200,000
Developmental Disabilities Association	20,000	Riley Park Community Assoc	4,980
Downtown Eastside Safety Society	7,640	Satellite Video Exchange Society	5,000
Downtown Eastside Women's Centre	3,000	Seavancouver Festival Society	397,000
Dr Sun Yat-Sen Classical Garden	3,500	Secret Lantern Society	14,000
Dug-Out Central City Mission	8,880	Self-Help Resource Assoc Of BC	13,000
Dunbar Community Centre Association	2,000	Shelter Net BC Society	5,000
Dunbar Residents Association	975	Sir Charles Tupper School	3,150
Eastside Culture Crawl Society	9,000	Sole-Save Our Living Environ	51,478
Evergreen Environ Foundation	4,000	S Asian Family Assoc	4,000
False Creek Community Association	2,500	St.James Community Square	23,000
Family Services Street Use	15,500	Still Moon Arts Society	18,500
Tsunami Relief	100,000	Strathcona Area Merchants Society	20,000
Fiji Indian Association Of BC	2,000	Stream Of Dreams Mural	750
Firehall Theatre Society	18,000	Sunset Community Association	15,985
Frog Hollow Neighbourhood House	8,000	Tax Relief Grants	77,195
Grandview Community Assoc	6,200	Templeton Secondary School	4,580
Grandview Woodland Area Council	3,000	The Gathering Place	32,237
Gr Van Soc To Bridge Arts & Community	75,000	Up In The Air Theatre Society	5,000
Hastings Community Assoc	6,000	Vancouver Agreement Trust	275,000
Hastings Park Conservancy Society	4,000	Vancouver Aquarium Marine Science	2,301,508
Inter Tribal Pow Wow	3,000	Vancouver Art Gallery	2,002,400
Intn'l Assoc Of Peace Messenger Cities	8,000	Vancouver Celebrates Diwali	7,000
Judith Marcuse Projects Society	125,000	Vancouver Cherry Blossom Festival	3,000
Killarney Community Centre Society	2,900	Vancouver Chinese Cultural Centre	44,175
Kitsilano Community Centre Society	1,020	Vancouver City Planning Comm	112,200
Kiwassa Neighbourhood House	18,000	Vancouver Heritage Conservation	102,000
Knowledgeable Aboriginal Youth	16,800	Vancouver Maritime Museum	379,400

Vancouver Metis Association	3,000	West End Residents Association	1,000
Vancouver Museum Commission	689,700	West End Seniors' Network Society	1,500
Vancouver Pride Society	17,500	Wildlife Rescue Association Of B C	5,000
Vancouver Public Library	12,000	World Peace Forum Society	407,500
Vancouver Wooden Boat Society	4,000		
Vasakhi Parade	10,000		
Virsa Sikh Alliance Against Youth Violence	1,750		
Warriors Against Violence Society	5,000		
			<u>\$ 10,031,620</u>