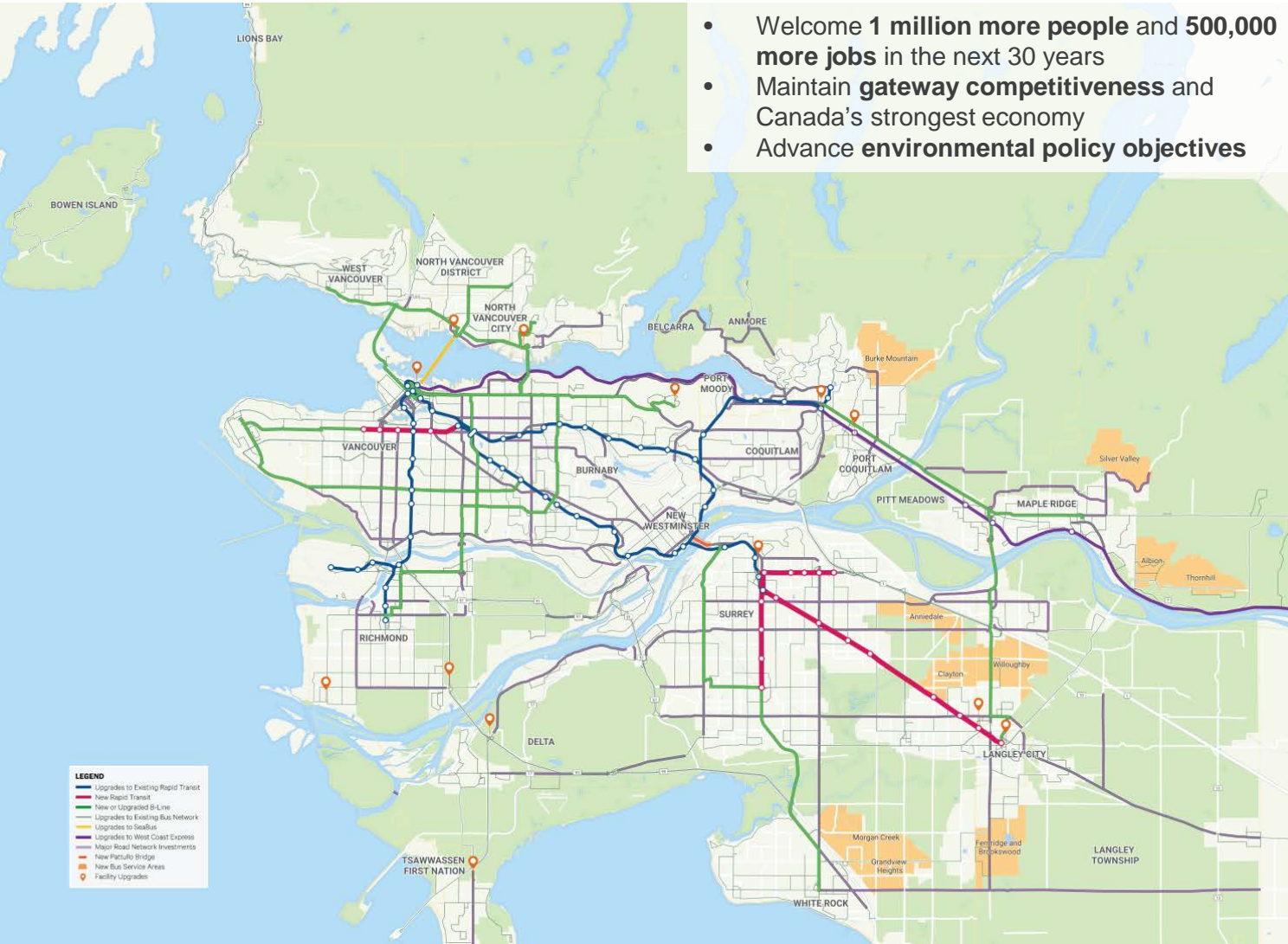



10-Year Vision Update

Vancouver City Council
May 2, 2017

The 10-year Vision is our Regional Blueprint for Multimodal Transportation Investments

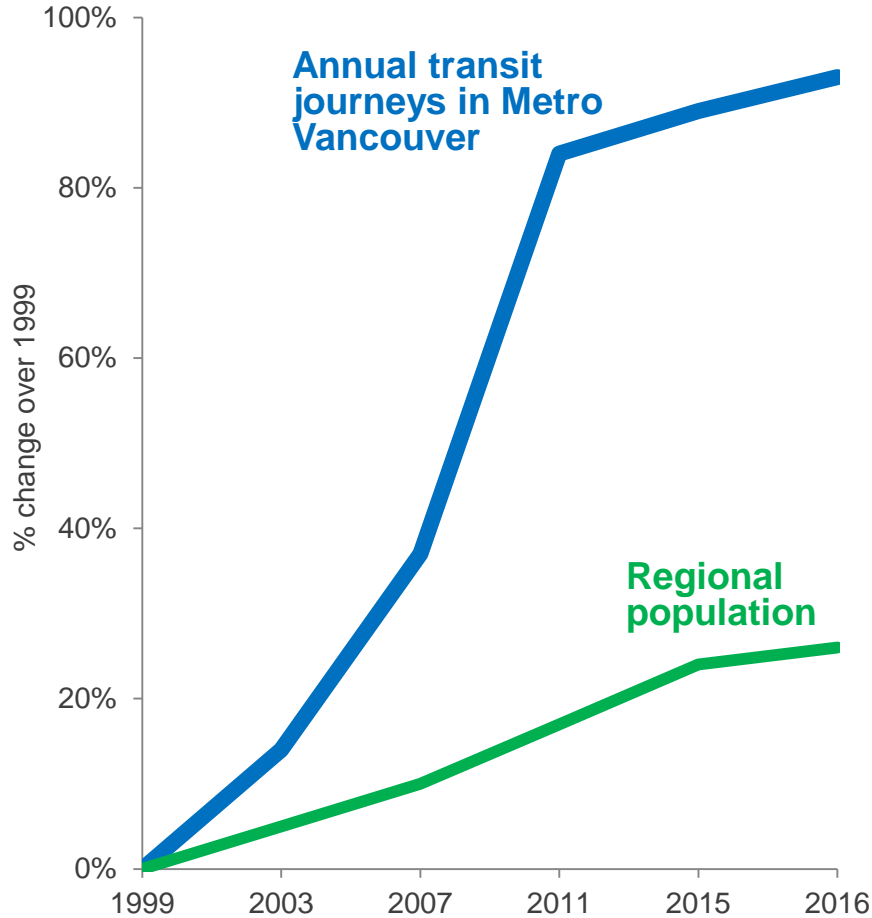


- Welcome **1 million more people** and **500,000 more jobs** in the next 30 years
- Maintain **gateway competitiveness** and Canada's strongest economy
- Advance **environmental policy objectives**

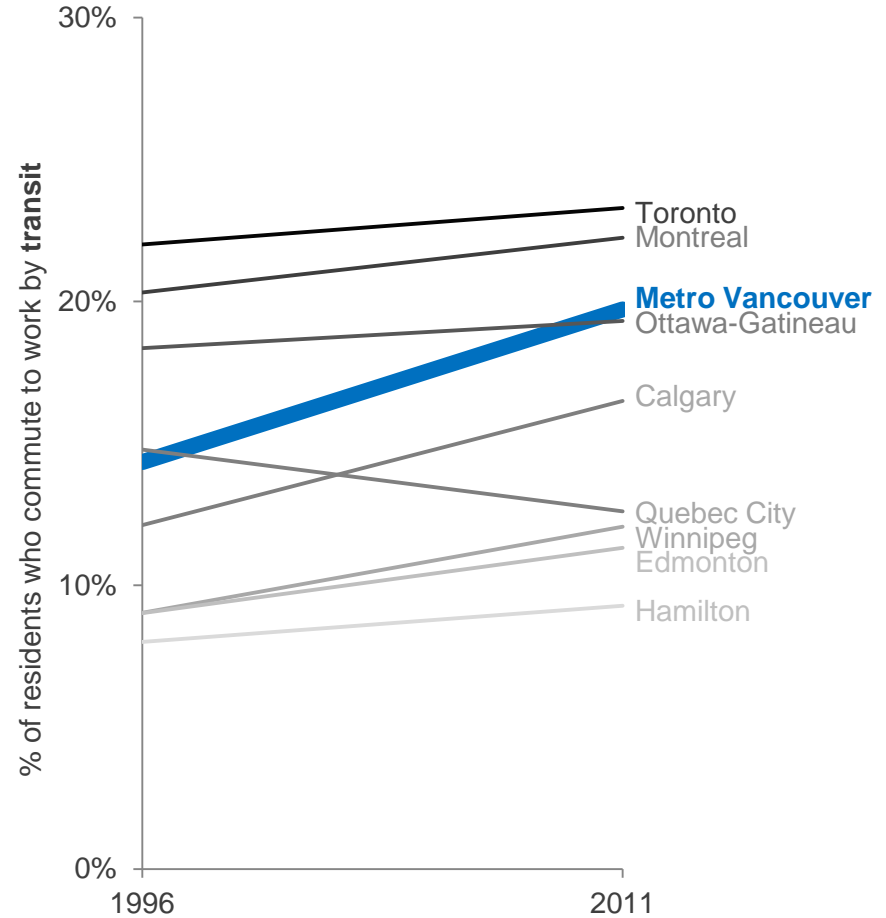


- **New buses** to expand bus service by 25%.
- **New SkyTrain cars.**
- **Station and bus exchange** upgrades.
- **New rapid transit** in Vancouver, Surrey & Langley.
- **New SeaBus**, with service every 10 mins.
- 80% more **NightBus**
- \$200M for walking & cycling, w/ **2,700km of new bike lanes**
- \$330M for **upgrades and seismic investments** of roads

Sustainable Transportation in Metro Vancouver is a Success Story



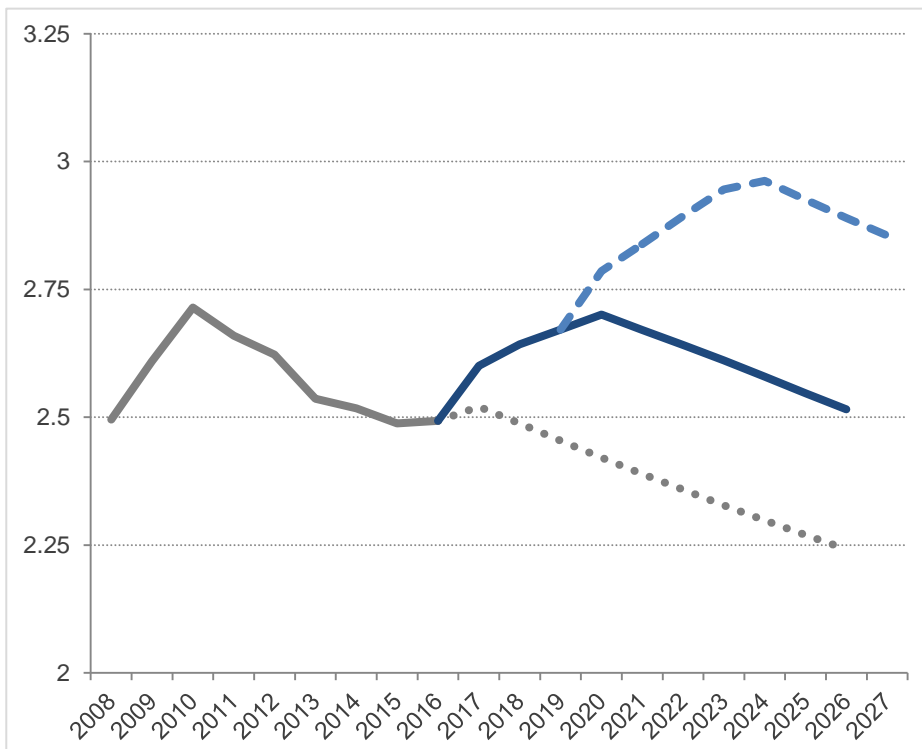
Source: TransLink; BC Stats



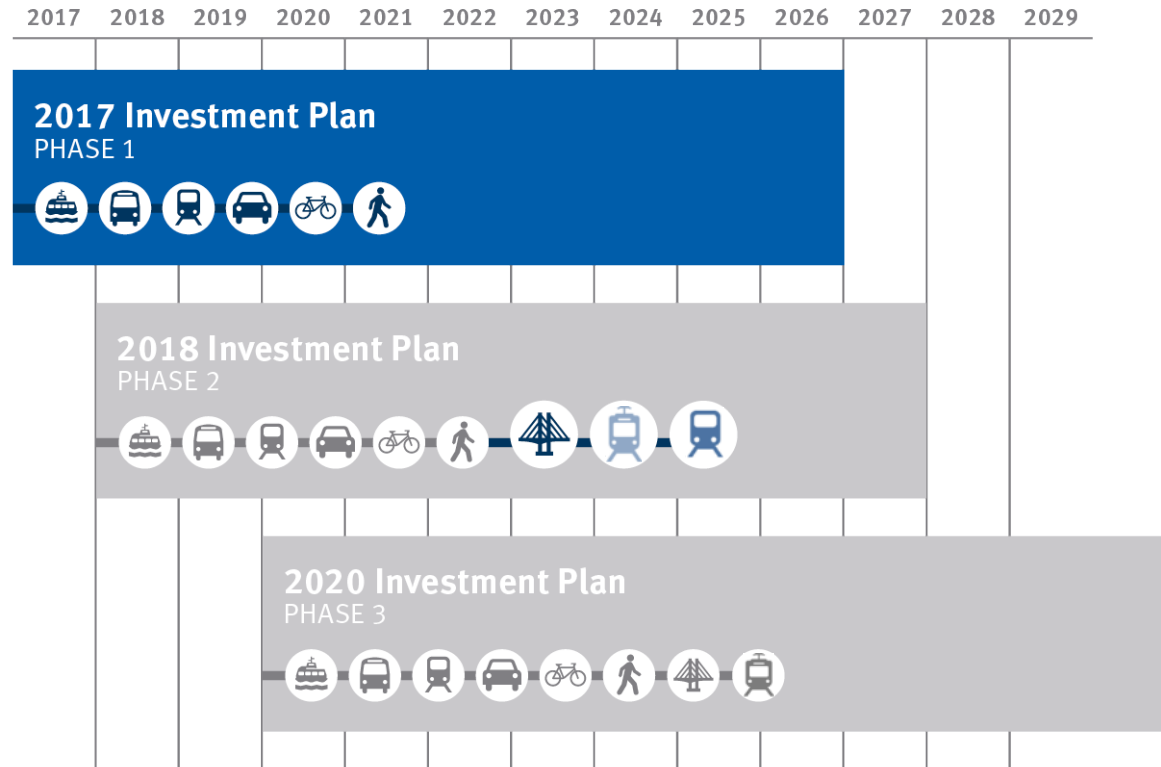

Source: Statistics Canada

But the region has stalled

Service hours per capita



2017 Investment Plan to be Phase One of Implementing the 10-Year Vision



The Phase One Plan will improve transportation across the region



Service design, including routing, for new transit services, will be confirmed through collaboration with municipalities and project-level public consultation.

Transit Service Improvements

Skytrain

- Canada Line** High frequency rail service. Early morning to late evening.
- Expo Line**
- Millennium Line**
- Evergreen Extension**

Buses

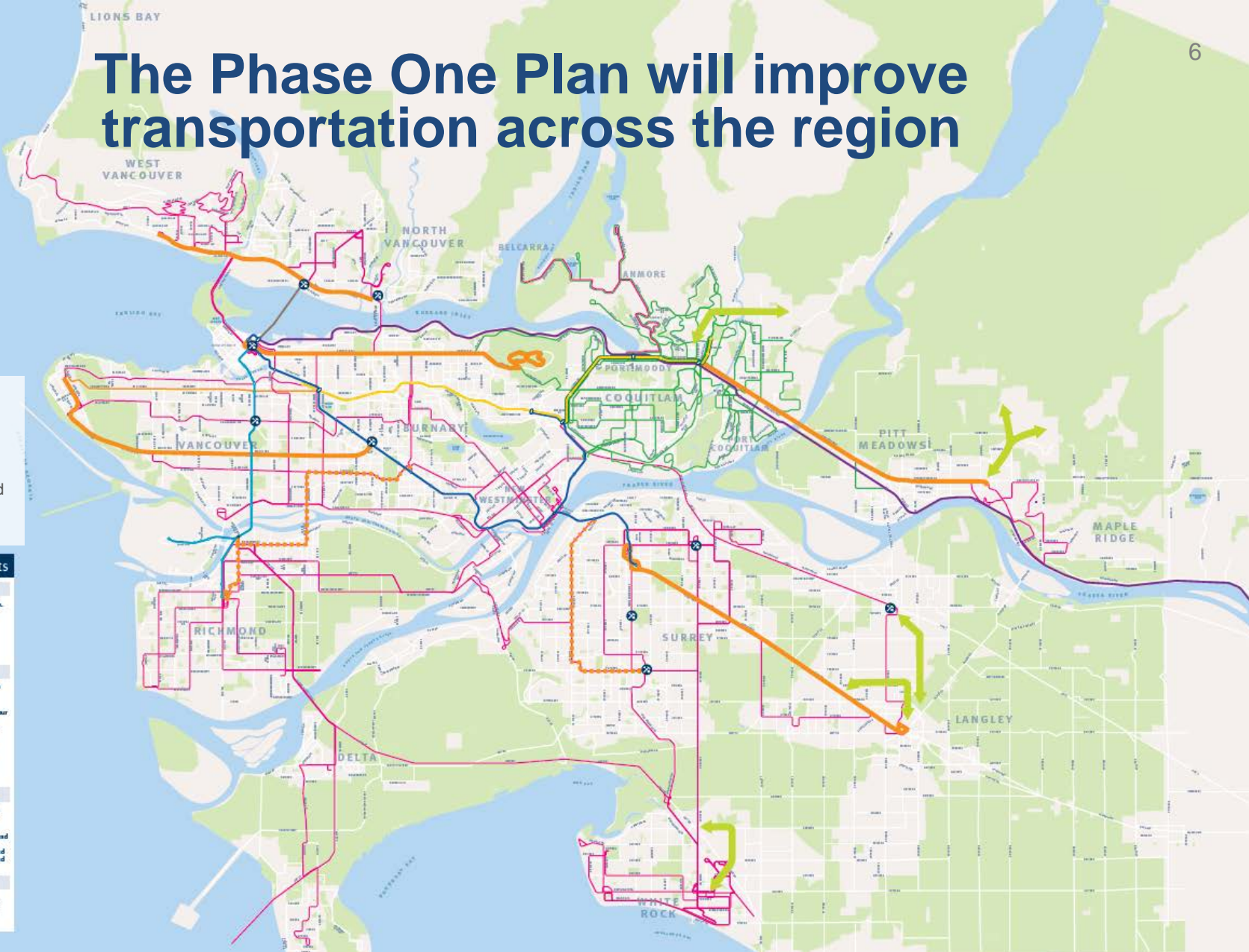
- B-Line** Frequent bus service, with limited stops.
- All Bus Routes** Regular Bus Service: Service at least once an hour during the day time (or longer, all week, all year).
- B-Line Study**
- Evergreen Integration Improvements**
- New Bus Service Area**

Other Transit Services

- SeaBus** Frequent passenger ferry service. Early morning to late evening.
- West Coast Express** Weekly commuter-train and bus service running westbound in mornings and eastbound in afternoon and evening.

Infrastructure Improvements

- Upgrades to improve customer experience and accessibility.**



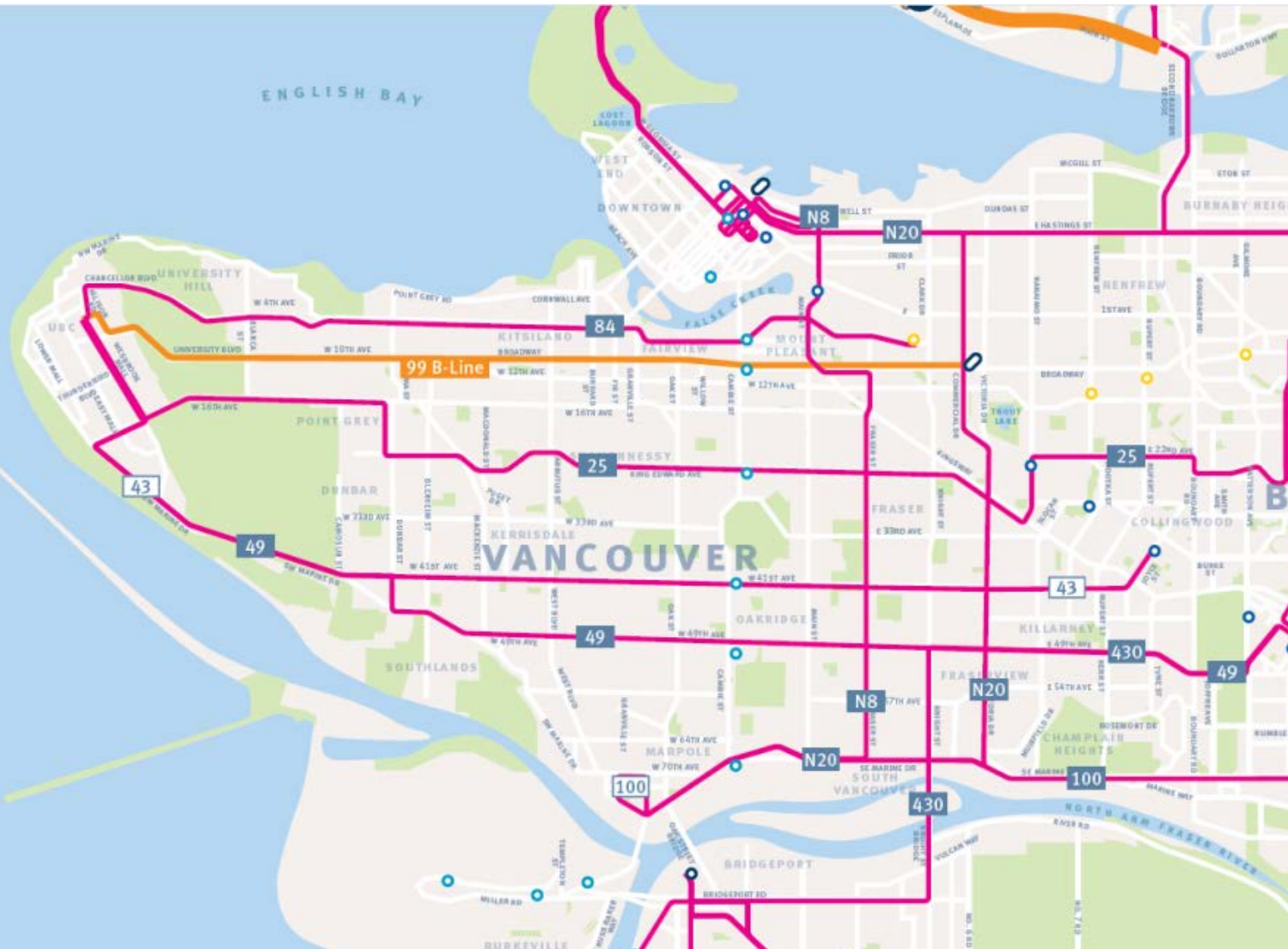
Bus and Rail Service Improvements are Region-wide

Bus service increases by municipality	% increase in bus service hours	Distribution of expanded service	% of regional population
Burnaby / New Westminster	5%	5%	12%
Delta / Tsawwassen First Nation	11%	2%	4%
Maple Ridge / Pitt Meadows	63%	15%	4%
North Shore	14%	14%	8%
Richmond	8%	6%	8%
Surrey / Langley / White Rock	15%	30%	27%
Tri-Cities / Anmore / Belcarra	9%	7%	9%
Vancouver / UBC / UEL	6%	21%	27%
The entire region	10%	100%	100%

Rail service increases by line	% increase in rail service hours	Distribution of expanded service
Expo/Millennium Lines	14%	82%
Canada Line	46%	16%
West Coast Express	11%	2%
The entire region	20%	100%



Bus Service Improvements



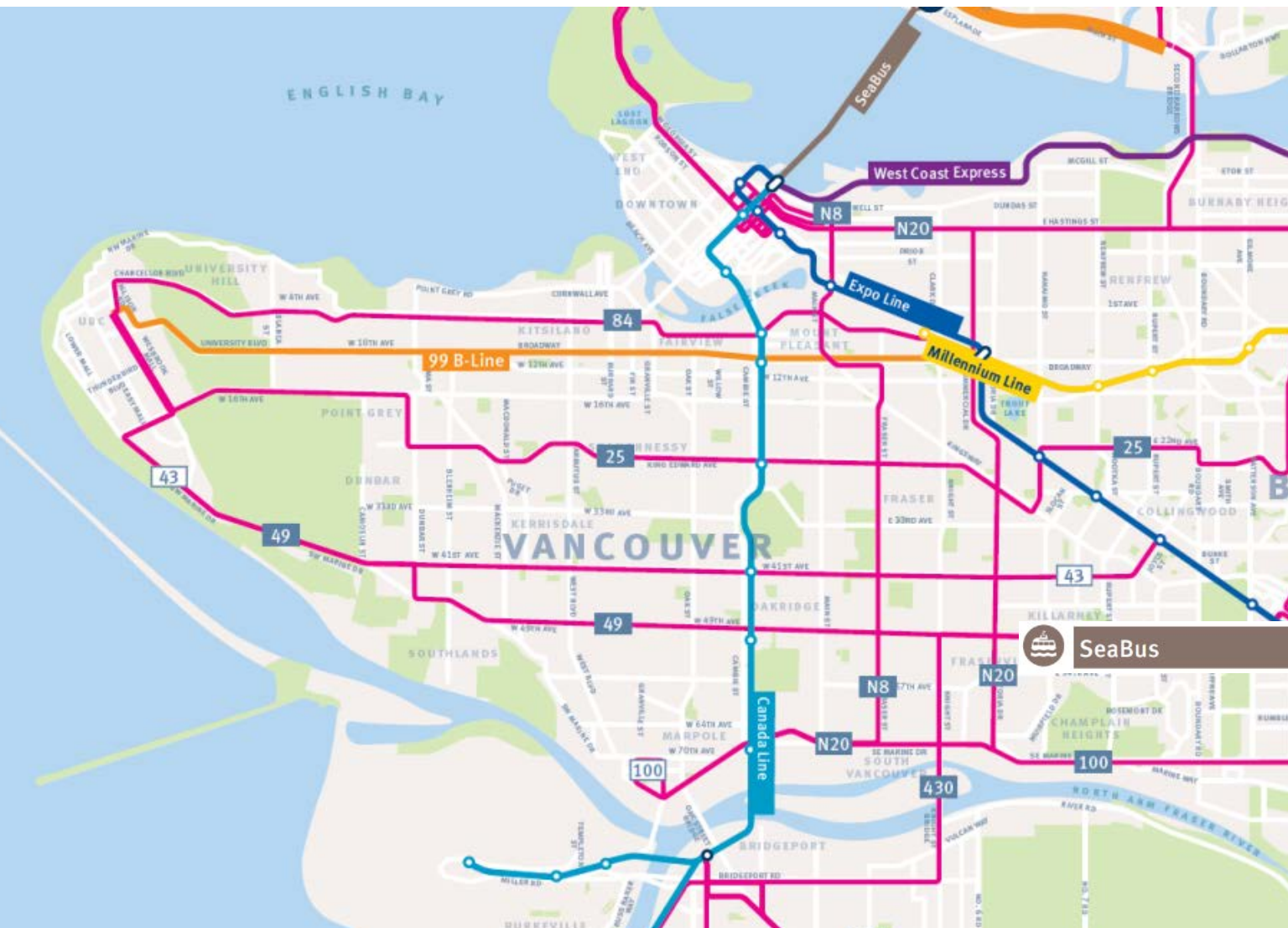
Bus Service

- 25
- 43
- 49
- 84
- 100
- 430
- N8
- N20
- 99 B-Line

HandyDART

- 15% increase across the region

Other Transit Improvements



 **Expo Line**

 **Millennium Line**

- 28 new rail cars

 **Canada Line**

- 22 new rail cars
- Station upgrades

SeaBus

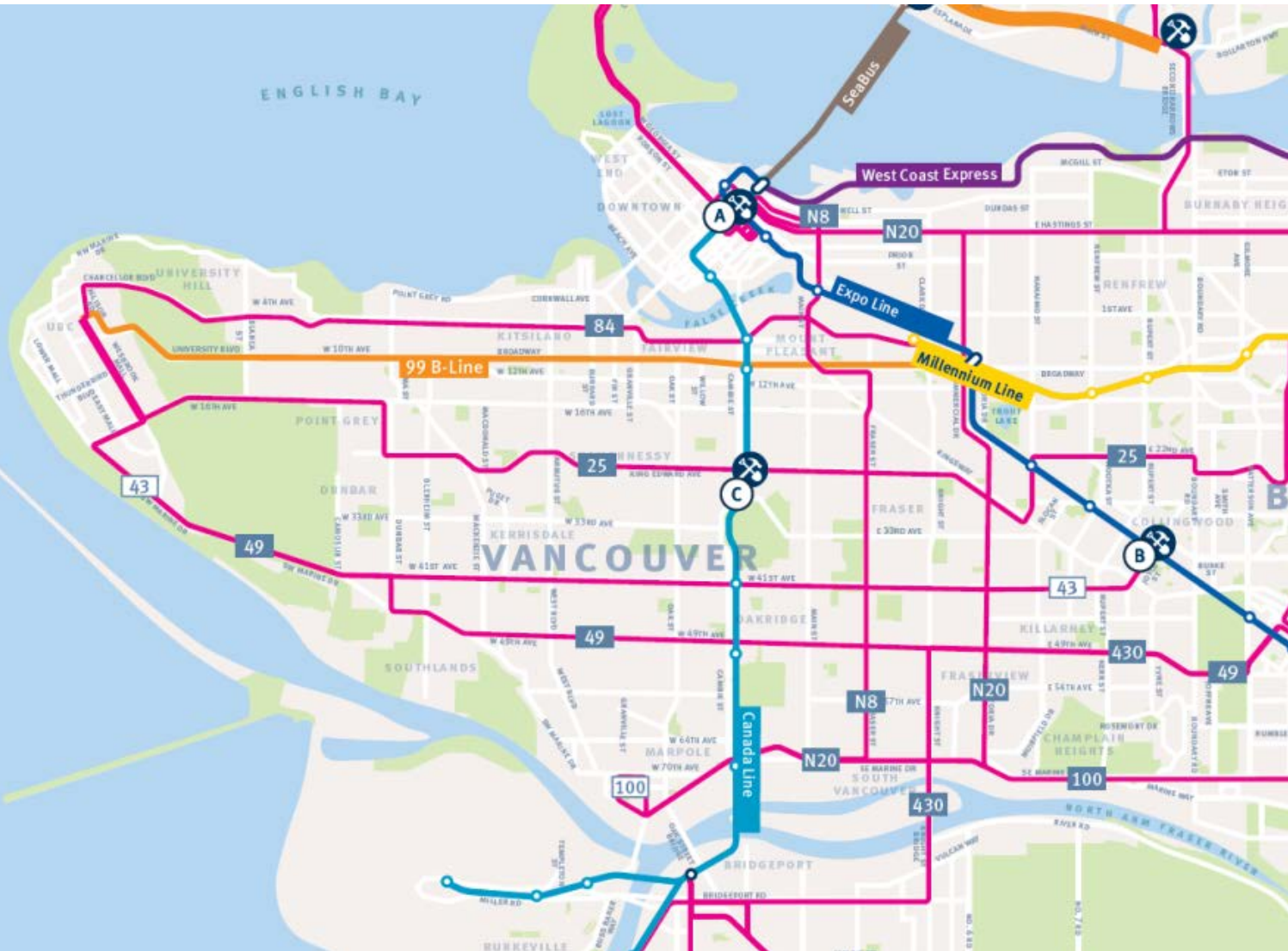
- Increase frequency to **15 minute service** all day, 7 days a week.
- **New SeaBus**, with frequency increased to every **10 minutes during the AM and PM peak**.

 **West Coast Express**

- 5 new cars



Infrastructure Improvements

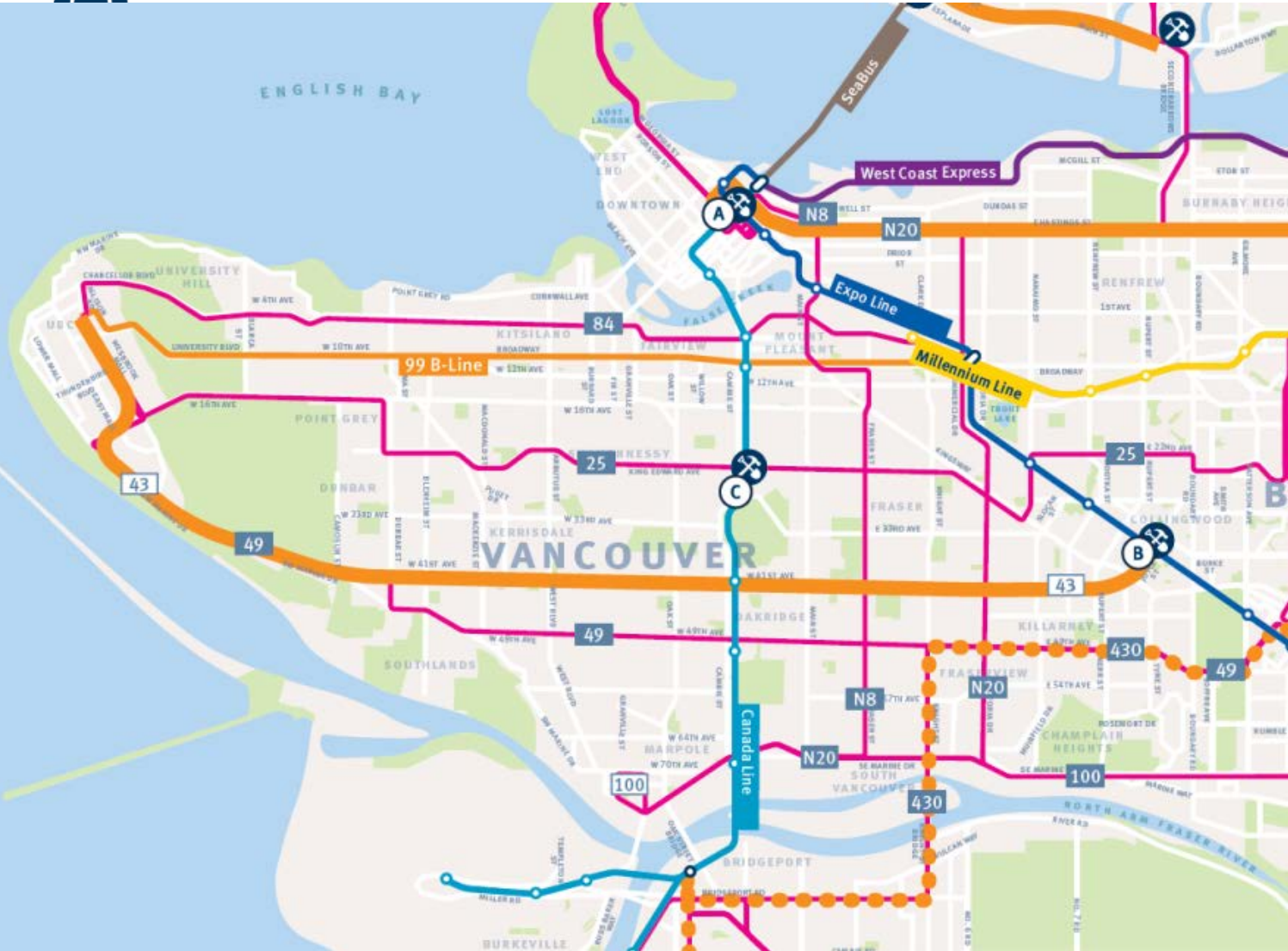


Infrastructure Improvements

- A. Burrard Station
- B. Joyce-Collingwood Station (Phase 2)
- C. King Edward Station



B-Line or Better

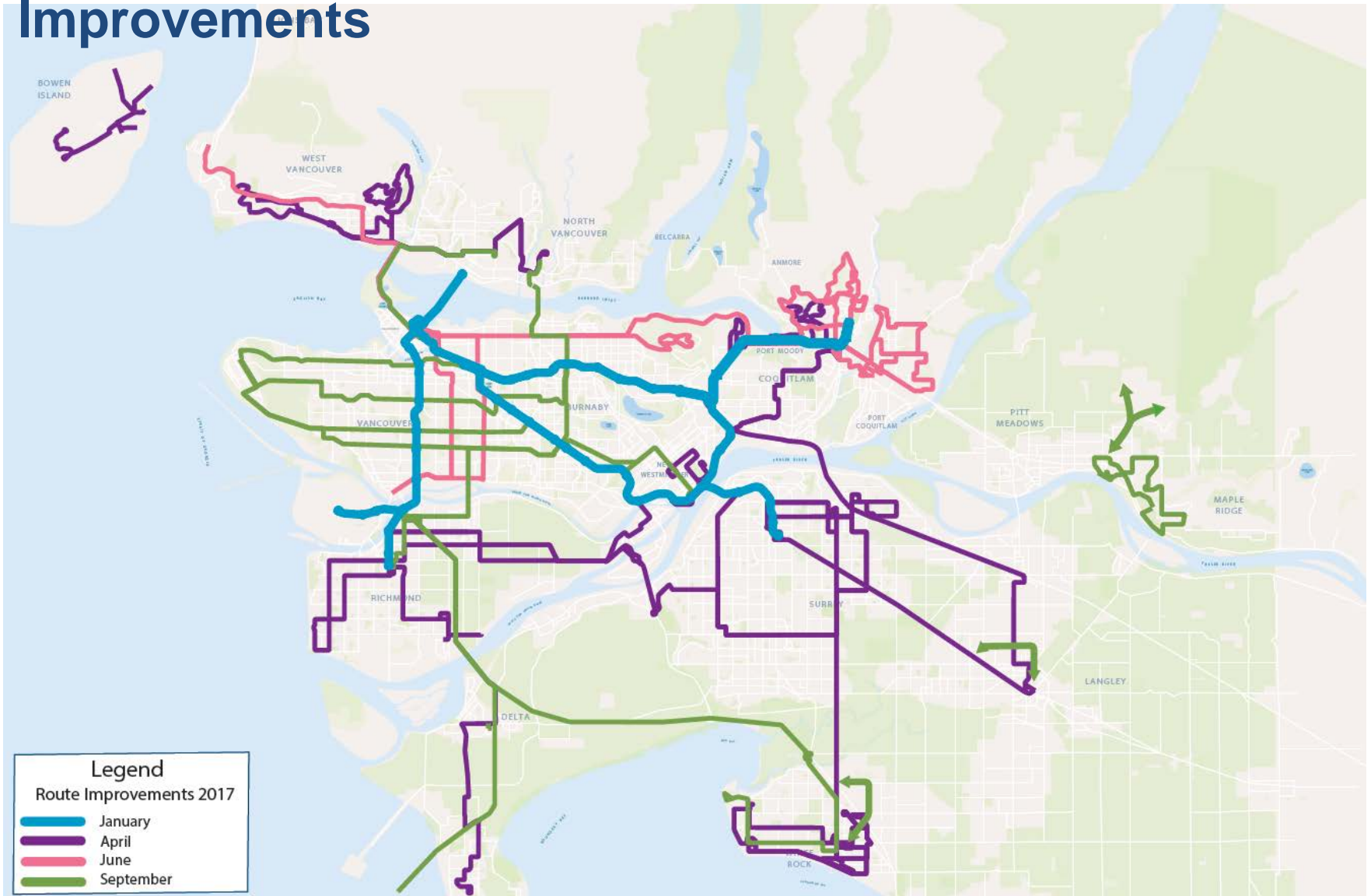


B-Line or Better –

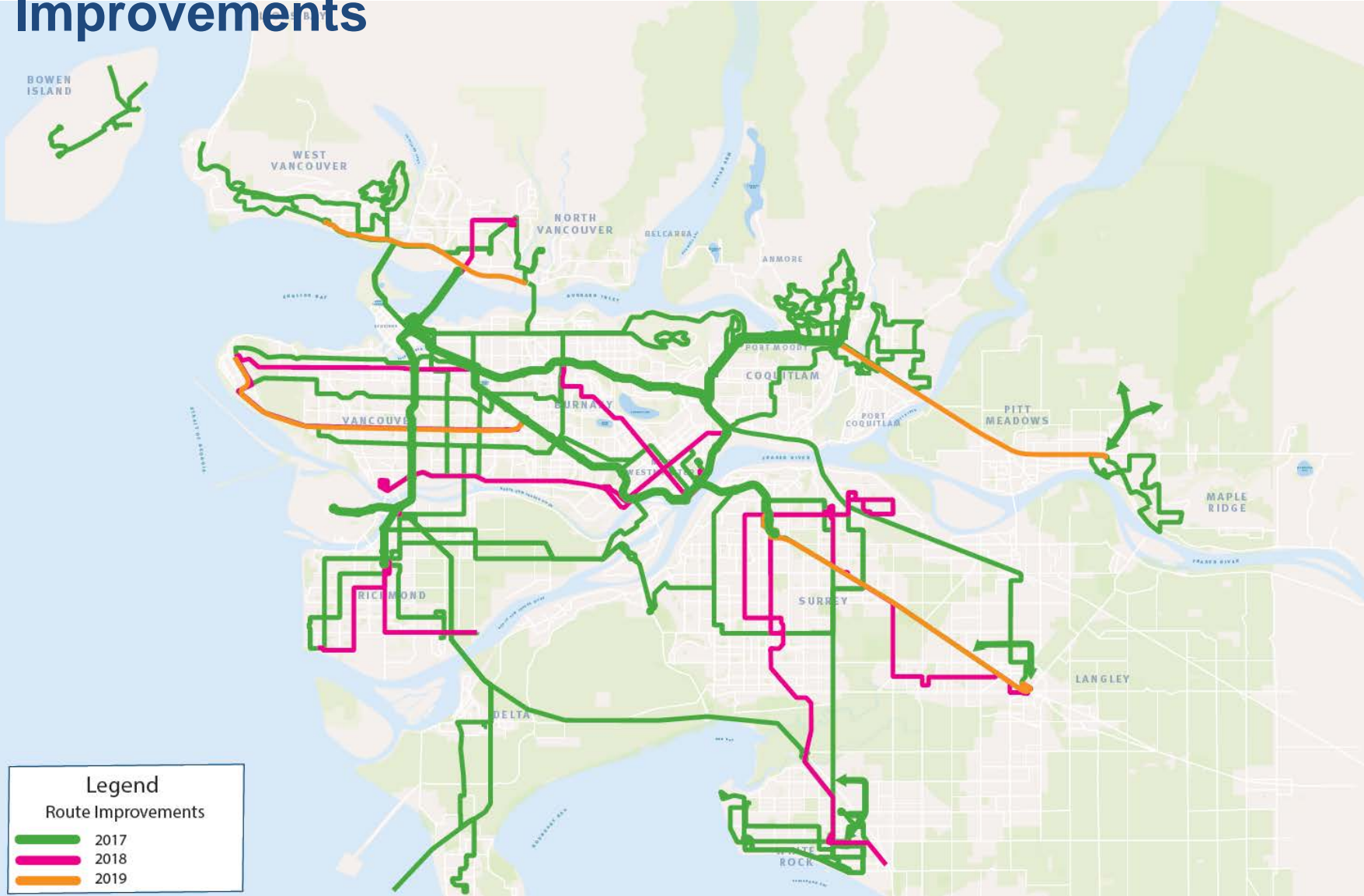
- 41st Avenue
- Hastings St

**B-Line Study –
Metrotown /
Richmond-
Brighouse**































Phase One of 10-Year Vision: 2017 Service Improvements



Phase One of 10-Year Vision: 2017-19 Service Improvements



Completing the 10-Year Vision for Metro Vancouver Transit & Transportation 14

Entire 10-Year Vision		Phase One Approved / Underway	Phase Two Working Assumptions	Phase Three Remaining Investments
Bus Service	 25% increase 11 new B-Lines	 10% increase 5 new B-Lines	 6% increase 2 new B-Lines	 9% increase 4 new B-Lines
SeaBus Service	 <ul style="list-style-type: none"> 1 new SeaBus 10 min peak frequency 	 <ul style="list-style-type: none"> 1 new SeaBus 10 min peak frequency 		
HandyDART Service	 30% increase	 15% increase	 7% increase	 8% increase
SkyTrain & West Coast Express (WCE)	 <ul style="list-style-type: none"> 114 Expo/Millennium Lines cars 22 Canada Line cars 10 WCE cars + locomotive 	 <ul style="list-style-type: none"> 28 Expo/Millennium Lines cars 22 Canada Line cars 5 WCE cars + 1 new locomotive Upgrades to Expo/Millennium & Canada Line stations 	 <ul style="list-style-type: none"> 86 Expo/Millennium Line cars (including Broadway Extension) Upgrades to Expo/Millennium & Canada Line stations 	 <ul style="list-style-type: none"> 5 WCE cars Upgrades to Expo/Millennium & Canada Line stations
Major Projects	 <ul style="list-style-type: none"> Millennium Line Broadway Extension Surrey-Langley Rapid Transit Pattullo Bridge Replacement 	 <ul style="list-style-type: none"> Pre-construction on Broadway Extension Pre-construction on Surrey-Newton-Guildford LRT Design for Pattullo Bridge Replacement 	 <ul style="list-style-type: none"> Construction of Broadway Extension Construction of Surrey-Newton-Guildford LRT Construction of Pattullo Bridge Replacement Pre-construction on Surrey-Langley LRT 	 <ul style="list-style-type: none"> Construction of Surrey-Langley LRT
Major Roads Network (MRN)	 <ul style="list-style-type: none"> MRN expansion: 1% annual increase + one-time 10% increase MRN upgrades: \$200M MRN seismic: \$130M 	 <ul style="list-style-type: none"> MRN expansion: 1% annual increase + one-time 10% increase \$50M (25% of Vision) \$32.5M (25% of Vision) 	 <ul style="list-style-type: none"> \$40M (20% of Vision) \$26M (20% of Vision) 	 <ul style="list-style-type: none"> \$110M (55%) \$71.5M (55%)
Walking & Cycling	 <ul style="list-style-type: none"> Regional Cycling: \$131M Walking Access to Transit: \$35M 	 <ul style="list-style-type: none"> \$41.3M (32% of Vision) \$12.5M (36% of Vision) 	 <ul style="list-style-type: none"> \$23.8M (18% of Vision) \$10M (29% of Vision) 	 <ul style="list-style-type: none"> \$65.9M (50% of Vision) \$12.5M (36% of Vision)
Transit Exchanges	 13 new or expanded transit exchanges	 3 updated transit exchanges, in addition to 2 exchanges as part of Surrey pre-construction work	 2 upgraded transit exchanges	 6 upgraded transit exchanges

Phase One investments dependent on enabling legislation for new regional development fee

Working assumptions as of Feb 2017

Subject to refinement after Phase Two development

Pattullo Bridge Replacement

- A new 1.2 km tolled four-lane bridge between New Westminster and Surrey
- The Pattullo Bridge is a critical river crossing for the region – averaging 80,000 crossings per day
- Part of the Asia-Pacific Gateway goods movement network
- Original bridge built in 1937 and is 30 years past design life – vulnerable to earthquakes, ship collisions, high winds



Fall 2017

Initiate contractor selection

Spring 2019

Start construction

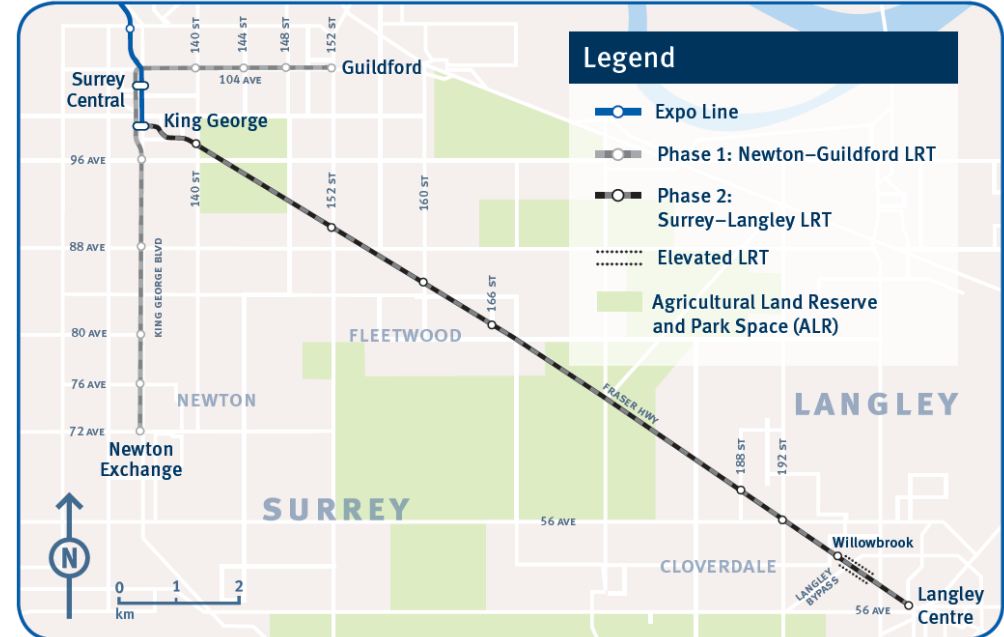
2023

Bridge Opening
Begin demolition of old bridge

**Schedule subject to change; dependant on funding*

South of Fraser Rapid Transit

- 26 km of light rail transit, at-grade and elevated
- A priority since the 1990s
- 300,000 new residents expected over the next 30 years
- Rapid transit needed to support affordability and shape future land use in a rapidly developing part of the region
- Increasing transit use essential to reducing emissions – currently 84% of trips in the area are by car



Millennium Line Broadway Extension

- A 5.6 km extension of the Millennium Line, tunneled along Broadway
- A priority since the 1990s
- One of the most overcrowded bus routes in the region – 500,000 people passed up in 2015 despite buses running every 3 minutes during rush hour
- Central Broadway is the second largest employment centre in the region
- Rapid transit needed to support regional affordability - half of transit users on Broadway live outside of the City of Vancouver



#CureCongestion Campaign

- Designed to inform Metro Vancouver voters of the importance of good transit and transportation, and the role of the provincial government in delivering the 10-Year Vision to keep the region moving.
- See mayorscouncil.ca for more information on the Mayors' Council, the Vision and this campaign

mayorscouncil.ca

The screenshot shows the top navigation bar of the Mayors' Council website with the logo and links for 'THE CURE', 'TAKE ACTION', 'THE FACTS', 'ABOUT US', and 'THE LATEST'. Below the navigation is a large yellow headline: 'YOUR VOTE ON MAY 9TH CAN HELP CURE CONGESTION'. Underneath the headline is a video player with the title 'Symptoms of Congestion' and a play button icon. The video frame shows a woman sitting at a blue desk in a library or office setting, reading a book. Behind her are bookshelves filled with books. To the right of the desk is a small wooden shelf with various items, including a heart-shaped card and a book with a caduceus symbol.

Call to action to all parties

Our “ask” of all
parties




We need the next provincial government to take the following actions by Fall 2017, so we can complete the 10-Year Vision:

1. Follow through on the current government's commitment to match the federal government, dollar for dollar, in its investment of \$2.2 billion towards rapid transit improvements and the construction of Broadway Subway and Surrey LRT.
2. Support essential upgrades to the existing SkyTrain network by investing a \$360 million share towards additional rail cars and station upgrades, to address overcrowding and ready the system for expected future demand.
3. Follow through on the existing provincial commitment to provide at least 1/3 of the capital costs towards replacing the aging Pattullo Bridge, and, on an urgent basis, assist in securing an additional federal share in the project.
4. Develop a funding strategy with TransLink to deliver provincial financial support towards improving HandyDART service, in recognition of its critical role in providing access to the provincial healthcare system for residents who can't use conventional transit services.
5. Commit to authorizing a development cost charge for transit in the fall legislative session so it can be enacted by TransLink by 2020, as one of the regional revenue sources for Phase One of the 10-Year Vision, to keep the plan on track and fairly funded.
6. Support the expansion of bus service region-wide, improvements to road conditions for drivers, and enhanced safety for cyclists and pedestrians — by working with the Mayors' Council to ensure that remaining operating and capital costs of the Vision are fully funded in a manner that is fair and equitable to Metro Vancouver taxpayers.

Voters' Guide

Responses to Party Questionnaire and summary of platforms

COMPLETING THE 10-YEAR VISION COMPARISON OF MAJOR PARTY COMMITMENTS

			
Match \$2.2-billion federal funding for new Rapid Transit Projects	✓	✓	✓
Upgrades to SkyTrain to meet growing demand (\$360 million)	<p>?</p> <p>Not specified. Will “promote investment in clean transportation initiatives and technology” and “will support the Mayors Council 10-year plan to upgrade Metro Vancouver’s transportation system.”</p>	<p>?</p> <p>Not specified, however states commitment to “continuing to work with all of our partners to finalize important details about new rapid transit and other projects.”</p>	<p>✓</p> <p>Commits to fund “the full 40 per cent provincial capital share of the Mayors’ plan, all three phases.”</p>
Replacing the aging Pattullo Bridge (one-third of capital costs and assist with securing federal contribution)	<p>?</p> <p>Not specified. “We support the Mayors’ Council’s plan and will match Federal funding for the plan.”</p>	<p>✓</p> <p>Committed to funding one-third, “subject to a strong business case.” Will continue to work with mayors and the federal government to explore funding options.</p>	<p>✓</p> <p>Will fund 40 per cent provincial capital share</p>
Funding to expand HandyDART service	<p>✓</p> <p>Supports “expansion of transit service that improves accessible public transportation, including improving HandyDART.” Phase Two commitment not specified.</p>	<p>✓</p> <p>Will “continue to work with the Mayors’ Council and TransLink to bring further improvements to HandyDart services.” Phase Two commitment not specified.</p>	<p>✓</p> <p>Commits to the province playing a “bigger role” and “working with TransLink to find long and lasting solutions to improve HandyDART.” Phase Two commitment not specified.</p>
Support completion of the 10-Year Vision (new DCC, work with Mayors’ Council to identify regional funding sources)	<p>✓</p> <p>Will “empower mayors to implement a regional green transportation plan... and give local governments greater certainty and predictability in Provincial support for their transit plans.”</p>	<p>?</p> <p>Legislative requirement that any new revenue source will require holding a referendum.</p>	<p>✓</p> <p>Committed to “working with Mayors to find a fair and equitable long-term solution to fund transit.” Supportive of studying mobility pricing. “We welcome the Mayors to bring any funding options to the table going forward.”</p>