



ADMINISTRATIVE REPORT

Report Date: March 27, 2012  
Contact: Mary Clare Zak  
Contact No.: 604.871.6643  
RTS No.: 9559  
VanRIMS No.: 08-2000-20  
Meeting Date: May 2, 2012

TO: Standing Committee on City Finance and Services  
FROM: Managing Director of Social Development  
SUBJECT: 2012 Community Services and other Social Grants

**RECOMMENDATION**

- A. THAT Council approve 110 Community Services Grants totaling \$2,184,404 including any recommended Conditions on the grants, as listed in Appendices C-1, C-2 and C-3. Source of funding is the 2012 Community Services Grants budget.
- B. THAT Council approve 14 grants for a total of \$218,700 from the Social Responsibility Fund. Source of funding is the Edgewater Casino Social Responsibility Reserve.
- C. THAT Council approve 1 grant of \$20,000 from the Hastings Legacy Fund. Source of funding is the Hastings Social Responsibility Reserve.
- D. THAT Council approve 3 Rent Subsidy Grants totalling \$80,075. Source of funding is the 2012 Rent Subsidy Grants Budget.
- E. THAT Council approve Childcare Administration grants of \$57,396 to Vancouver Society of Children's Centres (VSOCC) for the administration of City-owned child care facilities and a grant of \$116,639 to the Westcoast Child Care Resource Centre for city wide support services, totalling \$174,035. Source of funding is 2012 Civic Child Care Grants, 2012 Operating Budget.
- F. THAT Council approve \$100,000 in funding for Greenest City Neighbourhood (GCN) Grants to 10 applicants. Source of funding is the 2012 Greenest City Neighbourhood Grants Budget.

Recommendations A, B, C, D, E and F authorize grants and require eight affirmative votes for approval.

## ***REPORT SUMMARY***

This report recommends 140 grants to 110 registered non profit organizations in Vancouver for a total of \$2,777,214, and consolidates six Social Granting streams (Community Services and five other Social Policy grants) under one report. The purpose of the funding is to enable the provision of priority services, build capacity and mitigate the conditions that cause vulnerability for marginalized population groups throughout the city.

## ***COUNCIL AUTHORITY/PREVIOUS DECISIONS***

### **Community Services Grants (CS):**

On March 7, 1978, City Council established the Community Services Grants program. On October 9, 2003, City Council approved revisions to the Community Services Grants program, including three funding streams: Neighbourhood, Direct Social Service, and Organizational Capacity Building.

### **Social Responsibility Fund (SRF):**

On July 20, 2004, as part of the rezoning conditions for the Plaza of Nations, Council accepted a public benefit offering from Edgewater Casino including a donation of \$200,000 annually, towards the Social Responsibility Fund. Council approved funding guidelines in October 2006.

### **Hastings Legacy Fund (HLF):**

On October 4, 2005, as part of the rezoning conditions for Hastings Park, Council accepted a number of public benefits from Hastings Entertainment Inc. including Hastings Legacy Fund grants.

### **Rent Subsidy:**

On June 8, 1993, City Council decided that rent subsidies to social service or cultural organizations, occupying City-owned property held in the Property Endowment Fund, will be funded from the Community Services or Cultural Grants budget, and that these budgets will be adjusted to accommodate any new or renewed subsidies approved by Council.

### **Childcare Administration Grants:**

Council established the annual Civic Child Care Grants Program on October 23, 1990, as part of the 1990 Civic Child Care Strategy.

### **Greenest City Neighbourhood (GCN) Grants:**

On April 7, 2009, Council approved the establishment of the Greenest City Neighbourhood grants with allocations of \$100,000 per year.

## ***CITY MANAGER'S/GENERAL MANAGER'S COMMENTS***

The City Manager recommends approval of the foregoing.

## *REPORT*

### *Background/Context*

This report combines recommendations for the following six of the thirteen Social Policy grant streams:

- Community Services (CS) grants;
- Social Responsibility Fund (SRF) grants;
- Hastings Legacy Fund (HLF) grants;
- Rent Subsidy grants;
- Childcare Administration grants;
- Greenest City Neighbourhood (GCN) grants

This combination of recommendations from six grant streams provides more comprehensive information to Council under one report, and helps streamline administrative work. The purpose of this funding is to provide services in the social sector, build organizational capacity and resilience among populations experiencing vulnerability throughout the city. Grant funds help to address Council priorities including:

- i. Ending street homelessness by 2015 by funding services to address needs of street populations, providing access to basic services and supporting those at risk of becoming homeless;
- ii. Social inclusion and safety by providing funding to neighbourhood based services, and city wide services supporting the integration of new immigrants, services for seniors, women, persons with disabilities, and youth at risk;
- iii. Addressing Urban Health issues, including the negative impacts of the sex trade and providing low barrier employment opportunities for low income populations;
- iv. Building capacity in the childcare sector to support early learning and care and supporting the administration and management of City-owned childcare facilities in high density developments in the downtown core;
- v. Facilitating the achievement of Greenest City 2020 goals and targets through Greenest City Neighbourhood Grants. Project grants are being recommended where there is immediate need & benefit toward local food, zero waste, greening/trees and local transportation goals. Funding allows priority projects to continue during the transition to the funding stream which will ensue through the Vancouver Greenest City Fund, the City's partnership with the Vancouver Foundation, approved by Council on April 17 2012, (report RTS 9556).

The report also identifies processes undertaken to recommend allocations, describes demographic groups receiving services, and summarizes key relevant social trends and issues reported from grant applicants and other staff research (Appendices A and B).

### **Advance Grants to CS, SRF and Childcare Grants**

The total grant funding envelope for Social Grants for 2012 is just over \$6.5M.

On December 13, 2011 Council approved an advanced installment of \$21,172 to PACE and \$10,000 to the Downtown Eastside Neighbourhood House, both from the 2012 Community

Services Grants Budget. Both grants were to address cash flow issues and ensure continued service delivery in 2012.

On February 14, 2012 Council approved a total of \$2,126,859 in Advance Grants to organizations that had received CS, SRF or Childcare grants in 2011.

Normally organizations awarded CS or SRF grants receive first payment in late February. In 2012 the final City operating budget was approved after this date, creating a gap in cash flow for funding recipients. Council approved a remedy to this (RTS 9462) through an advance equal to the first payment in 2012 for organizations that received a CS, SRF or Childcare grant in 2011 and that staff will be recommending for continued funding in 2012 in this report.

As a result this report reflects staff recommendations for the balance of grants in the CS, SRF and Childcare streams.

**Table 1: Recommended funding allocations in this report and total funding for 2012**  
(including amounts approved by Council In December 2011 and February 2012)

Grant Stream	Priorities Addressed	Recommendations	Advance Approved by Council December 13, 2011 (RTS 9405)	Advance Approved by Council February 14, 2012 (RTS 9462)	Recommended Amount in this Report	Total Funding for 2012
Community Services Grants	End Street Homelessness Social Inclusion and Safety Urban Health	· 10 Neighbourhood Organization Grants · 8 Organizational Capacity Building Grants · 92 Direct Social Services Grants	\$31,172	\$1,912,824	\$2,184,404	\$4,128,400
Social Responsibility Fund Grants	Urban Health End Street Homelessness	· 14 Social Responsibility Fund grants		\$40,000	\$218,700	\$258,700
Hastings Legacy Fund	Urban Health	· 1 Hastings Legacy Fund grant			\$20,000	\$20,000
Rent Subsidy Grants	Social Inclusion and Safety End Street Homelessness	· 3 Rent Subsidy Grants			\$80,075	\$80,075
Childcare Administration Grants	Child Care and Early Learning	· 2 Childcare Administration Grants		\$174,035	\$174,035	\$348,070
Greenest City Neighbourhood grants	Greenest City	· 10 GCN grants			\$100,000	\$100,000
<b>TOTAL</b>			<b>\$31,172</b>	<b>\$2,126,859</b>	<b>\$2,777,214</b>	<b>\$4,935,245</b>

### *Strategic Analysis*

This report streamlines six funding programs in one report to improve efficiencies. This approach is in keeping with work being done on streamlining our granting processes across the

City, and ensuring our granting strategy aligns as much as possible with Council priorities while continuing to leverage other partners and resources.

**Summary of Applications:**

**I) Community Services, Social Responsibility Fund and Hastings Legacy Fund Grants**

**A) Community Services Grants - \$2,184,404**

The Community Services Grants stream is the largest of the grant programs and its purpose is to provide services and supports to vulnerable populations in the city including children, youth, families, women, seniors, persons with disabilities, urban Aboriginals, and immigrant populations. Information on the application process, funding demand increases, and recommendation highlights follows.

**i) Application process**

The application deadline was October 21, 2011: 150 grant applications were received and 110 are recommended for funding 40 applications either did not meet criteria or were not ranked as highly as others and are not recommended (See Appendix E). If a grant is not recommended, staff provide rationale to the applicant and suggest other funding opportunities.

Of the 110 programs funded in 2011 this report recommends (See Appendix C & E):

- 94 remain at the same funding level
- 5 received an increase in funding
- 6 received a decrease in funding
- 1 not have its funding renewed
- 5 new programs receive funding

**ii) Funding demand increases**

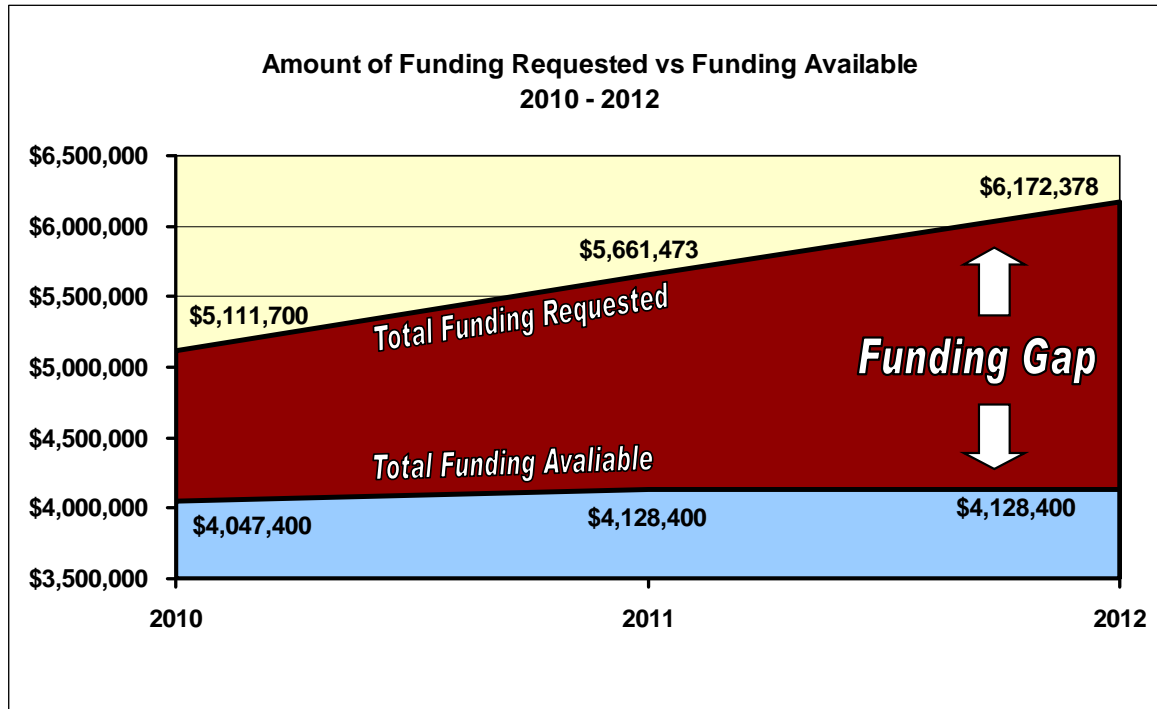
Over the past three years the table below identifies:

- 27 % increase in total applications
- 21 % increase in the total amount of funding requested
- 2 % increase in funding available

**Table 2: Total applications, funding requested and funding available for CS grants**

	2010	2011	2012	% change 2010 to 2012
<b>Total applications</b>	119 (incl. 10 new)	130 (incl. 17new)	150 (incl. 41 new)	27% ↑
<b>Total organizations</b>	92	99	117	27% ↑
<b>Total amount requested</b>	\$5,111,700	\$5,661,473	\$ 6,172,378	21% ↑
<b>Budget available</b>	\$4,047,400	\$4,128,400	\$ 4,128,400	2% ↑

Chart 1: Gap between funding requests and funding available



#### Drivers of Increased Demand for Funding:

The last three years have been extremely challenging for the non-profit sector in Vancouver. There has been considerable financial stress reported due to provincial funding cuts, in particular cuts to Gaming where many program grants were reduced or eliminated entirely. While gaming grants were increased in the past year they are still well below amounts available in 2008. Over the past year programs funded by CS grants reported a loss of \$793,647 in Provincial and Gaming grants representing a 16% drop in revenue.

A major overhaul of BC's employment services by the Ministry of Social Development has seen a significant reduction in the number of Vancouver based non-profits providing this service. This has resulted in severe funding reductions for a number of organizations including PEERS (closing in April due to the loss of \$300,000 in funding), Adult Learning Disabilities Association, CNIB and Pathways.

There is also considerable uncertainty about Federal funding levels in the coming year with indications that budgets may be cut by as much as 10%.

These funding challenges are further exacerbated by increased demand on services coupled with rising costs including food, rent and other necessities that non-profits must address with unchanged or reduced revenues.

### iii) Community Services recommendation highlights

The following table summarizes the 2012 Community Services Grants recommendations which include funding to 10 neighbourhood houses, and 8 grants to organizations such as Vantage Point (formerly Volunteer Vancouver) that help build the capacity of the non profit sector through volunteer referrals and training. Of the 92 Direct Social Services grants, staff recommend 5 new applications to address high priority needs including homelessness, people working in the sex trade, and urban Aboriginals.

**Table 3: Total 2012 recommendations for Community Services grants**

Recommendation	Amount
• 10 Neighbourhood Organization Grants	\$389,230
• 8 Organizational Capacity Building Grants	\$139,653
• 92 Direct Social Services Grants (Including 5 new applications addressing high priority needs, including homelessness, people working in the sex trade, and urban Aboriginals)	\$1,655,521
<b>TOTAL</b>	<b>\$2,184,404</b>

All applicants have been informed, in writing, of Social Policy's recommendations and in some cases, staff have placed conditions on recommendations subject to Council's final approval.

### B) Social Responsibility Fund (SRF) Allocations - \$218,700

The Social Responsibility Fund supports capacity building projects and initiatives located within neighbourhoods adjacent to the Edgewater Casino, including the DTES/Strathcona, Mount Pleasant, and Downtown.

Through the 2012 Community Services Grants process, staff identified 14 projects that align with Council priorities for Ending Street Homelessness by 2015 and Urban Health related supports for food security, and low barrier employment. Each project meets funding criteria of the Social Responsibility Fund and amounts to a total of \$218,700. (See Appendix D- for descriptions of each project.) The allocation of the balance of the funds in the SRF will be determined following an administrative and corporate review of funding.

Table 4: Total 2012 recommendations for Social Responsibility Fund (SRF) grants

Program	Advance Approved by Council (RTS 9462 Feb 14, 2012)	Recommended Amount in this Report	Total Funding for 2012
211 British Columbia Services Society - Street and Shelter Help Line		\$7,500	\$7,500
First Funds Society - Voicemail Program	\$10,000	\$10,000	\$20,000
Aunt Leah's Independent Lifeskills Society		\$20,000	\$20,000
Carnegie Centre -Homeground	\$5,000	\$5,000	\$10,000
EMBERS (Eastside Movement for Business & Econ Renewal Soc)		\$32,000	\$32,000
Pivot Legal Services - Hope in Shadows & Street Corner Media - Megaphone	\$2,500	\$17,500	\$20,000
WISH - MAP Van project		\$30,000	\$30,000
Strathcona Community Centre Assoc. - Food Coordinator	\$12,500	\$12,500	\$25,000
VANDU - DTES Market (Advance grant will be held in reserve pending confirmation of lead agency for DTES market.)	\$10,000	\$0	\$10,000
VANDU - MMT (Methadone Maintenance Therapy) Patients Liaison Group Coordinator		\$15,000	\$15,000
HiVE - Social Innovation Animator		\$30,000	\$30,000
Mt. Pleasant Neighbourhood House - Aboriginal Community Outreach		\$10,000	\$10,000
Your Farmers Market Society (New City Market)		\$10,000	\$10,000
Grandview Woodlands Food Connection		\$8,800	\$8,800
Downtown Eastside Neighbourhood House Food Network		\$10,400	\$10,400
TOTAL	\$40,000	\$218,700	\$258,700

### C) Hastings Legacy Fund (HLF) Allocations - \$20,000

The Hastings Legacy Fund supports capacity building projects and initiatives located within the neighbourhood of Hastings Sunrise.

On December 13, 2011 Council approved five recommendations for 2012 from the HLF totaling \$120,000. It was recommended that remaining funds in the HLF be made available to respond to future resident and Council priorities. If the recommendation for funding for Kiwassa Neighbourhood House is accepted by Council there will be \$117,100 remaining in the HLF.

Through the 2012 Community Services Grants process, staff identified 1 project that aligns with Council priorities for Urban Health food security. This project meets funding criteria of the Hastings Legacy Fund.



Table 5: Total 2012 recommendations for Hastings Legacy Fund (SRF) grants

Program	Description	Amount
Kiwassa Neighbourhood Services Assoc Food Program Coordinator	Grant to support Food Program Coordinator who organizes, supervises and delivers ongoing food security programs for 300 at-risk children, 120 families and 90 seniors a week. Programs include a breakfast club for school aged children, a lunch for preschoolers, after school snacks for children and youth, seniors lunch, community garden, seasonal community dinners and the Trainee Cook program.	\$20,000

#### D) Rent Subsidy Grants (\$80,075)

Council has a policy of considering rent subsidy grants to groups which qualify for a Community Services Grant and rent City-owned property held in the Property Endowment Fund. The City charges market rental for these properties and groups may request a subsidy to offset this market rent. Social Policy's recommendations for such grants are based on the criteria and priorities used to assess Community Services grant allocations. In the coming year staff will work to assess all the methods that the City uses to subsidize rents of non-profits in Vancouver, including but not limited to the Rent Subsidy Grants.

Three organizations are being recommended for rent subsidy grants to assist in the provision of programs or office space:

- Pacific Community Resources Society - Broadway Youth Resource Centre (BYRC)
- BC Coalition of People with Disabilities - Office space
- Dugout Drop-in Centre Society - Drop-in and Food Security Program

The recommendations are for the same amount that they received in 2011. In 2011 two organizations moved locations to accommodate the construction of social housing buildings. Family Services of Greater Vancouver, a rent subsidy recipient in 2011, has relocated to a City-owned property for which no rent is being charged. BYRC has also moved into a new City-owned property for which market rent is being charged and so a rent subsidy is recommended again in 2012.

**Table 6: Total 2012 recommendations for Rent Subsidy grants**

Agency	2011 GRANT	2012 REQUEST	2012 RECOMMENDED
Pacific Community Resource Society - Broadway - Youth Resources Centre • 103 - 2780 East Broadway	\$21,075	\$21,075	\$21,075
BC Coalition of People with Disabilities • 204 - 456 West Broadway	\$50,000	\$50,000	\$50,000
Dugout Drop-in Centre Society • 59 Powell Street	\$9,000	\$9,000	\$9,000
<b>TOTAL</b>	<b>\$80,075</b>	<b>\$80,075</b>	<b>\$80,075</b>

**E) Childcare Administration Grants (\$174,035)**

Staff recommend two annual operating grants to Westcoast Child Care Resource Centre and the Vancouver Society of Children's Centres (VSOCC). These two organizations are unique compared to other service providers: VSOCC was created by the City to operate and steward City-owned childcare amenities in the downtown core, and is the preferred operator of new downtown childcare developments. Westcoast is an umbrella organization that helps build the capacity of other non-profit childcare programs and their staff. With approval of Recommendation E, there will be \$812,130 remaining in the 2012 Child Care Grants Budget, with the next major childcare grant report going forward on May 15, 2012 (RTS 9594 - 2012 Childcare Enhancement Grants).

**a) Child Care Support Services: Westcoast Child Care Resource Centre - \$116,639**

Staff recommend a \$116,639 grant to support City-wide services. The grant will contribute to salaries for staff positions to provide:

- over 120 child care training workshops for Vancouver based early childhood educators and practitioners;
- an advisor providing guidance to organizations developing new centres;
- a job board to help match service needs with employment opportunities;
- a child care/child development library and a mobile lending library for early learning and care programs;
- information and referral services to Vancouver families; and
- service in 14 languages.

**b) City-owned Child Care Administration: VSOCC - \$57,396**

Staff recommend a grant of \$57,396 to support VSOCC's administration and day-to-day management of City-owned child care facilities.

The grant contributes to a portion of costs towards six core staff positions that support:

- 554 licensed spaces in 11 City-owned facilities in the Downtown core, including the largest number of infant/toddler spaces in Vancouver;;

- the design of new facilities and stewardship of existing ones;
- the overall management of 129 FTE's who are direct care providers and speak a total of 28 languages to meet the range of diverse family needs.

**Table 7: Total 2012 recommendations for Child Care Administration grants**

Organization	Description	Advance Approved by Council Feb 17, 2012	Amount Recommended in this Report	Total Funding for 2012
Westcoast Child Care Resource Centre	Grant to support City-wide early learning and care, information, training and referral services	\$116,639	\$116,639	\$233,278
Vancouver Society of Children's Centres	Grant to support administration and management of City-owned child care facilities in high density developments in the downtown core.	\$57,396	\$57,396	\$114,792
<b>TOTAL</b>		<b>\$174,035</b>	<b>\$174,035</b>	<b>\$348,070</b>

#### F) Greenest City Neighbourhood Grants (\$100,000)

In 2011, 16 Greenest City Neighbourhood (GCN) grants were awarded to projects in the areas of local food, active transportation, trees/greening, and zero waste. In 2012, a targeted call for proposals was made to past GNC recipients. The funding is designed to bridge currently funded initiatives and to ensure continuity of support until the establishment of the funding streams through the Vancouver Greenest City Fund, a partnership with Vancouver Foundation, approved by Council April 17, 2012 (RTS 9556).

Criteria for this funding cycle included:

- Demonstrate continued focus on the central aim and objectives of previously funded programming;
- Only continuation of current projects to be considered - new proposals or projects are not eligible;
- Demonstration of how learnings and experience will be shared with others.

Table 8: Total 2012 recommendations for Greenest City Neighbourhood Grants

Priority Area	Organization	Project Name	Project Description	Recommended Amount
Trees/ Greening	Stanley Park Ecology Society	Stanley Park Bog Restoration	The restoration and protection of the bog, and a program to engage diverse audiences in direct hands-on stewardship.	\$12,000
Active Transportation	Vancouver Area Cycling Coalition	Shift Urban Cargo Delivery	A courier enterprise using cargo bikes.	\$7,000
Zero Waste	Your Local Farmers Market Society	West End Farmers Market Community Compost Drop Off	Divert food scrap compostables by offering a drop-off collection station.	\$10,000
	The Vancouver Tool Library Cooperative	The Vancouver Tool Library	A long-lasting tool collection resource that residents can use to teach how to transform communities.	\$4,500
Local Food	City in Focus Foundation - City Gate Leadership Forum	Integrate Food Security Network among Faith-Based Providers	Integrate best-practices on sustainable food system among faith-based service providers.	\$5,700
	BC Coalition of People with Disabilities	Farmers on 57 <sup>th</sup> Integrated Community Gardens	Expanded on-site garden at George Pearson Hospital to provide local food for residents of the hospital	\$2,000
	Hastings Community Association	Hastings Food - SAC Seasons of Food	Community wide skill-building program on sustainable food systems, nutrition workshops, community meals and teaching garden.	\$14,700

	Organization	Project Name	Project Description	Recommended Amount
Local Food (con't)	Kitsilano Neighbourhood House	Cultivating Westside Connections	To facilitate intercultural and intergeneration food-driven exchanges. To continue to develop community produce stands to support local growers and support local food economy.	\$14,700
	Collingwood Neighbourhood House Society	Renfrew Collingwood Food Security Institute	Increase access to educational workshops, community kitchens, and urban agriculture education among culturally diverse and low income populations.	\$14,700
	Cedar Cottage Food Network Society	Mobile Produce and Food Education Pocket Market	To bring healthy and affordable food directly to the neighbourhood through community produce stand and increase knowledge of healthy eating and food preparation habits.	\$14,700
<b>TOTAL</b>				<b>\$100,000</b>

*Implications/Related Issues/Risk (if applicable)*

*Financial*

1) Community Services Grants

The balance of the 2012 budget for the Community Services Grants after Advance grants approved by Council Feb 14, 2012 is \$2,184,404.

The Community Services Grants recommended in this report total \$2,184,404 (as summarized in Table 9), leaving no remaining balance:

Table 9: Total 2012 recommendations for Community Services Grants

Remaining 2012 Community Services Grants Budget		\$2,184,404
Recommended Grant Allocation:		
Neighbourhood Organization Grants (REC A)	\$389,230	
Organizational Capacity Grants (REC A)	\$139,653	
Direct Social Service Grants (REC A)	\$1,655,521	
	<b>RECOMMENDED TOTAL</b>	<b>\$2,184,404</b>

## 2) Social Responsibility Fund

The 14 identified projects to be funded through the SRF total \$218,700. As of February 28, 2012, the unallocated balance in the Social Responsibility Fund was \$502,665. Upon the recommended allocation in this report, there will be \$283,965 remaining unallocated in the Edgewater Casino Social Responsibility Reserve.

## 3) Hastings Legacy Fund

The 1 identified project to be funded through the HLF is \$20,000. As of February 28, 2012, the unallocated balance of the Social Responsibility Hastings Reserve was \$137,100. Upon the recommended allocation in this report, there will be \$117,100 remaining in the Social Responsibility Hastings Reserve.

Annual contributions from Hasting Entertainment Inc. of \$100,000 (2007 base) with an annual CPI adjustment are expected until the Operational Agreement between the City and Hastings Entertainment Inc. expires in October 2012, with an option to renew for another 15 years at City's discretion.

## 4) Rent Subsidy

This report requests that \$80,075 be approved for 2012 rent subsidy grants to be paid from the 2012 Rent Subsidy Grants Budget. The 2012 Rent subsidy budget is \$95,600. Approval of these grants will leave a balance of \$15,525 in the 2012 Rent Subsidy Grants Budget.

## 5) Childcare Administration

The 2012 budget for Civic Child Care Grants is \$1,160,200, with a remaining unallocated budget of \$986,165 after Council- approved advance disbursements (shown in Table 7). This report recommends an administration grant of \$57,396 for City-owned Child Care Facilities to the Vancouver Society of Children's Centres, and \$116,639 for a City-wide Support Services grant for Westcoast Child Care Resource Centre. This leaves \$812,130 remaining in the 2012 Child Care Grants Budget, which will be reported on later this year.

## 6) Greenest City Neighbourhood (GCN) Grants

The 10 projects to be funded through GCN grants total \$100,000. The 2012 Greenest City Neighbourhood grants budget is \$100,000. Approval of these grants will leave \$0 in the GCN grants budget.

## *CONCLUSION*

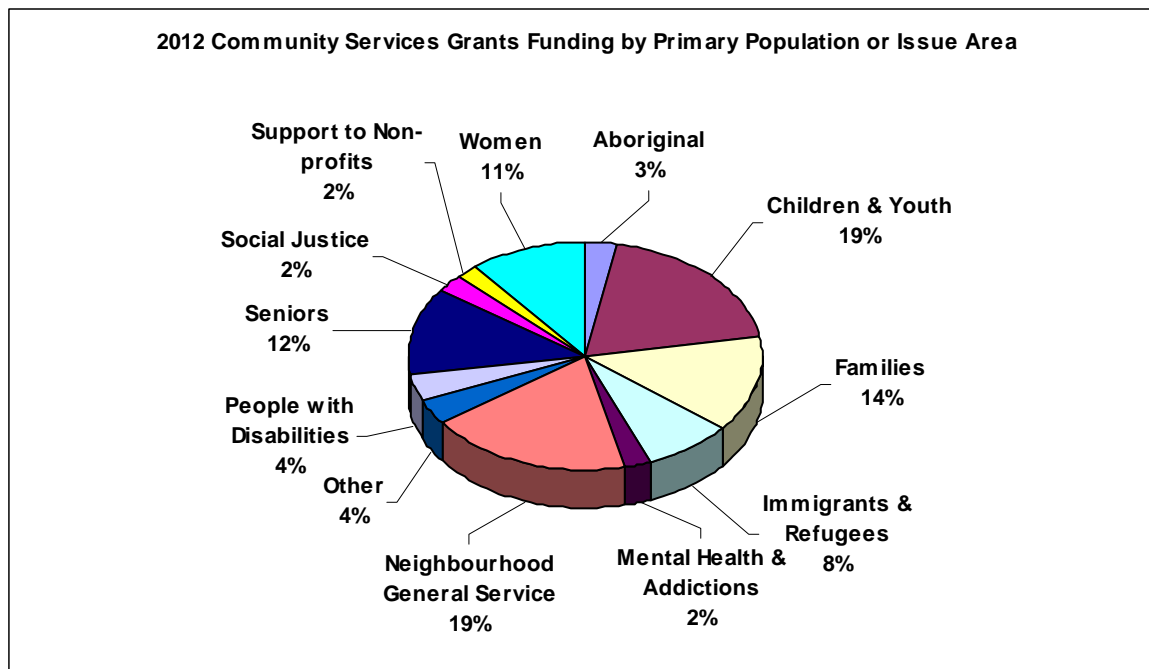
All the grants outlined in this report provide an important contribution to the delivery and sustainability of social services in Vancouver, to a wide range of population groups serving marginalized and at-risk citizens. The grants also support City livability and social development objectives and thus contribute to our city's overall urban health.

\* \* \* \* \*

**Demographic groups served by recommended Community Services grants:**

The Community Service grants are a tool that the City has to support work being undertaken by non-profit groups addressing a range of key policy areas impacting demographic and Council priorities, including Ending Street Homelessness by 2015, and key Urban Health initiatives that address safety and social inclusion.

**Chart 2: Primary Populations or Issue Areas served by programs recommended for 2012 Community Services Grants**



The chart above reflects the *primary* populations served by each program. Because most funded agencies serve more than one population, a more accurate picture of the City funds for each target group is difficult to provide. What is not captured, for instance, is how their work is associated with addressing particular issues within each population group (e.g. homelessness).

**Demographic groups served by recommended Community Services grants (note: total amount represent below does not equal total allocations for 2012 because a small number of grants do not fit into any of the categories listed):**

- Children, Youth and Families (36 grants totalling \$1,369,592)**  
 With children and youth (0 to 24) representing 25% of Vancouver's population (BC Stats 2010), the support of a continuum of services and programs for children, youth and families is strongly supported by City policy and priorities. City funding in the area of children and families is targeted at programs that provide support for early and middle years development for those most at risk of falling behind and at providing and coordinating child care for working families. A similar early intervention and prevention approach is taken with programs supporting youth at risk. Emphasis is

placed on outreach and engagement, working with youth to build strength, resilience and connections with community.

- **Neighbourhood Services (11 grants totalling \$766,380)**

The city is committed to supporting strong, vibrant communities through the support provided to 10 neighbourhood houses located throughout the city (2 grants provided to Collingwood Neighbourhood House). Neighbourhood houses are volunteer driven organizations that respond to the needs and aspirations of its local community members by providing services, programs, special events, facilities and information to meet the changing needs of diverse populations. They are a place where people of all ages and backgrounds can come together to address their personal, social and community development needs.

- **Seniors (17 grants totalling \$508,408)**

12,500 seniors currently residing in Vancouver (16%) are living below the poverty line and in the next 20 years the number of seniors living in Vancouver is expected to double. Seniors from a visible minority also make up 26% of the total seniors population in Vancouver. The effects of low income, isolation and cultural barriers are compounded by issues of the high cost of living in Vancouver and the absence of any provincial funding support for community based seniors' programs. City funding is targeted at programs working with vulnerable seniors that enhance cultural inclusion, focus on peer support and ensure access to basic services and supports.

- **Women (12 grants totalling \$450,996)**

Support for programs and activities related to women's issues has been a priority for the CS Grants ever since their inception more than 30 years ago. The City works actively to address and eradicate the systemic exclusion of all women and girls. 11% of CS Grants are directly related to work supporting women's issues.

- **Immigrants and Refugees (7 grants totalling \$331,956)**

In the period between 1996 and 2006, 29% of recent immigrants arriving at Metro Vancouver settled in the City of Vancouver, and more than half of Vancouver's population declared a Mother Tongue other than English (CoV Social Indicators & Trends 2009). Immigrants, particularly recent immigrants and refugees, are presented with a variety of challenges to adapt and integrate into the city's everyday life. Community Services grants provide support to 7 agencies focussed on providing services to isolated immigrant seniors, at-risk immigrant youth, immigrant women preparing for employment, and other locally identified needs.

- **Addressing Impacts of the Sex-Trade and Individuals Engaged in Sex Work/Prostitution (5 grants totalling \$183,512)**

One of the most vulnerable populations in Vancouver involves those engaged in prostitution and in particular those involved in survival sex work. Often victims of abuse, violence, and poverty, they require specific levels of support. Further, neighbourhoods and residents in Vancouver are also impacted. The City's grants include services for health and safety for both women and men, particularly those involved in survival sex trade work. Funding is also recommended to support the prevention of youth sexual exploitation and exiting supports for those choosing to exit.



- **People with Disabilities (7 grants totalling \$154,940)**

While Vancouver has made significant strides in making the city an inclusive place to live for people with physical and developmental disabilities, there continues to be considerable work required to ensure that those with disabilities are able to live with dignity, independence and as equal and full participants in society. City funding in this area supports programs that work directly with people to build their capacity for skill development and access to services and supports.

- **Equitable Access to Justice (3 grants totalling \$99,136)**

Fair and equitable access to justice goes well beyond the devastating cuts to legal aid in the province over the past few years. Access to justice begins with ensuring that the most vulnerable in our city have the information, support and guidance to navigate through and beyond the justice system. Grants from the City go toward supporting programs that link those who are most marginalized to the resources they need to facilitate this process.

- **Urban Aboriginals (4 grants totalling \$110,008)**

Urban Aboriginals, representing a population of over 11,730 in Vancouver, are among the most significant group to experience marginalization on many different levels of civic life (CoV Social Indicators & Trends 2009). Aboriginals have a significantly lower quality of life than non-Aboriginals. While representing 2% of the overall population in Vancouver, Aboriginal people account for an estimated 30% of people experiencing homelessness. With 60% of the Aboriginal population under the age of 24, City grants for this sector are largely focused on building the capacity and strength of Aboriginal youth to meet challenges and thrive in their communities.

## Trends

The following trends have been identified by applicants and recent research:

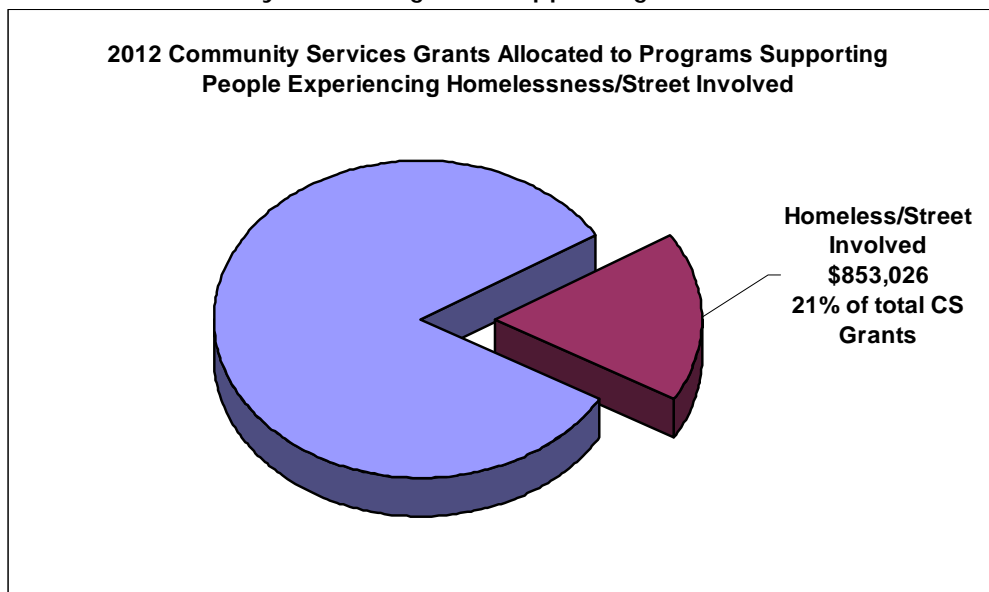
- **Homeless/street related populations continue to be an important priority**

While important advances have been made in reducing the number of people without any shelter in Vancouver, there continue to be significant numbers of people living in shelters and other temporary or substandard accommodations. In addition, the number of youth experiencing homelessness has increased 26% from 2008 to 2011.

Community service agencies have also been reporting a rise in the number of seniors who are in crisis and in danger of losing their housing due to rent pressures, the loss of income if one spouse is admitted to long term care, and rent increases that occur during absences (for example, when hospitalized or an SRO is renovated). Rents and evictions are governed by the Province's Rental Tenancy Act (RTA), however the City is playing a role in address this issue through the Single Room Accommodation Permit process which requires a Tenant Relocation Plan when an occupied building is being renovated. Further, the City has a Tenant Assistance Program that is available to work with low income tenants, many of whom are seniors, facing the loss of housing.

21% or \$853,026 of all CS funding is directed toward people experiencing homelessness, those who are street involved and toward supporting people at risk of becoming homeless (a \$50,000 increase from 2011). This funding includes new support to an early intervention program for seniors at immediate risk of becoming homeless.

**Chart 3: Community Services grants supporting issues of homelessness**



- **Loss of funding across the social non profit sector**

The last three years have been extremely challenging for the non-profit sector in Vancouver. There has been considerable financial stress reported due to provincial funding cuts, in particular cuts to Gaming where many program grants were reduced or eliminated entirely. While gaming grants were increased in the past year they are still well below amounts available in 2008. Over the past year programs funded by CS grants reported a loss of \$793,647 in Provincial and Gaming grants representing a 16% drop in revenue.

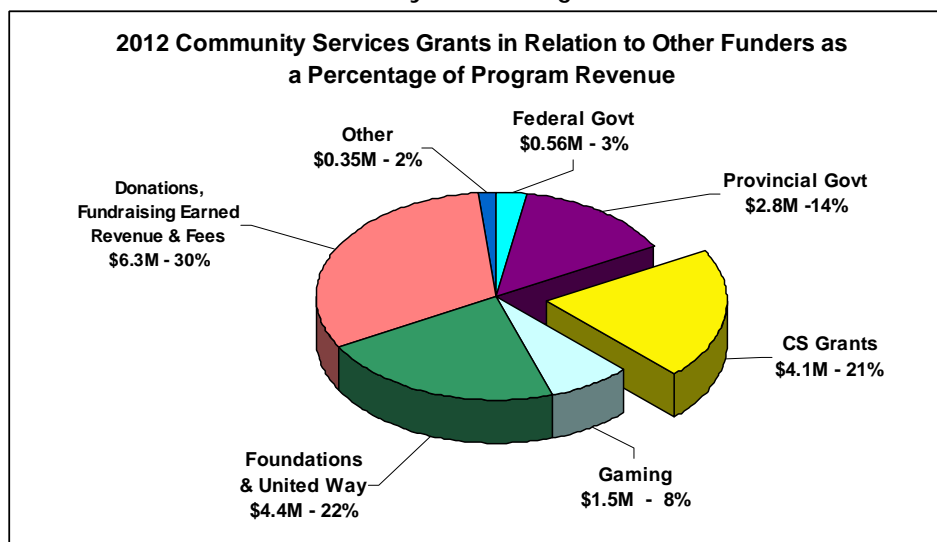
A major overhaul of BC's employment services by the Ministry of Social Development has seen a significant reduction in the number of Vancouver based non-profits providing this service. This has resulted in severe funding reductions for a number of organizations including PEERS (closing in April due to the loss of \$300,000 in funding), Adult Learning Disabilities Association, CNIB and Pathways.

There is also considerable uncertainty about Federal funding levels in the coming year with indications that budgets may be cut by as much as 10%.

These funding challenges are further exacerbated by increased demand on services coupled with rising costs including food, rent and other necessities that non-profits must address with unchanged or reduced revenues.

Staff will continue to work in partnership with other funders to build the capacity of organizations to address funding shortfalls. CS grants represent, on average, 21% of revenue for programs. This 21% is usually in the form of core funding that enables the support of key staff positions and leadership and supports programs to function and remain viable in the face of funding constraints from other sources. Building on this core funding, programs are also frequently able to leverage the City's commitment to seek support from a range of other funding sources. This translates into a 4 to 1 ratio with \$4 leveraged for every \$1 invested by the City.

**Chart 4: Total 2012 Community Services grants in relation to other funders**



In addition 25,017 volunteers contributed their labour to funded programs over the previously funded year, equaling 418 FTEs and \$9.1 million of work in the community.

**Combined Grant and Volunteer leverage:** Taking the grant's volunteer leverage into account, the total enabling power of a \$4.1 million initial investment produced \$26.1 million in dollars and volunteer time, meaning that for every \$1 City dollar invested, \$6.5 dollars of services were delivered.

- **Increasing demand on services**

While Social Policy's investments do leverage additional dollars, partnerships and resources, and although the City's overall investment in social related programs has increased since 2005, organizations report a significant increase in demand for their services that has put an upward pressure on grant requests. Some example indicators that contribute to these pressures are listed below:

- Increasing income disparity, with a higher number of neighbourhoods with individuals whose incomes are substantially below the City median of \$23,682;<sup>1</sup>
- 16.9% of the City's population living in poverty;<sup>2</sup> (see below)
- due to residential school trauma resulting from a larger colonial legacy, as much as 30% of Vancouver's homeless and 40% of street sex workers are of Aboriginal descent, although Aboriginal people make up 2% of the City's total population;<sup>3</sup>
- a growing number of immigrants and refugees served by programs receiving community services grants;<sup>4</sup>
- 15% of renters at risk of homelessness (paying 50% of income or more on rent);<sup>5</sup>
- 40% of children in the City of Vancouver are considered vulnerable on at least one scale of development entering kindergarten;<sup>6</sup> (see below)
- 10.4% of BC children live in poverty, the highest rate compared to other provinces.<sup>7</sup> (see below)

These factors have created increased demand for programs at social service organizations. Neighbourhood houses were used as a sample set to measure the increase in demand for services because they serve a broad range of populations, are located in 10 neighbourhoods across the City, and provide the most representative sample of organizations funded by Social Policy. Chart III below shows a 34% increase in demand for services at Neighbourhood Houses in the last 5 years, compared to only a modest rise in the whole Social Policy Grants portfolio.

---

<sup>1</sup> City of Vancouver, *Social Indicators and Trends Report*, 2009.

<sup>2</sup> Conference Board of Canada, *Canadian Income Inequality - Is Canada becoming more unequal?* July 2010.

<sup>3</sup> BC Centre for Excellence in HIV/AIDS, City of Vancouver, *Social Indicators and Trends Report*, 2009.

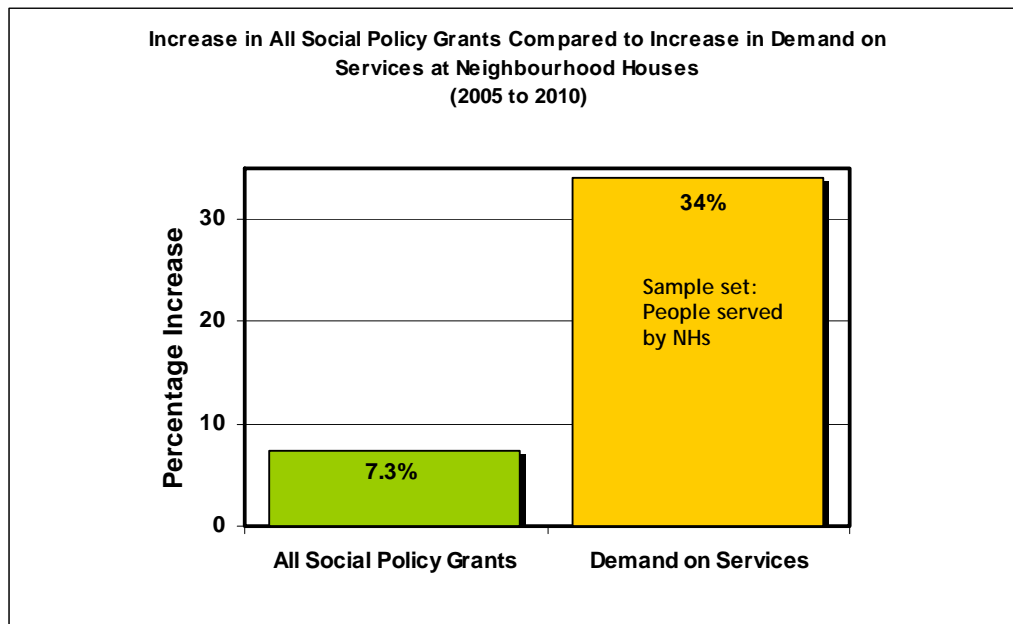
<sup>4</sup> City of Vancouver, *Social Indicators and Trends Report*, 2009.

<sup>5</sup> City of Vancouver Housing Policy, *Homeless Action Plan*, 2005.

<sup>6</sup> UBC HELP Early Development Instrument, 4<sup>th</sup> Wave reporting, September 20, 2011.

<sup>7</sup> First Call: BC Child and Youth Advocacy Coalition, *2010 Child Poverty Report Card*.

Chart 5: Increase in Demand for Services at Neighbourhood Houses



- **Poverty: more people in crisis for the first time**

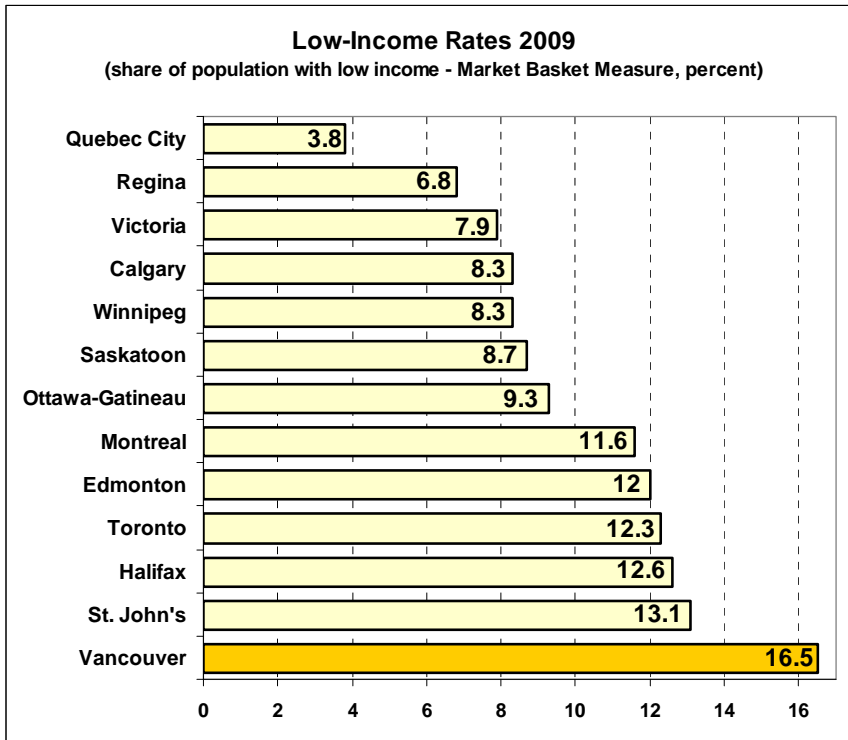
A number of service providers have reported an increase in the number of people who are in crisis for the first time. This has been attributed to reductions in the levels of services and the squeeze between low income and housing affordability. Youth programs, for example are reporting that even when youth find stable housing they continue to need basic services like meals because social assistance rates are not able to cover even the most basic accommodation.

Vancouver also has the highest rate of poverty among major Canadian cities as well as the highest rate of child poverty compared to other provinces, with 10.4% of BC children living in poverty (Statistics Canada, 2008, using the low income cut-off after income tax measure).

In addition, 40% of children in the City of Vancouver are considered vulnerable on at least one scale of development entering Kindergarten, which is above the provincial average of 31% (UBC: Human Early Learning Partnership Early Development Instrument 2011 data)

CS grants and all the other Social Policy grants outlined in this report are directed toward programs that help to mitigate the causes and effects of poverty and marginalization.

Chart 6: Low income rates in major Canadian cities



Source: Conference Board of Canada - July 2011

2012 Community Services Grants  
Neighbourhood Organization Grants Recommended

NO.	AGENCY	BALANCE OF 2012 RECOMMEND MINUS ADVANCED PAYMENT	2012 RECOMMEND	2012 REQUEST	2011 GRANT	CONDITIONS/COMMENTS
23	Cedar Cottage Nbhd House (ANH)	46,370	92,740	94,590	92,740	
26	Collingwood Nbhd House Society	46,370	92,740	102,014	92,740	
31	Downtown Eastside Nbhd House (DTES NH)	16,250	35,000	65,000	30,000	An increase of \$5,000 is recommended to enhance staffing for the core operations of the Neighbourhood House. CONDITION: SECOND QUARTERLY PAYMENT IS CONTINGENT UPON RECEIPT BY JUNE 15 2012, OF AN UPDATED ORGANIZATIONAL BUDGET.
46	Frog Hollow Nbhd House (ANH)	41,240	82,480	87,480	77,480	
48	Gordon Nbhd House (ANH)	44,370	59,160	60,343	59,160	CONDITIONS: SECOND QUARTERLY PAYMENT CONTINGENT ON 1) A SUMMARY REPORT OUTLINING THE NEIGHBOURHOOD HOUSE'S OVERALL FUNDING OUTLOOK AND STRATEGY FOR 2012, AND 2) RECEIPT OF A REVISED OUTCOME MEASUREMENT FRAMEWORK BY JUNE 15, WHICH CLEARLY OUTLINES GORDON'S CORE PROGRAMMING AND HOW THE NEIGHBOURHOOD HOUSE WILL BE TRACKING AND REPORTING RELATED OUTCOMES FOR 2012.
60	Kitsilano Nbhd House (ANH)	32,860	65,720	74,000	65,720	

**2012 COMMUNITY SERVICES GRANTS**  
**Neighbourhood Organization Grants Recommended**

NO.	AGENCY	BALANCE OF 2012 RECOMMEND MINUS ADVANCED PAYMENT	2012 RECOMMEND	2012 REQUEST	2011 GRANT	CONDITIONS/COMMENTS
63	Kiwassa Nbhd Services Assoc	46,370	92,740	94,595	92,740	
69	Little Mountain Nbhd House Soc	35,170	70,340	72,450	70,340	
83	Mt. Pleasant Nbhd House (ANH)	33,860	67,720	71,106	67,720	
111	South Vancouver Nbhd House (ANH)	46,370	92,740	94,595	92,740	
	<b>TOTAL = 10</b>	<b>389,230</b>	<b>751,380</b>	<b>816,173</b>	<b>741,380</b>	



2012 COMMUNITY SERVICES GRANTS  
Organizational Capacity Building Grants Recommended

NO.	AGENCY	BALANCE OF 2012 RECOMMEND MINUS ADVANCED PAYMENT	2012 RECOMMEND	2012 REQUEST	2011 GRANT	CONDITIONS/COMMENTS
1	211 British Columbia Services Soc	12,700	25,400	60,000	25,400	Staff have identified a more appropriate source of funds for BC211's Street and Shelter Help Line and recommend a portion of funding through the Social Responsibility Fund. City staff will also facilitate discussions with the Greater Vancouver Shelter Strategy to help streamline information gathering in support of the Line.
11	BC Coalition of People with Disab. - Membership & Outreach Co	27,855	37,140	49,440	37,140	SECOND QUARTERLY PAYMENT IS CONTINGENT ON RECEIPT BY JUNE 15, 2012 OF AN OMF AND EF THAT CLEARLY OUTLINES HOW THEY WILL BE TRACKING AND REPORTING OUTCOMES FOR 2012.
27	Collingwood Nbhd House Society-Living in Community	15,000	15,000	35,000	0	New Grant: Funding of \$15,000 is pro-rated for 2012 and is to fund the Community Developer position for the Living in Community project.
98	PeerNetBC - Youth Initiative	15,918	31,836	50,000	31,836	
110	South Vancouver Nbhd House - S. Van Srs' Council	20,372	40,744	41,560	40,744	
114	Strathcona Community Centre Association - S.O.S.	21,186	42,372	47,945	42,372	
128	Vancouver Community Network	12,550	25,100	25,500	25,100	
138	Vancouver Volunteer Centre-Vantage Point	14,072	28,144	28,707	28,144	
	<b>TOTAL = 8</b>	<b>139,653</b>	<b>245,736</b>	<b>338,152</b>	<b>230,736</b>	

**2012 COMMUNITY SERVICES GRANTS**  
**Direct Social Services Grants Recommended**

NO.	AGENCY	BALANCE OF 2012 RECOMMEND MINUS ADVANCED PAYMENT	2012 RECOMMEND	2012 REQUEST	2011 GRANT	CONDITONS/COMMENTS
3	Aboriginal Front Door Society	22,500	45,000	60,000	40,000	An increase of \$5,000 is recommended to enhance staffing for core operations of the Society.
4	Access Pro Bono Society of British Columbia (APB)	5,000	10,000	12,000	8,040	
5	ALDA - Adult Learning Develop. Assoc.	7,500	10,000	15,920	10,920	Reduction in funding recommended because funding is limited and other applicants rated higher in priority. CONDITIONS: ALL QUARTERLY PAYMENTS CONTINGENT ON 1) A SUMMARY REPORT OUTLINING THE ORGANIZATION'S OVERALL FUNDING OUTLOOK AND STRATEGY FOR 2012, AND 2) RECEIPT OF A REVISED OUTCOME MEASUREMENT FRAMEWORK (OMF) BY JUNE 15 THAT CLEARLY OUTLINES THE ORGANIZATION'S FUNDED ACTIVITIES IN 2012 AND HOW THE ORGANIZATION WILL BE TRACKING AND REPORTING RELATED OUTCOMES.
6	Arts in Action Society - Purple Thistle	7,650	15,300	15,300	15,300	
10	Battered Women's Support Services	23,878	47,756	55,900	47,756	
14	BC Seniors Services and Housing Information Society	20,000	20,000	40,488	0	New Grant: Funding of \$20,000 is pro-rated for 2012 and is to fund outreach workers to support seniors in imminent risk of loosing housing.

2012 COMMUNITY SERVICES GRANTS  
Direct Social Services Grants Recommended

NO.	AGENCY	BALANCE OF 2012 RECOMMEND MINUS ADVANCED PAYMENT	2012 RECOMMEND	2012 REQUEST	2011 GRANT	CONDITONS/COMMENTS
15	Big Brothers of Greater Van.	19,846	39,692	50,000	39,692	
16	Big Sisters of BC Lower Mainland	23,878	47,756	70,000	47,756	
17	Boys and Girls Clubs of Greater Van.	31,212	62,424	100,000	62,424	
18	Canadian Mental Health Association, Vancouver-Burnaby Branch	4,020	8,040	12,600	8,040	
19	Canadian National Institute for the Blind, BC-Yukon Division	8,118	16,236	70,000	16,236	
20	Canadian Paraplegic Assoc. (BC)	23,878	47,756	50,000	47,756	
23	Children of the Street Society	5,000	10,000	15,000	10,000	
29	Crisis Interven. & Suicide Prev. Ctr. Of BC	11,730	23,460	25,000	23,460	
35	Downtown Eastside Women's Centre - Administration	46,818	62,424	85,000	62,424	SECOND QUARTERLY PAYMENT CONTINGENT ON RECEIPT OF A REVISED OUTCOME MEASUREMENT FRAMEWORK BY JUNE 15, WHICH CLEARLY OUTLINES OUTCOME TRACKING AND REPORTING FOR 2012.
36	Downtown Eastside Women's Centre - Chinese Seniors Outreach	22,900	45,800	46,700	45,800	

2012 COMMUNITY SERVICES GRANTS  
Direct Social Services Grants Recommended

NO.	AGENCY	BALANCE OF 2012 RECOMMEND MINUS ADVANCED PAYMENT	2012 RECOMMEND	2012 REQUEST	2011 GRANT	CONDITONS/COMMENTS
37	Dugout - Drop-in Society	30,000	40,000	42,000	40,000	SECOND QUARTERLY PAYMENT CONTINGENT ON RECEIPT OF AN UPDATED OMF THAT CLEARLY OUTLINES THEIR WORK IN BUILDING CAPACITY WITH VOLUNTEERS.
38	Eastside Family Place Society	28,124	56,248	57,373	56,248	
40	Family Services - Directions - Outreach & After Hours	39,854	79,708	80,505	79,708	
41	Family Services - Vancouver Counselling Program	12,500	25,000	30,000	25,000	
45	Four Eleven Seniors Centre Soc. - Info and Referral	41,250	55,000	73,000	75,868	SECOND QUARTERLY PAYMENT IS CONTINGENT ON RECEIPT BY JUNE 15 2012, OF AN UPDATED OMF OUTLINING SCOPE OF WORK FOR THE BALANCE OF 2012 AND CONFIRMATION OF A NEW OPERATING LOCATION THAT WILL ENSURE CONTINUED PROVISION OF SERVICE.

2012 COMMUNITY SERVICES GRANTS  
Direct Social Services Grants Recommended

NO.	AGENCY	BALANCE OF 2012 RECOMMEND MINUS ADVANCED PAYMENT	2012 RECOMMEND	2012 REQUEST	2011 GRANT	CONDITONS/COMMENTS
47	Frog Hollow Neighbourhood House - Youth Skills	13,132	26,264	30,000	26,264	The program should develop additional activities and stronger outcomes related to 1) engaging youth who need extra supports, who are at risk, or encountering barriers to achievement, and 2) building support networks and transferring the knowledge learned through the program to vulnerable and/or multi-barriered youth.
49	Greater Vancouver Law Students' Legal Advice Soc (GVLSLAS)	22,068	44,136	44,136	44,136	
50	Hastings Community Assoc-Family Enrichment Ctr	22,500	30,000	42,930	36,764	SECOND QUARTERLY PAYMENT CONTINGENT ON RECEIPT OF A MONITORING PLAN THAT FOCUSES ON IMPACTS OF THE PROGRAMS DIRECTLY FUNDED BY THE CITY. YEAR-END REPORTING FOR 2012 SHOULD SPECIFICALLY IDENTIFY THE OUTCOMES OF CITY-FUNDED PROGRAMS, WITH PARTICULAR MENTION OF HOW SERVICES ARE TARGETED TO, AND THEIR IMPACTS ON, DISADVANTAGED POPULATIONS.
51	HIM (Health Initiatives for Men) Society	7,520	15,040	20,000	13,040	New Grant: Funding of \$15,040 is to continue work related to prevention and exiting for male sex-trade workers previously sponsored by PEERS.
52	Immigrant Svcs Soc of BC - MY Circle Program	23,750	47,500	48,925	47,500	

2012 COMMUNITY SERVICES GRANTS  
Direct Social Services Grants Recommended

NO.	AGENCY	BALANCE OF 2012 RECOMMEND MINUS ADVANCED PAYMENT	2012 RECOMMEND	2012 REQUEST	2011 GRANT	CONDITONS/COMMENTS
53	Inland Refugee Soc. of BC	26,400	52,800	53,800	52,800	
54	Japanese Community Volunteer Assoc-Tonari Gumi	18,000	24,000	35,000	31,000	Recommend reduced amount of funding. Organization received \$31,000 in 2010. Staff recommend a grant in the amount of \$24,000 at this time because other applications better reflect City priorities and stronger outcomes, and were therefore rated higher.
55	Jewish Family Services Agency	7,902	15,804	16,000	15,804	
56	Justice Education Soc of BC (former Law Courts Edu Soc of BC)	13,040	26,080	26,080	26,080	
57	Kettle Friendship Soc.	33,812	67,624	94,000	67,624	
59	KidSafe Project Society, The	17,658	35,316	51,000	25,924	An increase of \$9,392 is recommended to support Child Support Workers during extended VSB breaks.
62	Kitsilano Nbhd House-Seniors Links Coordinator	5,100	10,200	10,404	10,200	
65	Kiwassa Nbhd Services Assoc-Youth Programs	15,606	31,212	35,000	31,212	
66	La Boussole, Centre Communautaire Societe	7,284	14,568	15,000	14,568	
67	Learning Disabilities Assoc. of BC, The	11,704	23,408	23,868	23,408	

2012 COMMUNITY SERVICES GRANTS  
Direct Social Services Grants Recommended

NO.	AGENCY	BALANCE OF 2012 RECOMMEND MINUS ADVANCED PAYMENT	2012 RECOMMEND	2012 REQUEST	2011 GRANT	CONDITONS/COMMENTS
68	Leave Out Violence (LOVE) British Columbia	12,904	25,808	40,000	25,808	
70	Little Mountain Nbhd House Soc-Early Years Project	10,404	20,808	21,225	20,808	
71	Little Mountain Nbhd House Soc-Learning is First (LIFT)	3,000	6,000	10,000	5,000	
76	Marpole Oakridge Area Council-Forever Learning	27,768	37,024	45,000	37,024	SECOND QUARTERLY PAYMENT CONTINGENT ON RECEIPT OF UPDATED INFORMATION ON ORGANIZATION'S FINANCES AND FUNDED PROGRAM ACTIVITIES.
77	Marpole Oakridge Family Place Soc.	21,072	42,144	45,416	42,144	
78	MOSAIC - Community Development	39,638	79,276	91,000	79,276	
79	MOSAIC - Connecting Fathers	7,000	14,000	51,000	10,000	
80	MOSAIC - Vietnamese Family Counselling Project	22,114	44,228	49,826	44,228	
81	MPA - Motivation, Power & Achievement Society	5,250	10,500	10,500	10,500	
82	Mt. Pleasant Family Centre Soc.	33,308	66,616	67,948	66,616	

2012 COMMUNITY SERVICES GRANTS  
Direct Social Services Grants Recommended

NO.	AGENCY	BALANCE OF 2012 RECOMMEND MINUS ADVANCED PAYMENT	2012 RECOMMEND	2012 REQUEST	2011 GRANT	CONDITONS/COMMENTS
85	Mt. Pleasant Neighbourhood House - Family Drop-in	7,803	10,404	16,000	10,404	SECOND QUARTERLY PAYMENT CONTINGENT ON RECEIPT OF A REVISED OUTCOME MEASUREMENT FRAMEWORK BY JUNE 15 THAT CLEARLY OUTLINES HOW THEY WILL BE TRACKING AND REPORTING OUTCOMES RELATED TO FAMILIES SERVED IN 2012.
86	Multicultural Helping House Society	25,854	51,708	87,859	46,708	An increase of \$5,000 is recommended to enhance staffing for core operations of the newly expanded facility. A year-end report is requested, due on December 1, 2013.
87	NEC Native Education College (Urban Native Indian Ed)	13,004	26,008	26,530	26,008	
88	Network of Inner City Comm. Services Soc. - Van Roving Leaders	12,750	25,500	30,000	25,500	
90	PACE - Providing Alternatives, Counselling & Education Soc.	22,913	58,780	65,500	58,780	ALL QUARTERLY PAYMENTS CONTINGENT ON AN UPDATE REPORT OUTLINING PACE'S CASH FLOW SITUATION AND OVERALL FUNDING OUTLOOK FOR 2012, WITH ANY CORRESPONDING PROGRAMMING CHANGES REFLECTED IN A REVISED OUTCOME MEASUREMENT FRAMEWORK IF NECESSARY.
92	Pacific Comm. Res Society - Broadway Youth Res.Ctre	18,186	36,372	58,177	35,872	



2012 COMMUNITY SERVICES GRANTS  
Direct Social Services Grants Recommended

NO.	AGENCY	BALANCE OF 2012 RECOMMEND MINUS ADVANCED PAYMENT	2012 RECOMMEND	2012 REQUEST	2011 GRANT	CONDITONS/COMMENTS
93	Pacific Comm. Res. Society - Vietnamese Youth	23,878	47,756	58,877	47,756	
95	Pacific Immigrant Resources Society (PIRS) - LEAD Program	10,184	20,368	31,101	20,368	
96	Pacific Immigrant Resources Society (PIRS) - Outreach Workers	27,636	55,272	55,283	55,272	
97	Pacific Post Partum Support Society	8,842	17,684	25,000	17,684	
99	PFAME - Qmunity (formerly Centre) Gay & Lesbian Services	15,300	30,600	50,000	30,600	
100	PFAME - Qmunity GAB Youth Services	15,568	31,136	50,000	31,136	
101	Philippine Women Centre of BC	13,929	18,572	20,000	18,572	SECOND QUARTERLY PAYMENT IS CONTINGENT ON RECEIPT BY JUNE 15 2012, OF A PLAN OUTLINING HOW THEY WILL WORK MORE CLOSELY WITH OTHER ORGANIZATIONS THAT SUPPORT A SIMILAR POPULATION GROUP.
103	PLEA Community Services Society of BC - KidStart	12,940	25,880	30,000	25,880	

2012 COMMUNITY SERVICES GRANTS  
Direct Social Services Grants Recommended

NO.	AGENCY	BALANCE OF 2012 RECOMMEND MINUS ADVANCED PAYMENT	2012 RECOMMEND	2012 REQUEST	2011 GRANT	CONDITONS/COMMENTS
104	Red Fox Healthy Living Society-Leadership	14,500	29,000	40,000	19,000	An increase of \$10,000 is recommended to more fully support the role of the ED.
106	Renfrew-Collingwood Seniors' Soc.	8,428	16,856	25,000	16,856	
107	South Granville Seniors Friendship Centre Soc.	20,168	40,336	46,043	35,336	
108	South Granville Seniors Friendship Ctre Soc- Spanish Outreach	10,554	21,108	24,000	21,108	
109	South Vancouver Family Place - Vancouver Life Skills Society	28,560	57,120	58,833	57,120	
116	SUCCESS - Counselling Service for the Chinese Community	23,410	46,820	50,000	46,820	
117	SUCCESS - Seniors QOL Prog.	20,420	40,840	41,208	40,840	
118	SUCCESS - Youth At Risk Program	33,600	67,200	70,000	67,200	
119	SWAN (Supporting Women's Alternatives Network) Vancouver Soc	15,000	15,000	15,000	0	New Grant. Funding is pro-rated but will be re-evaluated next year in the context of available funding for the requested staff position.

2012 COMMUNITY SERVICES GRANTS  
Direct Social Services Grants Recommended

NO.	AGENCY	BALANCE OF 2012 RECOMMEND MINUS ADVANCED PAYMENT	2012 RECOMMEND	2012 REQUEST	2011 GRANT	CONDITONS/COMMENTS
120	Taiwanese Canadian Cultural Soc. - Golden Age Centre	6,000	8,000	15,000	10,000	The funded services need to demonstrate stronger outcomes on meeting the needs of isolated seniors and those who require outreach and support.
121	Tenant Resource & Advisory Centre Society - TRAC	22,500	45,000	62,000	45,000	
122	Tetra Society of North America	5,100	10,200	10,500	10,200	
123	Theatre for Living Soc. (Headlines Theatre)	8,242	16,484	19,807	16,484	
124	Thunderbird Nbhd Assoc. - Family Place	20,000	40,000	40,000	40,000	
125	Urban Native Youth Assoc. (UNYA) - Outreach	23,028	46,056	50,105	46,056	
127	Vancouver Assoc. for Survivors of Torture - VAST	12,224	24,448	24,936	24,448	
130	Vancouver Rape Relief & Women's Shelter	16,652	33,304	34,208	33,304	
131	Vancouver Recovery Club	16,012	32,024	35,000	32,024	
132	Vancouver Second Mile Soc-DTES Nbhd Helpers	22,672	45,344	46,251	45,344	
133	Vancouver Second Mile Soc-DTES Seniors' Centre	16,046	32,092	32,738	32,092	
134	Vancouver Second Mile Soc-Dtn. S. Nbhd Helpers	12,166	24,332	24,816	24,332	

2012 COMMUNITY SERVICES GRANTS  
Direct Social Services Grants Recommended

NO.	AGENCY	BALANCE OF 2012 RECOMMEND MINUS ADVANCED PAYMENT	2012 RECOMMEND	2012 REQUEST	2011 GRANT	CONDITONS/COMMENTS
135	Vancouver Second Mile Soc-Nbhd Helpers Chinese Outreach Proj.	14,486	28,972	29,550	28,972	
136	Vancouver Society of Children's Centres VSOCC-Family Programs	5,000	10,000	21,115	20,500	Reduction in funding recommended as funding is limited and other applicants rated higher in priority. \$5000 to be released to support programming concluding July 1, 2012. Remaining \$5000 to be released: 1) once a service delivery partner in the downtown core has been identified, and 2) once proposed outcomes/related OMF focusing on residents experiencing disadvantages and/or discrimination is submitted.
140	Warriors Against Violence Society	10,000	10,000	15,000	0	New Grant: Funding of \$10,000 is pro-rated for 2012 and is to fund the ED to deliver violence prevention programming in the Aboriginal community.
141	Watari Research Assoc. - Comm Youth Outreach	30,288	60,576	69,000	60,576	
143	West End Seniors Network	23,878	47,756	60,000	47,756	
144	West Side Family Place	19,410	38,820	39,596	38,820	
145	Western Institute for the Deaf and Hard of Hearing	5,100	10,200	12,000	10,200	
146	WISH Drop-In Centre Society	39,846	79,692	90,000	79,692	
148	Women Against Violence Against Women	20,808	41,616	50,000	41,616	
149	YWCA - Crabtree Corner	28,434	56,868	56,868	56,868	

2012 COMMUNITY SERVICES GRANTS  
Direct Social Services Grants Recommended

NO.	AGENCY	BALANCE OF 2012 RECOMMEND MINUS ADVANCED PAYMENT	2012 RECOMMEND	2012 REQUEST	2011 GRANT	CONDITONS/COMMENTS
150	YWCA - Single Mothers Support Services	10,612	21,224	21,648	21,224	
	TOTAL = 92	1,655,521	3,131,284	3,819,393	3,090,484	

**2012 SOCIAL RESPONSIBILITY FUND GRANTS  
Recommended**

Program	Description	Advance Approved by Council February 14, 2012	Recommended Amount in this Report	Total Funding for 2012
211 British Columbia Services Society	Grant to support the Street and Shelter Help Line that has seen an increase in call volume of 72% to 10,052 calls in the past 12 months.		\$7,500	\$7,500
First Funds Society - Voicemail Program	Grant for a coordinator for Community Voice Mail (CVM) for the provision of local phone numbers and voice mail capability to 54 service providers and 800 homeless or phoneless persons in Vancouver.	\$10,000	\$10,000	\$20,000
Aunt Leah's Independent Lifeskills Society	Grant to support a one-year pilot project in partnership with the McCreary Centre Society to test the benefit of home support visits for youth exiting the foster care system. (65% of people experiencing homelessness are former youth in care)		\$20,000	\$20,000
Carnegie Centre - Homeground	Grant to support a 3 day event for Downtown Eastside homeless and under-housed residents where they can enjoy food & entertainment, connect to services, & learn life skills.	\$5,000	\$5,000	\$10,000
EMBERS (Eastside Movement for Business & Econ Renewal Soc)	Grant to implement a Workers Social Support and Financial Literacy program designed to help clients make successful transitions back into the workforce & improve clients employability in the job market.		\$32,000	\$32,000

**2012 SOCIAL RESPONSIBILITY FUND GRANTS  
Recommended**

Program	Description	Advance Approved by Council February 14, 2012	Recommended Amount in this Report	Total Funding for 2012
Pivot Legal Services - Hope in Shadows Project & Street Corner Media Foundation-Megaphone	Grant for a part time Vendor Coordinator working with vendors from both social enterprise organizations. This position will provide learning opportunities to build vendor skills in financial literacy, communication and personal development with the goal of increasing capacity and supporting the income of homeless and marginalized people.	\$2,500	\$17,500	\$20,000
WISH - MAP Van project	Grant to support the Mobile Access Project, a peer led safety and info & referral service to street-based sex trade workers. The MAP Van provides an important harm reduction service and is VPD's main vehicle for collecting "bad date" reports. This amount is pro-rated from August 1 to December 31, 2012 to ensure continued service when another funding source winds down on July 31.		\$30,000	\$30,000
Strathcona Community Centre Association - Food Coordinator	Grant to strengthen and expand existing food programs coordination and efficiency and add new programs including community gardening, sustainable food production, and family oriented culturally sensitive food preparation.	\$12,500	\$12,500	\$25,000

**2012 SOCIAL RESPONSIBILITY FUND GRANTS  
Recommended**

Program	Description	Advance Approved by Council February 14, 2012	Recommended Amount in this Report	Total Funding for 2012
VANDU - DTES Market	Advance grant will be held in reserve pending confirmation of lead agency for DTES market.	\$10,000	\$0	\$10,000
VANDU - MMT (Methadone Maintenance Therapy) Patients Liaison Group Coordinator	Coordinator to work with MMT patients, community groups & regulators to aide in developing an autonomous patient liaison group to provide input into policy, practice & related issues regarding MMT. The formation & coordination of this group aligns with one of the key strategies identified by the City to deal with MMT fraud and abuses in the Downtown Eastside. These strategies will be forwarded to the council-mandated MMT Working Group.		\$15,000	\$15,000
HiVE - Social Innovation Animator  CONDITION: SECOND QUARTERLY PAYMENT CONTINGENT ON THE COMPLETION OF HIRING PROCESS FOR NEW EXECUTIVE DIRECTOR	The HiVE is a home for growth-oriented organizations working in the sustainability & creativity sectors in Vancouver. It provides a shared workspace that facilitates creativity, collaboration & social innovation with members sharing infrastructure and amenities. Based on best practice of other centres like Toronto's Centre for Social Innovation, reaching full potential will require active animation of the space by creating opportunities for members to engage, collaborate and build the skills of social innovators to create partnerships both within and outside the HiVE, effectively helping to build a network of social entrepreneurs.		\$30,000	\$30,000



**2012 SOCIAL RESPONSIBILITY FUND GRANTS  
Recommended**

Program	Description	Advance Approved by Council February 14, 2012	Recommended Amount in this Report	Total Funding for 2012
Mt. Pleasant Neighbourhood House - Aboriginal Community	Grant for an Aboriginal Community Developer to work closely with Mount Pleasant Neighbourhood House to identify and implement partnerships and activities that will increase capacity to respond to local priorities and engage Aboriginal/First Nations Community members.		\$10,000	\$10,000
Your Farmers Market Society (New City Market)	Grant to support advancement of work on New City Market business plan development, consultation, and site planning efforts. The planning for and creation of a central food hub (New City Market) is a partnership between the City, VanCity and Your Local Farmers Market Society.		\$10,000	\$10,000
Grandview Woodlands Food Connection	The Nutritional Outreach Team will engage with residents and organizations to develop nutritional outreach events and programming. The program will dignify and humanize food distribution and contribute to a robust, sustainable and interconnected neighbourhood food system from seed to table.		\$8,800	\$8,800
Downtown Eastside Neighbourhood House Food Network	To continue the urban food gardening program at Britannia Secondary to further develop food gardens, composting, fruit trees and other garden components. The program will support and design classroom gardening curriculum as well as planning and implementing Community Centre garden workshops.		\$10,400	\$10,400
<b>TOTAL</b>		<b>\$40,000</b>	<b>\$218,700</b>	<b>\$258,700</b>

**2012 COMMUNITY SERVICES GRANTS  
Grants Not Recommended**

NO.	AGENCY	GRANT TYPE	2012 RECOMMEND	2012 REQUEST	2011 GRANT	CONDITIONS/COMMENTS
2	3h Craftworks Society	DSS	0	16,000	0	Not recommended. Organization meets eligibility criteria, however, staff do not recommend because funding is limited and other applications rated higher in regards to meeting City priorities.
7	Association of Neighbourhood Houses of BC	OCB	0	30,600	0	Not recommended. Organization meets eligibility criteria, however, staff do not recommend because funding is limited.
8	Atira Women's Resource Society	DSS	0	65,000	0	Not recommended. Application does not meet eligibility criteria. Operating funding for housing projects is the responsibility of other levels of government.
9	Aunt Leah's Independent Lifeskills Society	DSS	0	45,760	0	Not recommended. Organization does not meet eligibility criteria with location of service outside of the City of Vancouver. Staff work with organization to determine if a newly proposed project could be eligible for the Social Responsibility Fund.
12	BC Council for Families	OCB	0	24,000	0	Not recommended. Organization meets eligibility criteria, however, staff do not recommend because funding is limited and other applicants rated higher in priority.
13	BC Multicultural Health Services Society (BCMHS)	DSS	0	31,240	0	Not recommended. Organization meets eligibility criteria, however, staff do not recommend because funding is limited and other applications rated higher in regards to meeting City priorities.

2012 COMMUNITY SERVICES GRANTS  
Grants Not Recommended

NO.	AGENCY	GRANT TYPE	2012 RECOMMEND	2012 REQUEST	2011 GRANT	CONDITIONS/COMMENTS
21	Canadian Red Cross Society-Lower Mainland Region	DSS	0	12,120	0	Not recommended. Organization meets eligibility criteria, however, staff do not recommend because funding is limited and other applications rated higher in regards to meeting City priorities.
24	Chrysalis Drug & Alcohol Abuse Recovery Society	DSS	0	35,000	0	Not recommended. Organization meets eligibility criteria, however, staff do not recommend because funding is limited and other applications rated higher in regards to meeting City priorities.
25	Coastal Squash Organization	DSS	0	32,000	0	Not recommended. Organization meets eligibility criteria, however, staff do not recommend because funding is limited and other applications rated higher in regards to meeting City priorities.
28	ConnecTra Society	OCB	0	10,000	0	Not recommended. Organization meets eligibility criteria, however, staff do not recommend because funding is limited and other applications rated higher in regards to meeting City priorities.
31	Downtown Eastside Nbhd House-Community Drop-In	OCB		50,000	0	Not recommended. Application does not meet eligibility criteria.
32	Downtown Eastside Nbhd House-Community Drop-In Coordinator	DSS	0	36,400	0	Not recommended. Staff recommend increasing the DTES NH core operational budget by \$5000 through their application in the Neighbourhood Organization stream.
33	Downtown Eastside Neighbourhood Council (DNC)	DSS	0	70,000	0	Not recommended. Program does not meet eligibility criteria.

2012 COMMUNITY SERVICES GRANTS  
Grants Not Recommended

NO.	AGENCY	GRANT TYPE	2012 RECOMMEND	2012 REQUEST	2011 GRANT	CONDITIONS/COMMENTS
34	Downtown Eastside Studio Society	DSS	0	22,000	0	Not recommended. Organization meets eligibility criteria, however, staff do not recommend because funding is limited and other applications rated higher in regards to meeting City priorities.
39	EMBERS (Eastside Movement for Business & Econ Renewal Soc)	DSS	0	50,000	0	Not recommended. Staff have identified a more appropriate source for funding through the Social Responsibility Fund.
42	First Funds Society-Community Voice Mail	OCB	0	25,000	0	Not recommended. Staff however have identified and recommended funding through the Social Responsibility Fund.
43	First United Church of Vancouver	DSS	0	80,000	0	Not recommended. Program does not meet eligibility criteria.
44	First United Church of Vancouver	DSS	0	29,000	0	Not recommended. Organization meets eligibility criteria, however, staff do not recommend because funding is limited and staff are concerned about the capacity of the organization to remain viable.
58	Kids Up Front Foundation (Vancouver)	OCB	0	45,000	0	Not recommended. Organization meets eligibility criteria, however, staff do not recommend because funding is limited and other applications in the OCB category were more aligned with City priorities.
61	Kitsilano Nbhd House-Seniors for Seniors Coordinator	DSS	0	40,664	0	Not recommended. Organization meets eligibility criteria, however staff do not recommend because funding is limited and other applications rated higher in priority.
64	Kiwassa Nbhd Services Assoc-Food Program Coordinator	DSS	0	20,000	0	Not recommended. Staff however have identified and recommended funding through the Hastings Legacy Fund.

**2012 COMMUNITY SERVICES GRANTS  
Grants Not Recommended**

NO.	AGENCY	GRANT TYPE	2012 RECOMMEND	2012 REQUEST	2011 GRANT	CONDITIONS/COMMENTS
72	Living Systems Counselling: Education, Training & Research Soc.	DSS	0	12,000	0	Not recommended. Organization meets eligibility criteria, however, staff do not recommend because funding is limited and other applications rated higher in regards to meeting City priorities.
73	Loving Spoonful, A	DSS	0	25,000	0	Not recommended. Organization meets eligibility criteria, however, staff do not recommend because funding is limited and other applications rated higher in regards to meeting City priorities.
74	Lu'ma Native BCH Housing Society	DSS	0	20,000	0	Not recommended. Program does not meet eligibility criteria.
75	Marpole Oakridge Area Council-Community Meals	DSS	0	10,000	0	Not recommended. Organization meets eligibility criteria, however, staff do not recommend because funding is limited and other applications rated higher in regards to meeting City priorities.
84	Mt. Pleasant Neighbourhood House - Aboriginal Community	DSS	0	20,000	0	Not recommended. Staff however have identified and recommended funding through the Social Responsibility Fund.
89	Oakridge Seniors Society	DSS	0	17,800	0	Not recommended. Organization meets eligibility criteria, however, staff do not recommend because funding is limited and other applications rated higher in regards to meeting City priorities.
91	PACE - Providing Alternatives, Counselling & Education Soc-ED	DSS	0	22,250	0	Not recommended. Program was initially recommended for \$10,000 but program staff chose to withdraw their application. The \$10,000 was re-allocated to services supporting women in the sex trade.

2012 COMMUNITY SERVICES GRANTS  
Grants Not Recommended

NO.	AGENCY	GRANT TYPE	2012 RECOMMEND	2012 REQUEST	2011 GRANT	CONDITIONS/COMMENTS
94	Pacific Community Resources Society - IRAYL	DSS	0	52,478	0	Not recommended. Organization meets eligibility criteria, however, the program has had its funding renewed by MCFD. Staff have renewed recommendations from 2011 that MCFD act as a convener of other funders including GVRD municipalities to develop a funding plan.
102	Pivot Legal Society	DSS	0	20,000	0	Not recommended. Staff however have identified and recommended funding through the Social Responsibility Fund.
105	Renfrew Parks Community Assoc	DSS	0	25,000	0	Not recommended. Organization meets eligibility criteria, however, staff do not recommend because funding is limited and other applications rated higher in regards to meeting City priorities.
112	St James Community Service Society	DSS	0	25,000	0	Not recommended. Organization does not meet eligibility criteria because it is a service within Provincial jurisdiction. Social Policy strongly supports the program's work preventing homelessness and will facilitate conversations with Housing Policy.
113	Strathcona Community Centre Association - Food Coordinator	DSS	0	46,000	0	Not recommended. Staff however have identified and recommended funding through the Social Responsibility Fund.
115	Street Corner Media Foundation-Megaphone	DSS	0	15,000	0	Not recommended. Staff however have identified and recommended funding through the Social Responsibility Fund.
126	Vancouver Area Human Rights Coalition Soc. - BC	DSS	0	20,800	10,800	Not recommended. Organization received \$10,800 in 2011, reduced from \$20,800 that was allocated in 2010. Other applications better reflect City priorities and stronger outcomes, and were therefore rated higher.

2012 COMMUNITY SERVICES GRANTS  
Grants Not Recommended

NO.	AGENCY	GRANT TYPE	2012 RECOMMEND	2012 REQUEST	2011 GRANT	CONDITIONS/COMMENTS
129	Vancouver Cross Cultural Seniors Network Society	OCB	0	19,076	0	Not recommended. Organization meets eligibility criteria, however, staff do not recommend because funding is limited and other applicants rated higher in priority.
137	Vancouver Status of Women - Referral and Resource	DSS	0	35,000	0	Not recommended. Organization meets eligibility criteria, however, staff do not recommend because funding is limited and other applications rated higher in regards to meeting City priorities.
139	W2 Community Media Arts Soc-ALIVE Urban Journey	OCB	0	35,000	0	Not recommended. Organization meets eligibility criteria, however, staff do not recommend because funding is limited and other applications rated higher in regards to meeting City priorities. The organization is advised on other more relevant sources.
142	West Coast Mental Health Network Society	DSS	0	5,647	0	Not recommended. Organization meets eligibility criteria, however, staff do not recommend because funding is limited and other applications rated higher in regards to meeting City priorities.
147	WISH Drop-In Centre Society- Women First!	DSS	0	18,825	0	Not recommended. Organization meets eligibility criteria, however, staff do not recommend because funding is limited and other applications rated higher in regards to meeting City priorities.
	<b>TOTAL = 40</b>			<b>1,214,660</b>	<b>10,800</b>	

**2012 COMMUNITY SERVICES GRANTS**  
**Grants by Category**

CATEGORY	AGENCY	2012 RECOMMEND	2012 REQUEST	2011 GRANT
Aboriginal	Aboriginal Front Door Society	45,000	60,000	40,000
Aboriginal	NEC Native Education College (Urban Native Indian Ed)	26,008	26,530	26,008
Aboriginal	Red Fox Healthy Living Society-Leadership	29,000	40,000	19,000
Aboriginal	Warriors Against Violence Society	10,000	15,000	0
	<b>COUNT = 4</b>			
Children & Youth	Arts in Action Society - Purple Thistle	15,300	15,300	15,300
Children & Youth	Big Brothers of Greater Van.	39,692	50,000	39,692
Children & Youth	Big Sisters of BC Lower Mainland	47,756	70,000	47,756
Children & Youth	Boys and Girls Clubs of Greater Van.	62,424	100,000	62,424
Children & Youth	Family Services - Directions - Outreach & After Hours	79,708	80,505	79,708
Children & Youth	Frog Hollow Neighbourhood House - Youth Skills	26,264	30,000	26,264
Children & Youth	Immigrant Svcs Soc of BC - MY Circle Program	47,500	48,925	47,500
Children & Youth	KidSafe Project Society, The	35,316	51,000	25,924
Children & Youth	Kiwassa Nbhd Services Assoc-Youth Programs	31,212	35,000	31,212
Children & Youth	Leave Out Violence (LOVE) British Columbia	25,808	40,000	25,808
Children & Youth	Little Mountain Nbhd House Soc-Early Years Project	20,808	21,225	20,808
Children & Youth	Little Mountain Nbhd House Soc-Learning is First (LIFT)	6,000	10,000	5,000
Children & Youth	Network of Inner City Comm. Services Soc.- Van Roving Leaders	25,500	30,000	25,500
Children & Youth	Pacific Comm. Res Society - Broadway Youth Res.Ctre	36,372	58,177	35,872
Children & Youth	Pacific Comm. Res. Society - Vietnamese Youth	47,756	58,877	47,756
Children & Youth	PeerNetBC - Kinex	31,836	50,000	31,836



**2012 COMMUNITY SERVICES GRANTS**  
**Grants by Category**

CATEGORY	AGENCY	2012 RECOMMEND	2012 REQUEST	2011 GRANT
Children & Youth	PFAME - Qmunity GAB Youth Services	31,136	50,000	31,136
Children & Youth	PLEA Community Services Society of BC - KidStart	25,880	30,000	25,880
Children & Youth	SUCCESS - Youth At Risk Program	67,200	70,000	67,200
Children & Youth	Urban Native Youth Assoc. (UNYA) - Outreach	46,056	50,105	46,056
Children & Youth	Watari Research Assoc. - Comm Youth Outreach	60,576	69,000	60,576
	<b>COUNT = 21</b>			
Families	Eastside Family Place Society	56,248	57,373	56,248
Families	Family Services - Vancouver Counselling Program	25,000	30,000	25,000
Families	Hastings Community Assoc-Family Enrichment Ctr	30,000	42,930	36,764
Families	Marpole Oakridge Family Place Soc.	42,144	45,416	42,144
Families	MOSAIC - Connecting Fathers	14,000	51,000	10,000
Families	MOSAIC - Vietnamese Family Counselling Project	44,228	49,826	44,228
Families	Mt. Pleasant Family Centre Soc.	66,616	67,948	66,616
Families	Mt. Pleasant Neighbourhood House - Family Drop-in	10,404	16,000	10,404
Families	South Vancouver Family Place - Vancouver Life Skills Society	57,120	58,833	57,120
Families	SUCCESS - Counselling Service for the Chinese Community	46,820	50,000	46,820
Families	Thunderbird Nbhd Assoc. - Family Place	40,000	40,000	40,000
Families	Vancouver Society of Children's Centres VSOCC-Family Programs	10,000	21,115	20,500
Families	West Side Family Place	38,820	39,596	38,820
Families	YWCA - Crabtree Corner	56,868	56,868	56,868
Families	YWCA - Single Mothers Support Services	21,224	21,648	21,224
	<b>COUNT = 15</b>			

**2012 COMMUNITY SERVICES GRANTS**  
**Grants by Category**

CATEGORY	AGENCY	2012 RECOMMEND	2012 REQUEST	2011 GRANT
Immigrants & Refugees	Inland Refugee Soc. of BC	52,800	53,800	52,800
Immigrants & Refugees	Justice Education Soc of BC (former Law Courts Edu Soc of BC)	26,080	26,080	26,080
Immigrants & Refugees	MOSAIC - Community Development	79,276	91,000	79,276
Immigrants & Refugees	Multicultural Helping House Society	51,708	87,859	46,708
Immigrants & Refugees	Pacific Immigrant Resources Society (PIRS) - Outreach Workers	55,272	55,283	55,272
Immigrants & Refugees	Strathcona Community Centre Association - S.O.S.	42,372	47,945	42,372
Immigrants & Refugees	Vancouver Assoc. for Survivors of Torture - VAST	24,448	24,936	24,448
	<b>COUNT = 7</b>			
Mental Health & Addictions	Canadian Mental Health Association, Vancouver-Burnaby Branch	8,040	12,600	8,040
Mental Health & Addictions	Kettle Friendship Soc.	67,624	94,000	67,624
Mental Health & Addictions	La Boussole, Centre Communautaire Societe	14,568	15,000	14,568
Mental Health & Addictions	MPA - Motivation, Power & Achievement Society	10,500	10,500	10,500
	<b>COUNT = 4</b>			
Neighbourhood Services	Cedar Cottage Nbhd House (ANH)	92,740	94,590	92,740
Neighbourhood Services	Collingwood Nbhd House Society	92,740	102,014	92,740
Neighbourhood Services	Downtown Eastside Nbhd House (DTES NH)	35,000	65,000	30,000
Neighbourhood Services	Frog Hollow Nbhd House (ANH)	82,480	87,480	77,480
Neighbourhood Services	Gordon Nbhd House (ANH)	59,160	60,343	59,160
Neighbourhood Services	Kitsilano Nbhd House (ANH)	65,720	74,000	65,720
Neighbourhood Services	Kiwassa Nbhd Services Assoc	92,740	94,595	92,740
Neighbourhood Services	Little Mountain Nbhd House Soc	70,340	72,450	70,340

**2012 COMMUNITY SERVICES GRANTS**  
**Grants by Category**

CATEGORY	AGENCY	2012 RECOMMEND	2012 REQUEST	2011 GRANT
Neighbourhood Services	Mt. Pleasant Nbhd House (ANH)	67,720	71,106	67,720
Neighbourhood Services	South Vancouver Nbhd House (ANH)	92,740	94,595	92,740
	<b>COUNT = 10</b>			
Other	Collingwood Nbhd House Society-Living in Community	15,000	35,000	0
Other	Crisis Interven. & Suicide Prev. Ctr. Of BC	23,460	25,000	23,460
Other	Dugout - Drop-in Society	40,000	42,000	40,000
Other	HIM (Health Initiatives for Men) Society	15,040	20,000	13,040
Other	PFAME - Qmunity (formerly Centre) Gay & Lesbian Services	30,600	50,000	30,600
Other	Theatre for Living Soc. (Headlines Theatre)	16,484	19,807	16,484
Other	Vancouver Recovery Club	32,024	35,000	32,024
	<b>COUNT = 7</b>			
People with Disabilities	ALDA - Adult Learning Develop. Assoc.	10,000	15,920	10,920
People with Disabilities	BC Coalition of People with Disab. - Membership & Outreach Co	37,140	49,440	37,140
People with Disabilities	Canadian National Institute for the Blind, BC-Yukon Division	16,236	70,000	16,236
People with Disabilities	Canadian Paraplegic Assoc. (BC)	47,756	50,000	47,756
People with Disabilities	Learning Disabilities Assoc. of BC, The	23,408	23,868	23,408
People with Disabilities	Tetra Society of North America	10,200	10,500	10,200
People with Disabilities	Western Institute for the Deaf and Hard of Hearing	10,200	12,000	10,200
	<b>COUNT = 7</b>			

**2012 COMMUNITY SERVICES GRANTS**  
**Grants by Category**

CATEGORY	AGENCY	2012 RECOMMEND	2012 REQUEST	2011 GRANT
Seniors	BC Seniors Services and Housing Information Society	20,000	40,488	NEW
Seniors	Four Eleven Seniors Centre Soc. - Info and Referral	55,000	73,000	75,868
Seniors	Japanese Community Volunteer Assoc-Tonari Gumi	24,000	35,000	31,000
Seniors	Jewish Family Services Agency	15,804	16,000	15,804
Seniors	Kitsilano Nbhd House-Seniors Links Coordinator	10,200	10,404	10,200
Seniors	Marpole Oakridge Area Council-Forever Learning	37,024	45,000	37,024
Seniors	Renfrew-Collingwood Seniors' Soc.	16,856	25,000	16,856
Seniors	South Granville Seniors Friendship Centre Soc.	40,336	46,043	35,336
Seniors	South Granville Seniors Friendship Ctre Soc-Spanish Outreach	21,108	24,000	21,108
Seniors	South Vancouver Nbhd House - S. Van Srs' Council	40,744	41,560	40,744
Seniors	SUCCESS - Seniors QOL Prog.	40,840	41,208	40,840
Seniors	Taiwanese Canadian Cultural Soc. - Golden Age Centre	8,000	15,000	10,000
Seniors	Vancouver Second Mile Soc-DTES Nbhd Helpers	45,344	46,251	45,344
Seniors	Vancouver Second Mile Soc-DTES Seniors' Centre	32,092	32,738	32,092
Seniors	Vancouver Second Mile Soc-Dtn. S. Nbhd Helpers	24,332	24,816	24,332
Seniors	Vancouver Second Mile Soc-Nbhd Helpers Chinese Outreach Proj.	28,972	29,550	28,972
Seniors	West End Seniors Network	47,756	60,000	47,756
	<b>COUNT = 17</b>			
Social Justice	Access Pro Bono Society of British Columbia (APB)	10,000	12,000	8,040
Social Justice	Greater Vancouver Law Students' Legal Advice Soc (GVLAS)	44,136	44,136	44,136

**2012 COMMUNITY SERVICES GRANTS**  
**Grants by Category**

CATEGORY	AGENCY	2012 RECOMMEND	2012 REQUEST	2011 GRANT
Social Justice	Tenant Resource & Advisory Centre Society - TRAC	45,000	62,000	45,000
	COUNT = 3			
Support to Non-profits	211 British Columbia Services Soc	25,400	60,000	25,400
Support to Non-profits	Vancouver Community Network	25,100	25,500	25,100
Support to Non-profits	Vancouver Volunteer Centre-Vantage Point	28,144	28,707	28,144
	COUNT = 3			
Women	Battered Women's Support Services	47,756	55,900	47,756
Women	Children of the Street Society	10,000	15,000	10,000
Women	Downtown Eastside Women's Centre - Administration	62,424	85,000	62,424
Women	Downtown Eastside Women's Centre - Chinese Seniors Outreach	45,800	46,700	45,800
Women	PACE - Providing Alternatives, Counselling & Education Soc.	58,780	65,500	58,780
Women	Pacific Immigrant Resources Society (PIRS) - LEAD Program	20,368	31,101	20,368
Women	Pacific Post Partum Support Society	17,684	25,000	17,684
Women	Philippine Women Centre of BC	18,572	20,000	18,572
Women	SWAN (Supporting Women's Alternatives Network) Vancouver Soc	15,000	15,000	NEW
Women	Vancouver Rape Relief & Women's Shelter	33,304	34,208	33,304
Women	WISH Drop-In Centre Society	79,692	90,000	79,692

**2012 COMMUNITY SERVICES GRANTS**  
**Grants by Category**

CATEGORY	AGENCY	2012 RECOMMEND	2012 REQUEST	2011 GRANT
Women	Women Against Violence Against Women	41,616	50,000	41,616
	COUNT = 12			
	TOTAL = 110	4,128,400	4,995,968	4,062,600